CITY COUNCIL

Regular Meeting Agenda

I hereby notify you that the following items of business have been filed with this office and can be acted upon at the meeting of the City Council **Monday, February 2, 2026** at 6:30 PM.

City Clerk

Roll Call

Moment Of Silence - Pledge Of Allegiance

Reports Of Committee

Informational

1. **Zone Change — 979 Dickinson Street from Residence A to Residence C.**
2. **December Revenue Vs. Expenditure Report**
3. **2026 City Council Rules and Orders**
4. **City Council Public Speak Out Pilot**

Petetions

5. **EVERSOURCE - Parker Street**
6. **Wilbraham Avenue / Discontinue**
7. **EVERSOURCE GAS - Allen Park Road**
8. **EVERSOURCE GAS - Belle Street**
9. **EVERSOURCE GAS - Denwall Dr.**
10. **EVERSOURCE GAS - Normandy Street**
11. **Wallance Street / Discontinue**

Grants

12. **C3 2025 FQHC Sustainability Grant - $25,155 - No Match**

13. **Donation of Goods to Elder Affairs - Gift Cards**

Orders

14. **Bond Authorization - White St. & Kensington Ave. Elementary School - $2,500,000**

Ordinances

15. **Amending Chapter 279: Peddling and Soliciting - First Step**

To The City Council of the City of Springfield:

The undersigned respectfully petition your honorable body

to change the zoning of a portion of the property known as 979 Dickinson Street (03910-0362) from Residence A to Residence C.

Mailing Address:

979 Dickinson Street
Springfield, MA 01108

Owner & Petitioner:

Congregational Beth El

I hereby certify that I am the owner and petitioner or acting on behalf of the owner and petitioner.

BY: Maxine Bernstein

Maxine Bernstein, Temple President

CITY OF SPRINGFIELD, MASSACHUSETTS

Statement of Revenues and Other Sources,
and Expenditures and Other Uses
Budget and Actual - General Fund

For the period ended
12/31/25

Revenues and Other Sources:	Revised Budget	Actual	Variance Over/(Under)	%
Real Estate & Personal Property Taxes	285,211,114	136,043,782	(149,167,332)	48%
Real Estate & Personal Property Taxes - Tax Liens	-	565,262	565,262	0%
Motor Vehicle Excise	12,950,000	3,706,269	(9,243,731)	29%
Penalties, interest and other taxes	24,558,176	3,325,016	(21,233,161)	14%
Charges for Services	16,557,239	7,598,877	(8,958,362)	46%
Intergovernmental	620,199,616	310,247,486	(309,952,130)	50%
Licenses and Permits	5,842,106	1,966,005	(3,876,101)	34%
Fines and Forfeits	341,183	239,365	(101,818)	70%
Interest earned on Investments	6,616,442	4,531,398	(2,085,044)	68%
Miscellaneous	6,427,539	5,020,569	(1,406,970)	78%
FY 2025 Net School Spending Shortfall (a.)	32,204,926	32,204,926	-	100%
Stabilization Reserves/Transfers in	5,431,988	5,431,988	-	100%
Other Financing Sources - Free Cash	3,116,000	3,116,000	-	100%
Free Cash to Reduce the Tax Rate	3,000,000	3,000,000	-	100%
Total Revenues and Other Sources	1,022,456,330	516,996,942	(505,459,387)	51%
Expenditures and Other Uses:				
General government	34,044,567	19,554,373	14,490,194	57%
Public safety				
Police	61,727,316	30,940,802	30,786,513	50%
Fire	29,486,202	14,153,521	15,332,681	48%
Centralized Dispatch	2,513,536	1,331,179	1,182,357	53%
Other	5,294,985	2,720,349	2,574,636	51%
Health and Welfare	4,846,753	2,164,897	2,681,856	45%
Public works	13,020,111	9,200,032	3,820,080	71%
Education	702,007,254	357,253,467	344,753,786	51%
Culture and recreation	18,815,347	11,030,597	7,784,750	59%
Pension and fringe	110,432,202	92,370,922	18,061,280	84%
State and district assessments	3,902,181	1,856,093	2,046,088	48%
Debt Service	23,050,925	11,804,506	11,246,419	51%
Pay as you go Capital	5,162,609	221,310	4,941,299	4%
Other Financing Use - Trash Enterprise Supplement	8,152,341	8,152,341	-	100%
Total Expenditures and Other Uses	1,022,456,330	562,754,389	459,701,941	55%
Excess (deficiency) of revenues and other sources over expenditures and other uses	-	(45,757,446)	(45,757,446)	

(a.) The FY 2025 Net School Spending Requirement shortfall must be appropriated in the School Budget pursuant to Chapter 70. Section 11 of the Education Reform Act of 1993.

CITY OF SPRINGFIELD, MASSACHUSETTS
Budget and Actual - General Fund
Expenditures and Encumbrances
For the period ended
12/31/25

	Original Budget	Transfers In/(Out)	Revised Budget	Expenditure	Encumbrance	Variance Over/(Under)	%
Expenditures and Other Uses:							
General government	29,817,160	4,227,407	34,044,567	15,977,689	3,576,684	14,490,194	57%
Public safety							
Police	61,727,316	-	61,727,316	29,916,785	1,024,017	30,786,513	50%
Fire	29,486,202	-	29,486,202	13,816,255	337,266	15,332,681	48%
Centralized Dispatch	2,513,536	-	2,513,536	1,326,521	4,657	1,182,357	53%
Other	5,294,985	-	5,294,985	2,361,545	358,805	2,574,636	51%
Health and Welfare	4,846,753	-	4,846,753	1,805,301	359,596	2,681,856	45%
Public works	13,020,112	-	13,020,111	7,794,902	1,405,130	3,820,080	71%
Education	669,974,557	32,032,697	702,007,254	295,227,719	62,025,748	344,753,786	51%
Culture and recreation	18,815,347	-	18,815,347	9,137,800	1,892,797	7,784,750	59%
Pension and fringe	109,932,202	500,000	110,432,202	92,039,416	331,506	18,061,280	84%
State and district assessments	3,902,181	-	3,902,181	1,856,093	-	2,046,088	48%
Debt Service	23,050,925	-	23,050,925	11,804,506	-	11,246,419	51%
Pay as you go Capital	5,162,609	-	5,162,609	86,591	134,719	4,941,299	4%
Other Financing Use - Trash Enterprise Supplement	8,152,341	-	8,152,341	8,152,341	-	-	100%
Total Expenditures and Other Uses	985,696,226	36,760,104	1,022,456,330	491,303,464	71,450,924	459,701,941	55%

CITY OF SPRINGFIELD, MASSACHUSETTS

Yearly Comparision Revenue Vs. Expenditures
For the period ended
12/31/25 vs 12/31/24

Revenues and Other Sources:	FY 2026 Actual	FY 2025 Actual	Increase/ (Decrease)	Comments
Real Estate & Personal Property Taxes	$ 136,043,782	$ 127,481,981	$ 8,561,802	
Tax Liens	565,262	847,260	(281,998)	
Motor Vehicle Excise	3,706,269	2,400,488	1,305,781	
Penalties, interest and other taxes	3,325,016	3,471,217	(146,201)	
Charges for Services	7,598,877	6,873,608	725,268	
Intergovernmental	310,247,486	290,280,519	19,966,967	*Increase in Chapter 70 State Aid*
Licenses and Permits	1,966,005	3,002,101	(1,036,097)	
Fines and Forfeits	239,365	161,056	78,309	
Interest earned on Investments	4,531,398	4,646,645	(115,247)	
Miscellaneous	5,020,569	5,482,948	(462,380)	
Net School Spending Shortfall	32,204,926	19,004,078	13,200,848	*NSS Carryover Increase*
Stabilization Reserves	5,431,988	4,518,927	913,061	
Free Cash to Reduce the Tax Rate	3,000,000	4,000,000	(1,000,000)	
Free Cash Appropriations	3,116,000	3,375,000	(259,000)	
Total Revenues and Other Sources	516,996,942	475,545,829	41,451,114	

Expenditures and Other Uses:

General government	19,554,373	21,623,164	(2,068,791)	*Settlement payment in November of FY 2025*
Public safety				
Police	30,940,802	29,575,539	1,365,264	
Fire	14,153,521	14,772,211	(618,690)	
Centralized Dispatch	1,331,179	1,393,065	(61,887)	
Other	2,720,349	2,558,291	162,058	
Health and Welfare	2,164,897	2,204,718	(39,821)	
Public works	9,200,032	8,825,413	374,619	
Education	357,253,467	314,436,436	42,817,032	*Increase in NSS Carryover & CH 70*
Culture and recreation	11,030,597	10,458,680	571,917	
Pension and fringe	92,370,922	84,555,848	7,815,074	*Increase in Pension Payment & Health Insurance.*
State and district assessments	1,856,093	1,904,810	(48,718)	
Debt Service	11,804,506	11,136,131	668,375	
Pay as you go Capital	221,310	604,074	(382,764)	
Trash Enterprise Supplement	8,152,341	8,078,917	73,424	
Total Expenditures and Other Uses	562,754,389	512,127,297	50,627,092	
Totals	$ (45,757,446)	$ (36,581,468)	$ (9,175,978)	

2026

RULES AND ORDERS OF THE SPRINGFIELD CITY COUNCIL

RULES AND ORDERS OF THE CITY COUNCIL 2026

RULE 1 MEETING 1

RULE 2 NOTICE FOR SPECIAL MEETINGS 1

RULE 3 PUBLIC SPEAK OUTS… 2

RULE 4 QUORUMS… 2

RULE 5 ORDERS OF BUSINESS 3

RULE 6 RECEIVING, REFERRAL AND SCHEDULING BUSINESS 3

RULE 7 INFORMAL PUBLIC HEARINGS 4

RULE 7A FORMAL PUBLIC HEARINGS 4

RULE 8 ELECTIONS OF PRESIDENT AND VICE PRESEIDENT… 5

RULE 9 DUTIES OF PRESIDING OFFICER… 5

A. CHAIRING MEETINGS 5

B. CHAMBER DECORUM AND CHALLENGING PRESIDING OFFICER… 5

C. PRESIDENT'S RIGHT TO DEBATE 6

D. VOTE DOUBTFUL 6

E. CALLING RECESS 6

F. REMOVAL OF PERSONS FOR DISTRUPTION OF PROCEEDINGS 6

RULE 10 RIGHTS AND DUTIES OF MEMBERS 7

A. MEMBERS' RIGHT TO SPEAK… 7

B. SPEAKING ON ONE ISSUE 7

C. RESPECT FOR OTHE COUNCILORS, APPONTED AND ELECTED OFFICIALS, THE PUBLIC… 7

D. INTERRUPTING SPEAKER… 7

E. PRIORITY OF SPEAKERS 7

F. RESPONSIBILITY TO VOTE 7

RULE 11 SEATING OF COUNCILORS 8

RULE 12 FILING DEADLINES… 8

RULE 12A BOND ORDERS… 8

RULE 13 COUNCIL AGENDA AND BULLETIN 8

RULE 14 PRESENTING BUSINESS 9

RULES AND ORDERS OF THE CITY COUNCIL 2026

RULE 15 FORM OF REPORTS… 9
RULE 16 DEFINITIONS: ORDERS AND RESOLVES 9
RULE 16A SPECIAL ACTS – HOME RULE LEGISLATION 9
RULE 17 REFERRAL TO COMMITTEES 9
RULE 18 RECALL OF COMMITTEE REFERRALS 10
RULE 19 MATTERS REQUIRING TWO READINGS FOR PASSAGE… 10
RULE 20 FINANCIAL MATTER REQUIRING REFERRAL 10
RULE 21 ORDERS OF LAND TAKING… 11
RULE 22 ENACTMENTS OF ORDINANCES-PROCEDURES… 11
A. PRELIMINARY STEPS… 11
B. FINAL PASSAGE 12
C. PASSAGE IN ONE SESSION 12
D. EFFECTIVE DATE 12
E. PASSAGE IN AN EMERGENCY… 12
RULE 23 ZONE CHANGE – SPECIAL PERMIT LIMITATION 12
RULE 24 ZONE CHANGE TIME LIMITATION 13
RULE 25 SPECIAL PERMITS… 13
RULE 26 GASOLINE STORAGE PERMITS… 14
RULE 27 MAKING A MOTION 14
RULE 28 ORDERS OF MOTIONS… 14
RULE 29 DIVISIONS OF MOTIONS… 14
RULE 30 MOTION TO RECESS LIMITATION 14
RULE 31 MOVE THE QUESTION 15
RULE 32 IRRELEVANT AMENDMENT… 15
RULE 33 RECONSIDERATION 15
RULE 34 PROHIBITIONS AGAINST RECONSIDERATION 15
RULE 35 VOTE RQUIRED FOR PASSAGE… 16
RULE 36 ROLL CALL VOTE 16
RULE 37 SUSPENSION OF RULES 16

RULES AND ORDERS OF THE CITY COUNCIL 2026

RULE 38 SUPPLEMENTARY RULES… 16
RULE 39 STANDING COMMITTEES… 16

1. GENERAL GOVERNMENT COMMITTEE 17
2. HEALTH AND HUMAN SERVICE COMMITTEE 18
3. FINACNE COMMITTEE… 18
4. MAINTENANCE AND DEVELOPMENT COMMITTEE 19
5. PLANNING AND ECONOMIC DEVELOPMENT COMMITTEE 19
6. PUBLIC SAFETY COMMITTEE… 20
7. INTER-GOVERNMENT/STATE & FEDERAL RELATIONS COMMITTEE… 21
8. SUSTAINABILITY AND ENVIORNMENT COMMITTEE 21
9. CIVIL RIGHTS 22
10. SPRINGFIELD WOMEN'S COMMITTEE… 22

RULE 41 COMMITTEE OF THE WHOLE 22
RULE 42 DUTIES OF COMMITTEES… 22
RULE 43 MEETINGS OF COMMITTEES… 23
RULE 44 QUORUM OF COMMITTEE 23
RULE 45 COMMITTEE CHAIRPERSON 23
RULE 46 COMMITTEE REPORTS… 23
RULE 47 WRITTEN REPORT REQUIRED 24
RULE 48 COMMITTEE MEETING DURING COUNCIL SESSIONS… 24
RULE 50 COUNCIL CHAMBERS – LIMITATION OF ADMITTANCE 24
RULE 51 RESPONSIBILITIES OF CITY CLERK AT MEETING… 24

A. ATTENDANCE AND RECORD KEEPING 24
B. CITY CLERK RESPONSIBILITIES… 25
C. OTHER RESPONSIBILITIES. 25

RULE 52 REQUESTS FOR OPINIONS… 25
RULE 53 SPECIAL COMMITTEES 25

A. OTHER SPECIAL COMMITTEES… 25

B. DISCHARGE OF SPECIAL COMMITTEES 25

RULE 54 MEETING TIMES 26

RULES AND ORDERS OF THE CITY COUNCIL 2026

RULE 1 **MEETING**

Regular meetings of the Council shall be held on the first and third Mondays of each month at 7:00 p.m. unless otherwise ordered from time to time by the City Council President. An Law Department Attorney shall be present at all Council meetings. In the event a legal holiday falls on a scheduled meeting night, the meeting shall be held on the following Tuesday at the scheduled time and if a scheduled meeting falls on the evening before a state or city primary election, the meeting will then be held on the following Monday at the regularly scheduled time. Only one (1) meeting shall be held during the month of July and August, namely on the third Monday of each said month. Meetings shall be held in the Council Chambers. Additional meetings may be held from time to time for the purpose of conducting public hearings and acting upon orders amending Rules of the Road only. (R. 0. 1986 Sec. 202.020). Proclamations of a non-public policy nature shall be offered by the City Council, meeting as the Committee of the Whole, in special session scheduled at 6:00 P.M. on City Council Hearings nights unless otherwise determined by the Council President, and such proclamations shall be introduced in accordance with existing rules of the City Council. Notice of all regular meetings shall be made by first class mail or e-mail or other electronic means at least seventy-two (72) hours before the meeting if allowed by law or regulation.

Unless the City Council shall vote to go into executive session, all meetings of the City Council, and of any Committee thereof, shall be open to the public and members of the press with opportunity for the public to be heard.

RULE 2 **NOTICE FOR SPECIAL MEETINGS**

The Mayor, and in a like manner, the President of the Council may at any time call a special meeting of the Council by causing a written notice of such meeting, specifying the subject which he/she desires to have considered, to be left at the usual place of residence of each Councilor, given to him/her in hand, or emailed electronically at least seventy-two (72) hours before the time appointed for the meeting and no business other than that specified in said notice and on file in the office of the City Clerk shall be transacted at such meeting. On written petition of any seven (7) members of the Council, the President shall call a special meeting of the Council to act upon any matter set forth in the petition and on file in the office

of the City Clerk. Notice of the special meeting shall be made by first class mail or e-mail or other electronic means at least seventy-two (72) hours before the meeting, if allowed by law or regulations. Certification of the proper notification of all such special meetings shall be made to the City Clerk in a manner determined by him/her in accordance with the rules of the City Council and law

RULE 3 **PUBLIC SPEAK-OUTS**

A Public Speak-Out time shall be scheduled 30 minutes prior to all regularly scheduled meetings of the City Council. Public Speak-Out shall be cancelled in the event a Special Meeting is called by the Mayor or City Council President. Interested speakers shall give their name, address and the subject upon which they wish to speak before the start of the City Council meeting on a form provided by the City Council staff. Only matters relating to the affairs of the City of Springfield shall be addressed. No subject shall be addressed upon which a public hearing has been set in accordance with law or by vote of the council nor shall the council be addressed upon any subject which has had a public hearing in accordance with law or by vote of the council and is awaiting final disposition. There shall be a three (3) minute time limit for each individual speaker per meeting. All members of the City Council shall attend public speak out.

RULE 4 **QUORUMS**

A quorum of the City Council shall consist of a majority of all of the members of the City Council, a quorum; (seven (7) councilors) shall proceed to business. In the absence of the President, the Vice President shall call the Council to order and serve as President for the meeting, and in the absence of both, a temporary President pro-tempore shall serve who is senior in length of service, or if more than one have so served, then the member who is most senior both in age and length of service shall serve during the absence of both the President and the Vice President. If, at the time any meeting is called to order, a quorum is not present and if, after a recess of not more than thirty (30) minutes, a quorum is still not present, the President shall declare the meeting adjourned.

RULE 5 **ORDERS OF BUSINESS**

At every Council meeting, unless otherwise determined by the majority of the members present, the order of business shall be as follows:

1. Roll Call of Members
2. Moment of Silence
3. Pledge of Allegiance
4. Unfinished business of previous meetings
5. Communications from His/Her Honor, the Mayor
6. Reports of Committees
7. Rules of the Road
8. Grants
9. Orders
10. Special Permits
11. Zone Changes
12. Ordinances
13. Resolutions

RULE 6 **RECEIVING REFERRAL AND SCHEDULING BUSINESS**

The City Clerk shall refer to the appropriate Department, Board, Commission or City Council Committee all petitions such as zone changes, street light petitions, annuities, street, drain, sewer petitions, or other similar matters or communications. All matters shall be referred within ten (10) working days of their receipt by the City Clerk or in accordance with law. The City Clerk shall compile a list of all matters and the dates referred and shall make said list available for review by any interested party. The City Clerk shall also receive reports and set dates for public hearings on Special Permits, Gasoline, Zone Changes, Pole and Wire petitions or on any other matters requiring a legal hearing. These matters shall be set for hearings on the next scheduled hearing date, provided that proper referrals have been made, sufficient time for advertising and public notice is available and the

agenda for such hearing date is not, in the opinion of the City Clerk or the President, too lengthy. Matters should thereof be set for hearings in the order that they are received by the City Clerk. Any matter which is not routine may be referred to the Council at the discretion of the City Clerk.

RULE 7 **INFORMAL PUBLIC HEARINGS**

On informal public hearings before the City Council, the proponents will be given twenty (20) minutes for a presentation of their case to the City Council. Questions by members of the City Council shall be made only after each proponent has spoken, unless leave is granted by the President. The opponents to the petition shall be given twenty (20) minutes for a presentation of their opposition. Questions by members of the City Council shall be made only after each opponent has spoken, unless leave is granted by the President. After the proponents and opponents have completed their arguments, each side will be allowed five (5) minutes in rebuttal time in the same order as above. Notwithstanding the foregoing limitations on time, any person may have the right to be recorded as for or against the subject to be heard. After the close of all hearings no further evidence, oral or written, may be presented to the City Council on the issue before the Council.

RULE 7A **FORMAL PUBLIC HEARINGS**

Formal public hearings may be requested for matters of public interest or of legislative requirement. Formal public hearings shall not be held during regular business meetings of the City Council except in an emergency. The City Council shall refer such requests to a committee of the City Council. If the City Council deems it advisable, it may direct that the hearing be televised.

The time devoted to formal public hearings shall not be more than two (2) hours at any one sitting. Any hearing not completed within the specified time may be continued to another meeting. Any individual appearing before the City Council at a public hearing and claiming to represent another as agent or otherwise in the matter of being heard shall file with the City Council a written authorization signed by the individual, organization or corporation whose interests such individual represents.

There shall be a five (5) minute time limit for each speaker to express her or his views on the matter being heard by the City Council. Speakers will be required to address themselves solely to the issue, which is before the City Council for discussion and shall not engage in personal or rude remarks.

In all hearings before the City Council, the case of the petitioner shall be submitted first, except in matters affecting acceptance of highways or taking by right of eminent domain.

In any hearing where findings are required to be made by statute or ordinance, the petitioner shall submit proposed findings with the staff of the Planning Department and Law Department for review at least one (1) week prior to the hearing.

RULE 8 ELECTIONS OF PRESIDENT AND VICE PRESIDENT

A. Annually at its first meeting, the City Council shall elect a President from its own members who shall preside at all meetings of the City Council and perform such other duties as are prescribed in Chapter 43 of the General Laws and any acts in amendment thereof or supplementary thereto. The City Council shall in like manner elect a Vice President. (G. L. C. 43, Sec. 50)

RULE 9 DUTIES OF PRESIDING OFFICER

The duties of the presiding officer are as follows:

A. CHAIRING MEETINGS

The presiding officer of the Council shall take the chair at the hour to which the Council has adjourned and call the members to order and shall forthwith cause the roll to be called and the names of the absentees recorded. In the absence of the President, the Vice President of the City Council assume the powers of the President and, in the absence of both, a temporary President pro-tempore shall serve who is senior in length of service, or if more than one have so served, then the member who is most senior both in age and length of service shall serve during the absence of both the President and the Vice President.

B. CHAMBER DECORUM AND CHALLENGING PRESIDING OFFICER

The President shall preserve order and decorum, may speak to points of order in preference to other members, and shall decide all such questions subject to an appeal to the Council, by any motion regularly seconded, and no other business shall be in order until the question on the appeal shall have been decided. The vote shall be by roll call and shall be decided in the affirmative unless two thirds of the Council votes are to the contrary.

C. PRESIDENT'S RIGHT TO DEBATE

The President must step down from the chair to speak on matters that the Council is voting on. The President may call the Vice President to the chair, and in the absence of Vice President, may call a temporary President pro-tempore who shall be the senior in length of service, or if more than one have so served, then the member who is most senior both in age and length of service to the chair for a period of time not extending beyond an adjournment and, when out of the chair, the President may participate in any debate and shall not resume the chair while the same question is pending. He/she states facts and gives his/her opinions on questions of order and may question persons participating in public hearings without permission of the chair.

D. VOTE DOUBTFUL

The President shall decide all votes, but if any Councilor doubts the vote, the President, without further debate, shall call for a vote of the Council, which shall be taken by a roll call. The President shall then announce the result, but no decision shall be declared unless a quorum of the Council shall have voted.

E. CALLING RECESS

The President may, at any time, during debate or otherwise, declare a recess for not more than ten (10) minutes and such action shall not be subject to appeal nor shall any motions apply thereto.

F. REMOVAL OF PERSONS FOR DISRUPTION OF PROCEEINGS

Pursuant to Mass. Gen. Law Chapter 30A, sec. 20(g), no person shall address a meeting of a public body without permission of the chair, and all persons shall, at the request of the chair, be silent. No person shall disrupt the proceedings of a meeting of a public body. If, after clear warning from the chair, a person continues to disrupt the proceedings, the chair may order the person to withdraw from the meeting and if the person does not withdraw, the chair may authorize a constable or other officer to remove the person from the meeting.

RULE 10 **RIGHTS AND DUTIES OF MEMBERS**

Each member has the following rights and duties to preserve order and decorum:

A. MEMBERS' RIGHT TO SPEAK

Every member, when about to speak, shall rise and respectively address the chair, confining himself/herself to the question under debate, avoid personalities and sit down when he/she is finished. No member shall speak out of his/her place without leave of the President, nor shall any member be interrupted by another while speaking except by a call to order for an explanation.

B. SPEAKING ON ONE ISSUE

No member shall speak more than two (2) times on the same question or more than once until others choosing to speak shall have spoken, or more than five (5) minutes at each time, without obtaining leave of the President.

C. RESPECT FOR OTHER COUNCILORS, APPOINTED AND ELECTED OFFICIALS, THE PUBLIC

Any individual or member who may be mentioned in debate or addressed by a Councilor, shall be so mentioned or addressed by his/her title and/or name and in an intelligible and respectful manner.

D. INTERRUPTING SPEAKER

While the presiding officer or any other member is speaking, no one shall stand up or pass unnecessarily before the person speaking.

E. PRIORITY OF SPEAKERS

When two or more members rise and address the chair at the same time, the presiding officer shall name the member who is entitled to the floor.

F. RESPONSIBILITY TO VOTE

Every member who shall be in the Council Chamber or participating remotely when a question shall be put, shall give his/her vote, unless a member wishes to be recorded as abstaining, or shall vote "present" if prohibited from participating in a vote by law due to a prior absence. Any councilor who is attending the meeting in-person and is not within the rail in the City Council Chambers during a vote, or a councilor participating remotely who does not respond when called upon to vote, shall be marked absent from said vote.

RULE 11 **SEATING OF COUNCILORS**

The seats of the City Council shall be numbered and determined by lot annually and no member shall change his/her seat except by permission of the President.

RULE 12 **FILING DEADLINES**

No new Order or Ordinance shall be proposed nor shall any new business be transacted at a regular meeting of the City Council unless a written copy of such proposed Order, Ordinance, or new business is filed in proper form and in order in the office of the City Clerk not later than twelve o'clock noon of the Wednesday preceding such regular meeting of the City Council.

RULE 12A **BOND ORDERS**

No bond order authorizing the City Treasurer to borrow for any amount or purpose shall be filed with the City Clerk unless accompanied by exhibit(s) detailing said expenditure or unless the same information is apparent on the face of the order.

RULE 13 **COUNCIL AGENDA AND BULLETIN**

The City Clerk shall compile a bulletin of all proposed Orders and Ordinances and other new business and an agenda of the then unfinished business before the City Council and shall cause a copy of the same to be delivered to each member of the City Council no later than the Thursday preceding such regular meeting of the City Council.

In compiling said bulletin or agenda of all proposed Orders, Ordinances, Resolves and any other business, the City Clerk shall include the name of the members proposing the same. Orders, Resolves and Ordinances shall be sponsored only by the Mayor or by a member of the City Council.

RULE 14 **PRESENTING BUSINESS**

All Communications, Reports, Petitions, Memorials, Grievances, Orders, Ordinances and Proclamations addressed to the Council shall be filed with the City Clerk and presented by the President or by a member in his/her place who may explain the subject thereof if appearing on the Council agenda. Upon the approval of the sponsor, corrections or changes which do not compromise the spirit or intent of resolves and orders may be filed with the City Clerk at any time prior to the presentation of the matter to the Mayor for approval and signature.

RULE 15 **FORM OF REPORTS**

All reports and other papers submitted to the City Council shall be submitted in written form or filed by e-mail, fax, PDF or other electronic means, properly endorsed, and the Clerk shall make copies of any papers to be reported by Committees at the request of the respective chairperson thereof.

RULE 16 **DEFINITIONS: ORDERS AND RESOLVES**

In all votes of the City Council which express anything by way of command, the form of expressing shall be "Ordered", and whenever the City Council expresses opinions, principles, facts or purposes, the form of expression shall be "Resolved".

RULE 16A **SPECIAL ACTS HOME RULE LEGISLATION**

Any special home rule legislation order shall, upon its filing with the City Clerk, be referred to the appropriate Board, Commission or Department for an opinion and recommendation to be filed with the Clerk within ten (10) calendar days. Upon receipt of such opinion, recommendation or report the special home rule legislation shall be placed on the next regular agenda of the City Council.

RULE 17 **REFERRAL TO COMMITTEES**

When a matter properly before the Council relates to a subject which may properly be examined and reported upon by an existing committee of the City Council, such matter shall, upon motion and a majority vote of the City Council be referred to such Committee. When a motion is made to refer a matter and different committee is proposed, the motion shall be put in the following order:

1. To a standing committee of the Council.
2. To a special committee of the Council.

RULE 18 **RECALL OF COMMITTEE REFERRALS**

If, within fifteen (15) days, a matter referred to a Committee, other than a committee of all the members is not reported upon, it may be recalled by a majority vote of all the members of that Committee.

If, after fifteen (15) days, a matter referred to a Committee is not reported upon, it may be recalled by a standing vote of five (5) members of the Council.

If, after thirty (30) days, a matter referred to a Committee is not reported upon, any member may recall such matter from the Committee.

If, after one hundred twenty (120) days, a matter referred to committee is not reported upon or action taken on the matter it shall be deemed dead and a new request must be refiled to appear before the Council.

A matter referred to committee may not be refiled unless it has been recalled and acted upon unfavorably or otherwise considered to have died in committee in accordance with this rule.

RULE 19 MATTERS REQUIRING TWO READINGS FOR PASSAGE

[Reserved].

RULE 20 FINANCIAL MATTER REQUIRING REFERRAL

All Orders, Resolutions, and Ordinances authorizing the expenditure or payment of money or instituting programs that may require the expenditure of funds, or accepting permissive legislation passed by the General Court which shall involve the expenditure or payment of money shall be first referred to the City Comptroller for his/her cost analysis and opinion, if such is not apparent on the face of the Order, etc. In all cases the City Comptroller shall make a report back to the Council before said order is finally passed. Once Rule 20 is invoked debate is ended. No explanation is necessary to invoke Rule 20; however, if the exact extent of the value of the expenditure or payment is clear on the face of the proposal then this rule is inapplicable and the President shall not halt debate upon its invocation.

RULE 21 ORDERS OF LAND TAKING

An Order for a taking of land by the City of Springfield shall not appear on the City Council agenda unless there is prior written approval relative to such Order's form and content received by the City Clerk and signed by the City Solicitor, Deputy or Associate City Solicitor.

RULE 22 ENACTMENTS OF ORDINANCES-PROCEDURES

A. PRELIMINARY STEPS

All Ordinances presented to the City Council shall be referred to the City Solicitor before being introduced for approval as to form, and copies of all such Ordinances shall be furnished to members of the Council at or before the meeting in which they are introduced.

All Ordinances shall be read the first time and upon passage (first step) may be referred to a Committee or heard at the next meeting. If an Ordinance is referred

to a Committee for further study or in some other manner held over for future consideration, then the first step shall not be considered taken unless otherwise voted by the Council.

The Ordinance shall be enrolled by the Clerk and if the Ordinance is found to be correctly enrolled, the question shall be on passing the same to be ordained (second and final step) and it shall be signed by the President and then presented to the Mayor by the Clerk for his/her approval.

Any Ordinances, excepting Zoning Ordinances, before being passed to be ordained, may be referred to the Law Department for a ruling as to its legality upon the motion of any member of the Council.

No Ordinance shall be amended or repealed except by an Ordinance adopted in accordance with this section. For the avoidance of doubt, zone change petitions involving a change to a parcel's zoning district designation, may be passed by the Council through one vote as otherwise outlined herein and in MGL c. 40A. However, any change other change to the zoning ordinance shall require two separate votes as outlined in this rule.

B. FINAL PASSAGE

No Ordinance shall be passed finally on the date on which it is introduced except in cases of special emergency involving the health or safety of the people or their property. (G.L.C. 43, Sec.22)

C. PASSAGE IN ONE SESSION

Any Ordinance, Order, or Resolution may be passed through all of its stages of legislation at one session, providing that no member of the Council objects thereto. But if any member of the Council objects, the measure shall be postponed for that meeting. (G. L. C. 43, Sec. 22)

D. EFFECTIVE DATE

Ordinances shall take effect twenty (20) days from and after the final passage unless otherwise provided, or if emergency preamble is applied. Zoning Ordinances shall take effect upon adoption. (G. L. C. 40A, Sec. 5)

E. PASSAGE IN AN EMERGENCY

No Ordinance shall be regarded as an emergency measure unless it is defined in a preamble thereto separately voted upon and receiving the affirmative vote of two thirds of the members of the City Council. (G. L. C. 43, Sec. 20)

RULE 23 ZONE CHANGE - SPECIAL PERMIT LIMITATION

A. No proposed zoning ordinance which has been unfavorably acted upon by a City Council shall be considered by the City Council within two (2) years after the date of such unfavorable action, unless the adoption of such proposed ordinance or bylaw is recommended in the final report of the Planning Board. (G.L. C. 40A, Sec. 5)

B. A petition to the City Council for a Special Permit for a use permitted within a zoning district, which has been unfavorably and finally acted upon by the City Council, shall not be favorably acted upon by the City Council within two years of the date of final unfavorable action unless the City Council by two-thirds vote makes findings and records in its record of proceedings specific material changes in the condition upon which the previous unfavorable action was based and unless all but one of the members of the Planning Board consents thereto and after notice is given to parties in interest of the time and place of the proceedings when the question of such consent by the Planning Board and City Council will be considered. (G.L.C. 40A, Sec. 16)

RULE 24 ZONE CHANGE TIME LIMITATION

If the Council fails to vote to adopt a proposed Zoning Ordinance within ninety (90) days after the hearing, no action shall be taken thereon until a subsequent hearing is held as provided by law. (G.L. C. 40A, Sec. 5)

RULE 25 SPECIAL PERMITS

The City Council shall act within ninety (90) days following the close of a public hearing. Failure to take final action upon an application for Special Permit within said ninety (90) days shall be deemed a grant of the permit applied therefor.

Special Permits shall require a two-thirds vote of the City Council. (G.L. C. 40A, Sec. 9). The City Clerk shall be empowered to extend the required time limits for a public hearing and City Council action in accordance with G.L. C. 40A, Sec. 9. The City Clerk shall be empowered to provide for the withdrawal of petitions without prejudice subsequent to the publication of the notice of hearing (G.L. C. 40A, Sec. 16). If the City Council fails to act definitively on a Special Permit after sixty (60) days have passed since the close of the public hearing, the City Clerk automatically shall cause the Special Permit petition to appear on the agenda for the next scheduled meeting of the full City Council.

RULE 26 **GASOLINE STORAGE PERMITS**

A petition to the City Council for the right to keep, store, use and sell petroleum and its products shall not be acted upon by the Council if it appears that a petition for the same specific property has already been acted upon unfavorably by said Council until two (2) years have expired from the date of the final action of the Council on the prior petition.

RULE 27 **MAKING A MOTION**

Any Councilor, except the presiding officer, may make or second a motion on any matter under consideration by the City Council. To be considered, the motion must be seconded by a Councilor other than the maker or presiding officer. Every valid motion shall be disposed of by vote of the Council, unless withdrawn by the mover before an amendment or decision.

RULE 28 **ORDER OF MOTIONS**

Motions shall be considered in the order in which they are made unless a subsequent motion is concerned with some motion previous in nature, except that in naming sums and fixing sums, the largest sum and the longest time shall be put first.

RULE 29 **DIVISION OF MOTIONS**

Any member of the Council may call for the division of a motion or question when the sense of the motion or question will admit it.

RULE 30 **MOTION TO RECESS LIMITATION**

At a regular meeting, when a motion to recess has been approved by the Council, duration of said recess shall not extend beyond one (1) hour in length unless the Council by unanimous vote establishes a specific time greater than one (1) hour. Only one recess per topic shall be called for the purpose of information.

RULE 31 **MOVE THE QUESTION**

A City Council member must have the floor to move the question, the previous question shall be in the form of "move the question". If the motion is seconded, it shall be admitted when demanded by two-thirds of the members if a quorum be present, and until it is decided, shall preclude all amendments and debate of the main question, and after the adoption of the previous question, the sense of the Council shall forthwith be taken upon amendments, report by a committee, upon all pending amendments in their order and then upon the main question. A City Council member may not move the question, if said member has spoken on the issue during the turn in which said member motions to move the question.

RULE 32 **IRRELEVANT AMENDMENT**

No motion or proposition of a subject different from that under consideration shall be admitted under color of amendment.

RULE 33 **RECONSIDERATION**

A vote having been taken, it shall be in order for any member to move an immediate reconsideration thereof or to serve notice of reconsideration at the next regular meeting of the Council. Items upon which reconsideration has been moved will appear on the agenda of the next regular meeting under "Unfinished Business" and will be acted upon by the Council at that time if the original maker of that motion has not called for it or unless it has been withdrawn in writing to the City Clerk. When a motion to reconsider has been decided, that disposition shall not be reconsidered, and no question shall be twice reconsidered unless it has been

amended after the consideration. A move to reconsider shall not be in order after a final vote on a Zone Change or Special Permit.

RULE 34 **PROHIBITIONS AGAINST RECONSIDERATION**

Reconsideration shall not be had upon the following motions:

- To adjourn
- To move the question
- To lay on the table (A motion to "Lay on the table" can only be reconsidered when the vote is in the affirmative.)
- To lay on the table until the next regular meeting. To take from the table
- To close debate at a specified time

RULE 35 **VOTE REQUIRED FOR PASSAGE**

The affirmative vote of the majority (seven (7) Councilors) of all the members (thirteen (13) Councilors) of the Council shall be necessary to adopt any motion, resolution, or ordinance, (G.L. C. 43, Sec. 18). Two-thirds vote for zoning amendments and special permits, (G. L. C. 40A, Secs. 5 and 9). Two thirds vote for certain appropriations and transfers orders, (G. L. C. 44, Secs. 7, 8, 33, 33A, 338, and 68 (except for any amount appropriated for the use of any department to another appropriation for the same department- majority vote (G. L. C. 44 Sec. 338); G.L. C. 40, Sec. 58 (stabilization fund) two-thirds vote required. G. L. C. 150E, Section 7 (Collective Bargaining Agreements majority vote). G. L. C. 40, Sec. 14 Appropriation of money by loan or otherwise for the purpose of purchase or taking of land for municipal purpose by two-thirds vote of City Council.

RULE 36 **ROLL CALL VOTE**

A roll call vote shall be taken on any question or motion upon the request of any member of the Council present and once said vote has commenced, it shall not otherwise be interrupted.

RULE 37 **SUSPENSION OF RULES**

No rule or standing order of the Council shall be suspended unless all of the members present consent thereto, nor shall any rule or order be repealed, amended, or added unless by two-thirds roll call vote of the whole Council concurring therein.

RULE 38 **SUPPLEMENTARY RULES**

On all matters of Parliamentary procedure not provided for in these rules, by-law or ordinance, Roberts's Rules and Orders and Manual of Parliamentary Law and Procedures shall govern.

RULE 39 **STANDING COMMITTEES**

Standing Committees shall be appointed by the President each year as follows:

1. General Government 3 members
2. Health and Human Services 3 members
3. Finance 3 members
4. Maintenance and Development 3 members
5. Planning and Economic Development 3 members
6. Public Safety 3 members
7. Inter-Governmental/State & Federal Relations 3 members
8. Sustainability and Environment Committee 3 members
9. Civil Rights 3 members
10. Springfield Women's Committee 3 members

The President shall be an "ex-officio" member of all standing committees. The Vice President shall serve on two (2) standing committees. Members of the Council may attend meetings of any of its committees but shall not vote thereat.

There shall also be a Committee on Ordinance and a Committee on Enrollment, whose sole responsibility shall be proper enactment of all Ordinances. The members of the General Government Committee shall serve on these committees. The following areas shall be the responsibility of the aforementioned Committees:

1. GENERAL GOVERNMENT COMMITTEE

City Clerk	Ordinance Revision
City Council	Elections Commission
Personnel Policy Board	Committee on Enrollment
Committee on Ordinances	License Commission
Retirement Board	Mayor’s Office
South End Community Center	Elections Commission
Law Department	Internal Audit

2. HEALTH AND HUMAN SERVICES COMMITTEE

All matters pertaining to health affairs of the city, elderly, veterans, youth and the disabled.

Elder Affairs	Council on Aging
Human Services	Animal Control
Libraries	Bee Commissioner
Human Relations Commission	Veterans Affairs
Commission on Disability	Health Department
Veteran’s Services	Youth Service Commission
Women Commission	

3. FINANCE COMMITTEE

All matters relating to the financial affairs of the city shall be referred to the Finance Committee. It shall also be the responsibility of the Finance Committee, consistent with and to comply with Chapter 40 Section 56 of the Massachusetts General Laws, to forward a recommendation to the City Council of the percentages of local tax levy property. Finance Committee meetings with the public will begin in October with an overview, orientation and education process presentation by the Board of Assessors Office. The Finance Committee will discuss the budget process and how it impacts the real estate tax rate. Once the City receives certification of property values and new growth there will be a seven (7) day window before the Finance Committee can hold a public tax classification meeting. At least two public hearings will be held, prior to the tax classification meeting, including one in the neighborhood. A financial analyst or an economist (neither of which will be employed by the City) will participate in said Finance Committee public hearings meetings. Information flow to Councilors will be shared with any citizens upon their request. Further, the Finance Committee shall establish a Sub-Committee comprised of, but not limited to, the Chairman of the Finance Committee, a representative of the Springfield Chamber of Commerce, a representative of the recognized neighborhood councils, a financial analyst and/or economist (neither of which will be employed by the City) and the Chairperson of the Board of Assessors (or such designated assessor) for the purpose of assisting in the formulation of said recommendation to the City Council.

CAFO	Department Human Resources
Finance Department	City Collector/Treasurer
Audit Committee	Division of Capitol Asset Construction
Office of Procurement	Pension
City Comptroller	Board of Assessors
Information Technology	CitiStat/311
Labor Relations	Payroll
Tax Title Property	Budget Director

Deferred Compensation	Health Insurance

4. MAINTENANCE AND DEVELOPMENT COMMITTEE

Park Department	Board of Public Works
Public Utilities	Transportation
Park Commission	Capital Planning Committee
Public Works Department	Outdoor Advertising
Facilities Management	Fence Viewer

5. PLANNING AND ECONOMIC DEVELOPMENT

The Committee shall meet with various departments and commissions to review economic opportunities to create jobs and to plan for economic growth of the city. In addition, the Committee shall review existing special permits for compliance with all conditions, review complaints, and hold necessary hearings with the petitioners and make recommendations to the City Council relative to revocation.

Art Commission	Board of Appeals
Building Commission	Building Standards Committee
Community Development	Conservation Commission
Spfld Redevelopment Auth.	Industrial Development Financing
Zoning and Special Permits	Mass Career Development Institute

Lumber Measurer Weights and Measures

6. PUBLIC SAFETY COMMITTEE

City Physician	Emergency Preparedness
Constables	Police Commissioner
Police Department	Building Department

Inspectional Services	Gypsy Moth Superintendent
Economic Development	Employment-Manpower
Historical Commission	Housing Appeal Board
Wire Inspector	Riverfront Commission
Housing Commission	Special Permit Review
Planning Board	Planning Department
Fire Commissioner	Fire Department
Health Department	Petroleum Storage Petitions
Centralized Dispatch	Fence Viewer
Office of Housing	Fore394st Warden

Hamden County Employment & Training Consortium

7. INTER-GOVERNMENT / STATE & FEDERAL RELATIONS COMMITTEE

The Committee shall report on enacted state and federal legislation and its impact on the city; appraise pending state and federal legislation and make recommendations for approval/disapproval to the Mayor and the Council; track Home Rule legislation; review state and federal revenue sources to determine appropriations to the city; establish a greater presence with the Massachusetts Municipal Association, General Court and other state organizations and Federal delegation to enhance city lobbying efforts at the state and federal levels.

The Committee shall act as a conduit for information and an active sponsor of programs in addressing issues within city government between and amongst employees and citizens. The Committee will suggest appropriate legal and social guidelines for a mediation process and will help to define problems and direction in assisting individuals and organizations so that all citizens of the city will be part of the understanding process, the Committee will work in conjunction with Boards and Commissions of the Mayor.

School Committee	Department Water & Sewer Commission
State Relations	Civil Rights & Race Relations
School Building Commission	Parking Authority
Federal Relations	Spfld Housing Authority

8. SUSTAINABILITY AND ENVIORNMENT COMMITTEE

In recognition of the impact that climate change is having and will have on our environment, economy, and public health the City Council hereby establishes the Sub-Committee on Sustainability and Environment.

The Committee shall meet regularly with all relevant city departments to discuss environmental and sustainability initiatives in the City, and will meet to examine and explore technology and innovations regarding energy efficiency, reduction, and reducing pollutants in our air and water to benefit the wellbeing, quality of life, and future of the city's residents and economic vitality of our City's businesses.

The Committee shall also hold meetings to oversee the implementation and goals of the City's Climate Action and Resiliency Plan.

9. CIVIL RIGHTS

10. SPRINGFIELD WOMEN'S COMMITTEE

This standing committee was established in recognition that the underrepresentation of women at any level of decision-making results in a democratic deficit. The Springfield Women's Committee, will provide members with a platform to educate the public on legislation that impacts women, participate in forums that promote women participation in governance and celebrate the accomplishments of residents. The Committee will also partner with local commissions and boards that deal with women's issues to further connect residents with resources and programs that offer assistance in a myriad of areas.

RULE 41 **COMMITTEE OF THE WHOLE**

There shall be a Committee of the Whole consisting of all members of the City Council and chaired by the President. The committee shall meet at the call of

the President, and upon the written petition of any seven (7) members of the council. The committee shall meet at least twice a year with the city's federal and state legislative delegations.

RULE 42 **DUTIES OF COMMITTEES**

Each standing committee of the City Council will have the following duties in regard to each of the departments within its purview:

1. The exercise of financial overview before expenditure through committee input during the several stages of budget formulation, budget approval, and financial transfers.

2. The review and evaluation of administrative procedures and policies as carried out by department policies and program.

3. The review of substantive legislation as carried out by department policies and program.

4. The mandatory review of the Mayor's annual departmental budget recommendations prior to budget approval.

RULE 43 **MEETINGS OF COMMITTEES**

Only the chairperson of each committee may call special meetings in order to deal with matters referred to it by the City Council. Copies of the agenda and committee reports shall be given to the Clerk for distribution to the City Council. Committees shall schedule evening meetings, when possible, in the appropriate neighborhood relative to zone changes, special permits or other issues of a particular neighborhood concern which have been formally referred. Each committee shall meet once a month during the legislative year. The President of the City Council may remove any chairman from his or her post for failure to meet regularly on issues in either standing or special committees of the City Council.

RULE 44 **QUORUM OF COMMITTEE**

A quorum of a City Council committee shall consist of two (2) members of that committee.

RULE 45 **COMMITTEE CHAIRPERSON**

The President shall be ex-officio chairperson of any committee of which he/she is a member, with the right to vote and on all other committees the Councilor first named shall be chairperson, and in the case of his/her resignation or inability to serve, the President shall designate a new chairperson.

RULE 46 **COMMITTEE REPORTS**

No committee shall act by separate consultation and no reports, except minority reports, shall be received unless they shall have been agreed to in committee actually assembled.

City Council action on all committee reports shall be to receive such and shall have no bearing on the content or recommendation of the report. A separate vote or motion shall be entertained on the item being reported on.

RULE 47 **WRITTEN REPORT REQUIRED**

It shall be the duty of every committee of the City Council and every board, commission, committee and department head of the city, to whom any subject may be specially referred, to report in writing within four (4) weeks or unless otherwise specified in the City Council Rules and Orders, or unless further time is granted by the Council. A written report may be waived by a majority of the Council sitting.

RULE 48 **COMMITTEE MEETING DURING COUNCIL SESSIONS**

No Committee shall sit during a meeting of the Council without special leave, except the committees on Ordinance and Enrollment.

RULE 49 **APPOINTMENTS CONFIRMATION PROCEDURES**

All City officers, boards and commissions over which the City Council has the power of appointment or confirmation, shall first be referred by the City Clerk to their appropriate committees for study, after which said appointments shall then

be presented to the City Council within thirty- (30) days of its submission for confirmation by a roll call vote. The City Clerk may refer all re-appointments directly to the City Council for confirmation by a roll call vote.

RULE 50 **COUNCIL CHAMBERS - LIMITATION OF ADMITTANCE**

No person shall be admitted within the rail in the City Council Chambers during any meeting of the City Council, except upon permission of the President.

RULE 51 **RESPONSIBILITIES OF CITY CLERK AT MEETING**

A. ATTENDANCE AND RECORD KEEPING

The City Clerk shall act as Clerk of the City Council and attend all meetings of the Council, and keep a full and accurate journal of the proceedings of the Council meetings and such record shall be open to inspection, subject to General Law. He/she shall also record the names of members present and absent and shall have the care and custody of all records, documents, maps, plans and papers of the Council. When a yes or no vote is taken, the clerk shall call the names of all the members in seat order excepting that of the presiding officer, which shall be called last.

B. CITY CLERK RESPONSIBILITIES WITH COMMITTEES

The Clerk shall notify in writing the chairperson of each committee of the Council of the appointment of such committee.

C. OTHER RESPONSIBILITIES

The Clerk shall perform all other responsibilities set forth by statute and in these rules.

RULE 52 **REQUESTS FOR OPINIONS**

When seven (7) members of the City Council or a majority of a Committee of the City Council requests an opinion or response from the Law Department in writing, the Law Department shall respond to such request in writing within thirty (30) days.

When five members of the City Council or a majority of a Committee of the City Council requests an opinion or response from the Finance Department in writing, the Finance Department shall respond to such request in writing within seven (7) days.

RULE 53 **SPECIAL COMMITTEES**

A. OTHER SPECIAL COMMITTEES

The President may appoint other special committees for specific purposes and with time limitations as to their existence, as from time to time he/she deems necessary.

B. DISCHARGE OF SPECIAL COMMITIEES

The President shall discharge all special committees upon completion of their assignment or the filing of a final report.

RULE 54 **MEETING TIMES**

No meeting of the City Council shall go beyond IOPM EST unless all members present agree unanimously. If any member present objects to going beyond 10PM EST, all remaining items shall be continued until the next regularly scheduled City Council meeting.

ORDER ESTABLISHING A PILOT FOR PUBLIC SPEAK-OUT DURING REGULAR CITY COUNCIL MEETINGS

ORDERED, that the Springfield City Council hereby establishes a **pilot procedure** permitting **Public Speak-Out to occur during regular City Council meetings on non-hearing nights**, subject to the following conditions:

1. **Applicability**
   This pilot shall apply **only to regular City Council meetings that are not designated as hearing nights**. Public Speak-Out shall not occur on nights when public hearings are scheduled.
2. **Agenda Placement**
   Public Speak-Out shall occur **after Roll Call, Moment of Silence, and the Pledge of Allegiance**, and **before reports, orders, ordinances, and other legislative business**.
3. **Speaker Limits**
   Public Speak-Out shall be limited to **eight (8) speakers per meeting**, with a **three (3) minute time limit per speaker**.
4. **Scope of Remarks**
   Speakers shall address only matters relating to the **affairs of the City of Springfield** and shall not address:
   - Matters scheduled for a public hearing; or
   - Matters that have already been the subject of a public hearing and are awaiting final disposition.
5. **Sign-Up Procedure**
   Speaker sign-ups shall be **first-come, first-served**, administered by the **City Clerk or City Council staff**, with a clearly established cutoff time.
6. **Council Response**
   Public Speak-Out shall not constitute a public hearing. Members of the City Council shall **not engage in debate or responses** during Public Speak-Out.
7. **Decorum and Enforcement**
   All speakers shall comply with the City Council Rules and Orders. The **Council President** shall retain full authority to enforce time limits and maintain order.
8. **Pilot Period**
   This pilot shall remain in effect for **ninety (90) days** from adoption. At the conclusion of the pilot, the City Council shall evaluate its effectiveness and determine next steps.
9. **No Permanent Rule Change**
   This Order establishes a pilot only and shall not permanently amend the City Council Rules and Orders absent further action.

ORDERED, that the City Clerk shall post notice of this pilot and implement all administrative steps necessary for execution.

ORDER FOR THE LOCATION OF CLASS 1 POLE

WHEREAS The Board of Public Works, to which was referred the petition of Parker Street of Everesource Electric Company dated October 2, 2025, to install (1) 45' pole at the intersection of Parker Street and Fair Oak Rd.

WHEREAS, said petition Parker Street, was referred to the Board of Public Works on October 30, 2025; and

WHEREAS, On October 30, 2025, a Notice of a Public Hearing on Parker Street to be held on November 19, 2025, was sent by mail, to all property owners abutting an affected road, various Departments, Utility Companies, etc before the day of the hearing and posted on two public bulletin board a copy of which is attached a hearing of the Board of Public Works was held as scheduled on-site with the petitioner and interested parties.

WHEREAS, on November 19, 2025, the Board of Public Works reported thereon that, after careful consideration of the petition, Parker Street to install (1) 45' Class I to be located approximately 57FT away from the existing pole 1209/171 and placed in line with existing poles. This pole will be used to re-feed the primary cable to Fair Oak Rd. in Springfield MA. All are shown on a plan attached entitled:

EVERSOURCE, Parker Street

Consisting of one (1) sheet, which plan is incorporated herein by reference and is on file in the office of the Engineering Division of the Department of Public Works, Springfield, Massachusetts.

WHEREAS, the petition for Parker Street came before the City Council for a Public Hearing on this date,

NOW, THEREFORE, BE IT ORDERED:

1. That due care for public safety is exercised during construction, including but not limited to the use of a police officer(s) for traffic control if necessary.

2. That said, construction would not unnecessarily interfere with the movement of vehicular or pedestrian traffic in the area.

3. That care be taken during said construction not to damage any underground services.

4. That the construction site be returned to the same condition as found or better.

`

5. Said company shall indemnify and save harmless against all damages, costs, and expenses whatsoever to which the City may be subjected in consequence of the acts or neglect of said Company, its agents or servants, or in any manner arising from the rights and privileges granted it by the City.

6. In addition, said company shall, before a public way is disturbed for the laying of its wire or conduit, execute its bond in the penal sum of Ten Thousand Dollars ($10,000) conditioned for the faithful performance of its duties under this permit.

7. Said company shall comply with the requirements of existing Ordinances and orders and comply with any changes in Ordinances and orders as may hereafter be adopted by the Mayor and Council governing the construction and maintenance of buried cable, conduits, and wires.

8. Any sidewalks that are damaged or removed will be replaced in kind and in accordance with the City of Springfield's Standard Specifications.

9. Ramps for the handicapped will be provided if and where required by law and in conformance with the Rules and Regulations of the Massachusetts Architectural Barrier Board.

10. Any curbing that is disturbed during construction will be reset to the established street grade using proper construction procedures.

11. That all proposed silo, manhole, and hexhole covers will conform to and be compatible with the established street, tree belt, or sidewalk grades with suitable non-skid covers when in the sidewalk area.

12. The Springfield Water and Sewer Commission be notified before construction begins. All installations of adjacent utilities must be a minimum of 4 feet from the existing water and/or sewer main, edge to edge of pipe.

13. That asphalt trench restoration be done in accordance with the City of Springfield DPW requirements.

14. That all conditions outlined in the respective order are complied with.

CITY OF SPRINGFIELD, MASSACHUSETTS

Date: November 19, 2025

TO THE MAYOR AND CITY COUNCIL OF THE CITY OF SPRINGFIELD:

The Board of Public Works, to which was referred the petition Parker Street of Eversource Electric Company dated October 2, 2025, to install (1) 45' Class I pole to be located approximately 57FT away from the existing pole 1209/171 and placed in line with existing poles; all as substantially shown on a plan attached, referred to Parker Street, which is incorporated herein by reference, and to lay and maintain underground laterals, cables, and wires in the above or intersecting public ways for distributing purposes, reports thereon as follows:

By virtue of Chapter 708 of the Acts of 1977, the Board of Public Works held the hearing on the above matter, provided for in Section 22 of Chapter 166 of the General Laws. The hearing was held on November 19, 2025, at 3:30 P.M. at the corner of Fair Oak Rd. in Springfield, MA. Two (2) members of the Board and one (1) persons interested in the matter were present. Of the latter, one (1) voted in favor and no one (0) voted against.

The Board considers the request necessary to re-feed the primary cable to Fair Oak Rd. in Springfield MA. After careful consideration, the Board recommends the petition be granted, provided:

That due care for public safety is exercised during construction, including but not limited to the use of a police officer(s) for traffic control if necessary.

That said, construction would not unnecessarily interfere with the movement of vehicular or pedestrian traffic in the area.

That care be taken during said construction not to damage any underground services.

That the construction site be returned to the same condition as found or better.

Said company shall indemnify and save harmless against all damages, costs, and expenses whatsoever to which the City may be subjected in consequence of the acts or neglect of said Company, its agents or servants, or in any manner arising from the rights and privileges granted it by the City.

In addition, said company shall, before a public way is disturbed for the laying of its wire or conduit, execute its bond in the penal sum of Ten Thousand Dollars ($10,000) conditioned for the faithful performance of its duties under this permit.

Said company shall comply with the requirements of existing Ordinances and orders and comply with any changes in Ordinances and orders as may hereafter be adopted by the Mayor

and Council governing the construction and maintenance of buried cable, conduits, and wires.

Any sidewalks that are damaged or removed will be replaced in kind and accordance with the City of Springfield's Standard Specifications.

Ramps for the handicapped will be provided if and where required by law and in conformance with the Rules and Regulations of the Massachusetts Architectural Barrier Board.

Any curbing that is disturbed during construction will be reset to the established street grade using proper construction procedures.

That due care be exercised not to unnecessarily damage any public shade trees located within the construction area.

The Springfield Water and Sewer Commission be notified before construction begins. All installations of adjacent utilities must be a minimum of 4 feet from the existing water and/or sewer main, edge to edge of pipe.

That all conditions set forth in the respective order are complied with.



BOARD OF PUBLIC WORKS



LEGEND

- PROPOSED JOINT POLE
- PROPOSED EVERSOURCE POLE
- EXISTING JOINT POLE
- EXISTING EVERSOURCE POLE
- EXISTING EVERSOURCE POLE TO BE JOINT
- EXISTING FOREIGN POLE TO BE JOINT
- PROPOSED PAD MOUNT TRANSFORMER
- EXISTING PAD MOUNT TRANSFORMER
- M EXISTING MANHOLE
- UG EXISTING CONDUIT
- UG PROPOSED CONDUIT
- HH PROPOSED HANDHOLE
- HH EXISTING HANDHOLE
- ANCHOR
- S PROPOSED SILO
- EXISTING SILO
- PROPOSED HEXHOLE

PROPRIETARY INFORMATION:
THE INFORMATION ON THIS MAP SHALL BE CONSIDERED PROPRIETARY TO EVERSOURCE AND THE USER (WHICH SHALL BE DEFINED AS ANY PERSON OR ENTITY WHO HAS RECEIVED THE MAP THROUGH SALE, PURCHASE, EXCHANGE, GIFT OR OTHERWISE) SHALL KEEP IT IN CONFIDENCE AND SHALL NOT FURNISH OR DISCLOSE IT TO ANY THIRD PARTY WITHOUT PRIOR WRITTEN PERMISSION OF EVERSOURCE UTILITIES.

EVERSOURCE ENERGY

PURPOSE AND DESRIPTION:

EVERSOURCE IS REQUESTING PERMISSION TO INSTALL (1) 45' CLI JOINT OWNED POLE. THE POLE IS TO BE LOCATED APPROXIMATELY 57FT FROM EXISTING POLE 1209/171 AND PLACED IN LINE WITH EXISTING POLES.THIS POLE WILL BE USED TO RE-FEED PRIMARY CABLE TO FAIR OAK RD AND REPLACE FAULTED DIRECT BURY PRIMARY CABLE

PETITION PROPOSAL
PARKER ST
SPRINGFIELD

DATE	CIRCUIT	VOLTAGE	WORK ORDER	WORK REQUEST
10/02/25	20A34	13.8kV	22390777	80393313

SCALE NTS | DRAWN BY J.FERRERO

PETITION TO INSTALL AND MAINTAIN UNDERGROUND LINES FOR THE TRANSMISSION OF ELECTRICITY

To the Select Board of the City of Springfield, Massachusetts.

WESTERN MASSACHUSETTS ELECTRIC COMPANY prays that after due notice and a hearing as provided by the law it may be granted permission to install and maintain below the surface of the ground in the public way hereinafter named, a line or lines for the transmission of electricity consisting of conduits located as shown upon the plan filed herewith and made a part hereof together with the necessary wires, cables, transformers, switches, protective devices and other appurtenances, and likewise the manhole and vault construction connected with said lines as indicated by said plan marked:

The following is the public way above referred to:

Location: The area of Parker St. Springfield, MA.

Reason: Eversource is requesting permission to install (I) 45' CLI Joint Owned Pole. The pole is to be located approximately 57FT away from existing pole 1209/171 and placed in line with existing poles. This pole will be used to re-feed primary cable to Fair Oak Rd and replace faulted direct bury primary cable.

Drawing # 80393313

Also, for permission to lay and maintain underground laterals, cables, and wires in the above or intersecting public ways for the purpose of making connections with such poles and buildings as it may desire for distributing purposes.

WESTERN MASSACHUSETTS ELECTRIC COMPANY

By: Jason Ferrero
Engineering Designer
Phone: 413-787-9582
Dated this 2nd day of October 2025

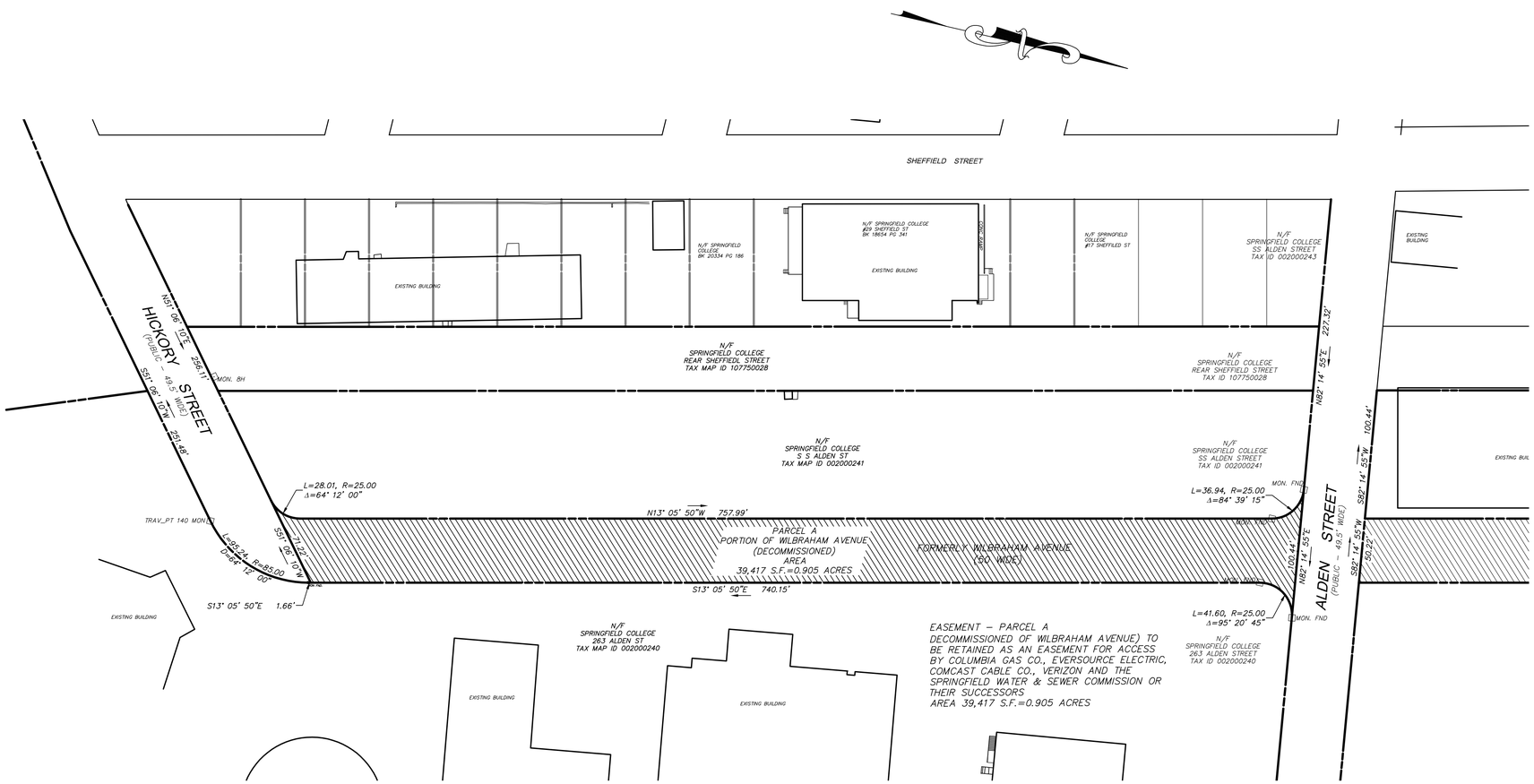

APPROVAL NOT REQUIRED UNDER SUBDIVISION CONTROL LAW

SPRINGFIELD PLANNING BOARD

DATE: _____

MAP REFERENCES

1. JET LINES, INC. BLOOMFIELD CONN. LOCATION PLAN OF JET FUEL LINE INC 12" COMMON CARRIER PIPELINE ALONG THE NY, NH & H RAILROAD CITY OF SPRINGFIELD MASSACHUSETTS DATE AUGUST 1961 SCALE 1"=200' SHEET 61 OF 71 BY MORTON S FINE
2. PLAN OF WILBRAHAM AVENUE KING ST TO ALDEN ST PREPARED FOR THE BOARD OF PUBLIC WORKS DEPT OF STS AND ENGINEERING DEC 1913 C.M. SLOCUM DEPT CITY ENG'R SCALE 1"=50'–0"
3. SPRINGFIELD MASS DEPT OF STREET AND ENGINEERING SHEFFIELD STREET ALDEN STREET TO HICKORY STREET PREPARED FOR BOARD OF PUBLIC WORKS SCALE 1"=40' AUG 1955 FILE 379–35
4. SPRINGFIELD MASS DEPARTMENT OF STREETS AND ENGINEERING WILBRAHAM AVENUE COMBINED SEWER ALDEN ST TO HICKORY ST SCALE 1"=20' JUNE 1935 CORRECTED ASBUILT N.B.4419.12–13
5. PLAN OF LAND NEW DEBERRY PARK SPRINGFIELD, MA PREPARED FOR THE CITY OF SPRINGFIELD 36 COURT STREET SPRINGFIELD MA 01103 DATE ISSUED NOVEMBER 15, 2019 PROJECT # 18–12019 REVISED 02/20/2020, & 09/04/2020 BY CIVIL DESIGN CONSULTANTS, INC.
6. PLAN OF LAND IN SPRINGFIELD, MASSACHUSETTS BEING A SUBDIVISION OF PROPERTY SHOWN ON LAND COURT PLAN 8447B MARCH 14, 1980 SCALE 1"=100' BY ROBERT H ASELTINE
7. PLAN OF WESTFORD NORTHAMPTON AND WILBRAHAM AVENUES PREPARED AUGUST 1898 SCALE 50 FEET TO AN INCH
8. LAND IN SPRINGFIELD MASSACHUSETTS BOSTON AND MAINE CORPORATION TO HICKORY/ LOGAN, IN OWNER SCALE 1"=40' DATE JANUARY 6, 1995 BY ALMER HUNTLEY JR & ASSOCIATES, INC.

SURVEY NOTES

1.) UNDERGROUND UTILITIES (IF DEPICTED) HAVE BEEN COMPILED, IN PART, BASED UPON INFORMATION FURNISHED BY OTHERS. THIS INFORMNATION IS TO BE CONSIDERED APPROXIMATE AND BENESCH AND DESIGN PROFESSIONALS DO NOT TAKE RESPONSIBILITY FOR SUBSEQUENT ERRORS OR OMISSIONS WHICH MAY HAVE BEEN INCORPORATED INTO THIS PLAN AS A RESULT. ADDITIONALLY, OTHER SUCH FEATURES MAY EXIST ON THE SITE. THE EXISTENCE OF WHICH ARE UNKNOWN TO BENESCH. THE SIZE, LOCATION AND EXISTENCE OF ALL SUCH FEATURES MUST BE FIELD DETERMINED AND VERIFIED BY THE APPROPRIATE AUTHORITIES PRIOR TO ANY CONSTRUCTION. CALL "DIG SAFE" 1–888–DIGSAFE (344–7233).

2.) HORIZONTAL CONTROL IS BASED UPON THE MASSACHUSETTS MAINLAND COORDINATE SYSTEM IN THE N.A.D. '83 DATUM. VERTICAL CONTROL IS BASED ON N.A.V.D. '88 DATUM. COORDINATES WERE ESTABLISHED ON THE SITE BASED UPON GPS OBSERVATIONS TAKEN ON JUNE 29, 2020, USING TRIMBLE GNSS R8 RECEIVER AND SOLUTIONS PROVIDED THROUGH THE KEYNET NETWORK.

3.) PROPERTY LINES DEPICTED HEREON ARE BASED ON MAPS & DEEDS BK 3162 PG 18, BK 3327 PG 308, BK 3425 PG 385 & BK 9198 PG 8 AND ARE BASED ON A FIELD SURVEY

I CERTIFY THIS PLAN CONFORMS WITH THE RULES AND REGULATIONS OF THE REGISTER OF DEEDS OF THE COMMONWEALTH OF MASSACHUSETTS.

THE PROPERTY LINES SHOWN ARE THE LINES DIVIDING EXISTING OWNERSHIPS, AND THE LINES OF THE STREET OR WAY SHOWN ARE THOSE OF A PUBLIC OR PRIVATE STREET OR WAY ALREADY ESTABLISHED, AND NO NEW LINES FOR DIVISION OF EXISTING OWNERSHIP OR FOR NEW WAYS ARE SHOWN. (M.G.L.A. CH. 41, SEC. 81(X).)

LAWRENCE R GEISSLER JR., PLS # 35028 DATE

REVISIONS

No.	DATE	DESCRIPTION
1	9/27/2021	ADDRESS COMMENTS

SURVEY BOOK: 06-
SURVEYOR: NDC
DRAWN: DAC
CHECKED: RS
APPROVED: DAC

SCALE: HORZ.: 1" =50'
VERT.:
SURVEY DATUM: HORZ.: NAD 1983
VERT.: NAVD 1988

GRAPHIC SCALE 50 25 0 50

d Professionals
ENV. & MARINE SCIENTISTS / CHEMISTS / ECOLOGISTS
CIVIL & SURVEY ENGINEERS / LANDSCAPE ARCHITECTS

Prepared By:
benesch
Alfred Benesch & Company
100 Constitution Plaza, 21st Floor
Glastonbury, Connecticut 06033
Phone (860) 633–8341, Fax: (860) 633–1068
www.benesch.com

DATA ACCUMULATION
PREPARED FOR
SPRINGFIELD COLLEGE
PORTION OF WILBRAHAM AVENUE
TO BE DECOMMISSIONED
SPRINGFIELD MASSACHUSETTS

PROJ. No.: 70875
DATE: APRIL 2023

SV.02

File Location/Name - Y:\Glastonbury\70800S\70875.00_SLAM_Springfield_Col\Survey\ACAD\70875 RD DISCONTIN.dwg
Date of Plot: January 08, 2024 - 3:37 PM

PAPER SPACE LAYOUT NAME:
TWISTVIEW:
VIEWNAME:
LAYER MANAGER NAME:
PLOT TABLE: STB

Order of Discontinuance of a Section of Public Way Known as Wilbraham Avenue from Alden Street to Hickory Street.

WHEREAS, the City of Springfield receives a Petition to "discontinue and abandon a section of public way known as Wilbraham Avenue, with an approximate area of 39,417 square feet", a copy of said petition dated January 18, 2024 (#10,303) is attached hereto; and

WHEREAS, said petition #10,303 was referred to the Board of Public Works on January 17, 2024

WHEREAS, On February 8, 2024, a Notice of a Public Hearing on petition #10,303, to be held February 22, 2024, notice was published in a newspaper of general circulation in Springfield before the day of the hearing and posted on two public bulletin board before the day of the hearing, a copy of the petition which is attached and a hearing of the Board of Public Works was held as scheduled on-site with the petitioner and interested parties.; and

WHEREAS, on February 22, 2024, the Board of Public Works reported thereon that, after careful consideration of petition #10,303, the Board of Public Works recommends that common convenience and necessity, Wilbraham Avenue from Alden Street to Hickory Street be discontinued from the public way as shown on a plan entitled:

SPRINGFIELD, MA

PORTION OF WILBRAHAM AVENUE

TO BE DISCONTINUANCE (39,417 SF)

PREPARED FOR SPRINGFIELD COLLEGE

SCALE: 1" = 50' DATE: SEPTEMBER 27, 2021

BENESH

consisting of one (1) sheet, which plan is incorporated herein by reference and is on file in the office of the Engineering Division of the Department of Public Works, Springfield, Massachusetts, and which is to be recorded in the Hampden County Registry of Deeds; and,

The Board further recommends that easements be granted so that the utility companies may operate, maintain, repair, and replace, as reserved within the discontinued area shown on the above-mentioned plan.

The Board is further of the opinion that no damages be sustained by any person, firm, or corporation in their property by reason of the proposed discontinuance of a section of Wilbraham Avenue; and,

WHEREAS, petition #10,303 came before the City Council for a Public Hearing on this date,

NOW THEREFORE, BE IT ORDERED:

1. that the City Council of the City of Springfield, with the approval of the Mayor, finds that the section of the public way of Wilbraham Avenue has become abandoned and unused for ordinary travel and that the common convenience and necessity no longer requires said way to be maintained in a condition reasonably safe and convenient for travel; and,

2. declares that the city shall no longer be bound to keep such way in repair; and,

3. Upon the filing of this Order with the city clerk, this Order shall take effect, provided that sufficient notice to warn the public that the way is no longer maintained is posted at both ends of such way or portions thereof; and,

4. this order is conditioned upon and subject to the rights of the Springfield Water and Sewer Commission, its employees, and agents (collectively "The Commission) having continuing access to The Commission's water and sewer mains in the discontinued portion of Wilbraham Avenue, as shown on the plans attached hereto and made a part hereof, for the purposes of replacing, maintaining, operating, and repairing its water and sewer mains, including the operation of all values and hydrants to the recording of the abandonment of Andover Road. Plans for the water and sewer to be part of the abandonment are attached herein; and

5. The petitioner must produce two (2) mylar plans showing the area to be discontinued. The plans must be stamped by a Professional Land Surveyor, and one plan will be filed by the City Clerk in the Registry of Deeds, and one plan will be filed in the Engineering Division of the Department of Public Works after the approval of this petition; and

PET. NO. 10,303

CITY OF SPRINGFIELD, MASSACHUSETTS

February 23, 2024

TO THE MAYOR AND CITY COUNCIL OF THE CITY OF SPRINGFIELD:

The Board of Public Works, to which was referred the petition of Springfield College;

> **" To discontinue and abandon a portion of Public Way known as Wilbraham Avenue from Alden Street to Hickory Street, approximately 825 feet."**

reports thereon according to Revised Ordinances of the City of Springfield, as follows:

The Board notified all known interested parties of its intent to view the premises and hold a hearing set for February 22, 2024 on the petition by mailing notices, postage prepaid, to their respective addresses of record as well as posting notices in two (2) public places and publishing in a newspaper, all at least fifteen (15) days before the hearing.

According to said notices and all other statutory notice requirements, the Board viewed plans of the premises and held an open hearing on February 22, 2024, at 3:30 P.M. at #398 Wilbraham Ave. parking lot in Springfield, MA. Two (2) members of the Board and five (5) persons interested in the matter were present, and five (5) of the latter voted in favor of discontinue a section of Wilbraham Avenue from Alden Street to Hickory Street, the approximate area of 39,417 square feet.

After careful consideration of the above matter, the Board is of the opinion that common convenience and necessity require that section of Wilbraham Avenue, approximately 825 feet, be discontinued from the public way as outlined in the accompanying order and as shown on the plan entitled,

SPRINGFIELD, MA
PORTION OF WILBRAHAM AVENUE
TO BE DISCONTINUANCE (39,417 SF)
PREPARED FOR SPRINGFIELD COLLEGE
SCALE: 1" = 50' DATE: SEPTEMBER 27, 2021
BENESH

Consisting of one (1) sheet, which plan is incorporated herein by reference and is on file in the office of the Engineering Division of the Department of Public Works, Springfield, Massachusetts, and which is to be recorded in the Hampden County Registry of Deeds.

that a section of Wilbraham Avenue in a discontinued area of 39,417 SF, following the description and as shown on the aforementioned plan:

WILBRAHAM ROAD DECOMMISSIONED PARCEL DESCRIPTION

CERTAIN PIECE OR PARCEL OF LAND IN THE CITY OF SPRINGFIELD, COMMONWEALTH OF MASSACHUSETTS BOUNDED AND DESCRIBED AS FOLLOWS:

BEGINNING AT A POINT LOCATED ON THE SOUTHERN SIDE OF ALDEN STREET, KING AND THE WESTERLY LINE OF WILBRAHAM AVENUE, SAID POINT IS THE NORTHWESTERLY CORNER OF THE HEREIN DESCRIBED PARCEL

THENCE RUNNING N82° 14' 55"E, ALONG THE PROPOSED SOUTHERLY OFALDEN STREET, A DISTANCE OF 100.44' TO A POINT;

THENCE RUNNING IN A SOUTHERLY DIRECTION ON A CURVE TO THE LEFT HAVING A RADIUS OF 25.00', DELTA ANGLE OF 95° 20' 45" AND AN ARC LENGTH OF 41.60' FEET TO A POINT;

THENCE RUNNING S13° 05' 50" E, ALONG THE LAND N/F SPRINGFIELD COLLEGE, A DISTANCE OF 740.15' TO THE PROPOSED NORTHERLY STREET LINE OF HICKORY STREET;

THENCE RUNNING S51° 06' 10"W, ALONG THE PROPOSED NORTHERLY STREET LINE OF HICKORY STREET, DISTANCE OF 71.22 T TO A POINT;

THENCE RUNNING IN A NORTHERLY DIRECTION ON A CURVE TO THE LEFT HAVING A RADIUS OF 25.00', DELTA ANGLE OF 64° 12' 00" AND AN ARC LENGTH OF 28.01' FEET TO A POINT;

THENCE RUNNING N13° 05' 50"W, ALONG THE LAND N/F SPRINGFIELD COLLEGE, A DISTANCE OF 757.99' TO A POINT

THENCE RUNNING IN A NORTHWESTERLY DIRECTION ON A CURVE TO THE LEFT HAVING A RADIUS OF 25.00', DELTA ANGLE OF 84° 39' 15" AND AN ARC LENGTH OF 36.94' FEET TO THE POINT AND PLACE OF BEGINNING.

PARCEL CONTAINS 39,417 SQUARE FEET = 0.905 ACRES.

The Board is of the opinion that no damages be sustained by any person, firm, or corporation in their property by reason of the proposed discontinuance of a section of Wilbraham Avenue.

John J. Fitzgerald)
) BOARD OF PUBLIC WORKS
)

SLAM

January 17, 2024

Hector Velez
City of Springfield
Department of Public Works Civil Engineer
70 Tapley Street
Springfield, MA 01104
RE: Wilbraham Avenue Discontinuance

Dear Hector,

On behalf of Springfield College, we would like to request the portion of Wilbraham Avenue between the intersections of Alden Street and Hickory Street be discontinued. This discontinuance, in keeping with the Springfield College Campus Masterplan, has been studied as an important measure in their long-term planning efforts.

If you have any questions related to this request, please contact Kathryn Packtor of The SLAM Collaborative (860.368.2398).

Kind Regards,

Kathryn Packtor

Associate, SLAM

The S/L/A/M Collaborative, Inc.
Somerset Square, 80 Glastonbury Blvd, Glastonbury, CT 06033

o 860 657.8077 w slamcoll.com

To the Mayor and City Council of the City of Springfield:

The undersigned respectfully petition your honorable body

" To discontinue and abandon a portion of Public Way known as Wilbraham Avenue from Alden Street to Hickory Street approximately 825 feet."

SPRINGFIELD, MASSACHUSETTS January 18, 2024

NAME	ADDRESS
Keith Bassow	439 UNION ST APT. 16
DANIEL KELLY	24 Wellfleet DRIVE Spfld MA 01119
Joseph Kapinos	111 Maebeth St. Spfld, MA. 01119
Bruce Panaia	72 Skyridge DR. Spfld MA. 01128
Marcia DeMacia	124 White Birch Dr Spfld, MA 01119

Petition #10,303

Alden St
Sheffield St
Wilbraham Ave
d St
Conklin St
Hickory St

Order of Discontinuance of a Section of Public Way Known as Wilbraham Avenue from King Street to Alden Street.

WHEREAS, the City of Springfield receives a Petition to "discontinue and abandon a section of public way known as Wilbraham Avenue., with an approximate area of 58,454 square feet", a copy of said petition dated March 24, 2023 (#10,299) is attached hereto; and

WHEREAS, said petition #10,299 was referred to the Board of Public Works on March 23, 2023

WHEREAS, On April 7, 2023, a Notice of a Public Hearing on petition #10,299, to be held April 24, 2023, notice was published in a newspaper of general circulation in Springfield before the day of the hearing and posted on two public bulletin board before the day of the hearing, a copy of the petition which is attached and a hearing of the Board of Public Works was held as scheduled on-site with the petitioner and interested parties.; and

WHEREAS, on April 24, 2023, the Board of Public Works reported thereon that, after careful consideration of petition #10,299, the Board of Public Works is of the opinion common convenience and necessity recommends require that Wilbraham Avenue from King Street to Alden Street to be discontinued of the public way as shown on a plan entitled:

SPRINGFIELD, MA

PORTION OF WILBRAHAM AVENUE

TO BE DISCONTINUANCE (58,454 SF)

PREPARED FOR SPRINGFIELD COLLEGE

SCALE: 1" = 30' DATE: SEPTEMBER 27, 2021

BENESH

consisting of one (1) sheet, which plan is incorporated herein by reference and is on file in the office of the Engineering Division of the Department of Public Works, Springfield, Massachusetts, and which is to be recorded in the Hampden County Registry of Deeds; and,

The Board further recommends that easements be granted so that the utility companies for operate, maintain, repair, and replace, be reserved within the discontinued area shown on the above-mentioned plan.

The Board is further of the opinion that no damages be sustained by any person, firm, or corporation in their property by reason of the proposed discontinuance a section of Wilbraham Avenue; and,

WHEREAS, petition #10,299 came before the City Council for a Public Hearing on this date,

NOW THEREFORE, BE IT ORDERED:

1. that the City Council of the City of Springfield with the approval of the Mayor, finds that the section of the public way of Wilbraham Avenue has become abandoned and unused for ordinary travel and that the common convenience and necessity no longer requires said way to be maintained in a condition reasonably safe and convenient for travel; and,

2. declares that the city shall no longer be bound to keep such way in repair; and,

3. upon the filing of this Order with the city clerk, this Order shall take effect, provided that sufficient notice to warn the public that the way is no longer maintained is posted at both ends of such way or portions thereof; and,

4. this order is conditioned upon and subject to the rights of the Springfield Water and Sewer Commission, its employees, and agents (collectively "The Commission) having continuing access to The Commission's water and sewer mains in the discontinued portion of Wilbraham Avenue, as shown on the plans attached hereto and made a part hereof, for the purposes of replacing, maintaining, operating, and repairing its water and sewer mains, including the operation of all values and hydrants to the recording of the abandonment of Andover Road. Plans for the water and sewer to be part of the abandonment are attached herein; and

5. the petitioner must produce two (2) mylar plans showing the area to be discontinued. The plans must be stamped by a Professional Land Surveyor and one plan will be filed by the City Clerk in the Registry of Deeds and one plan will be filed in the Engineering Division of the Department of Public Works after the approval of this petition; and

To the Mayor and City Council of the City of Springfield:

The undersigned respectfully petition your honorable body

"To discontinue and abandon a portion of Public Way known as Wilbraham Avenue from King Street to Alden Street approximately 1,188' feet."

SPRINGFIELD, MASSACHUSETTS — ~~April~~ MARCH 24, 2023

NAME	ADDRESS
Darren "K" Barrow	439 Union St Spfld ma. 01105
Daniel Kelly	24 Wellfleet Dr Spfld MA 01119
Joe Kapinos	111 Macbeth St Spfld Ma.
Bruce Bauaia	72 Skyridge Dr. Spfld Ma.
Carlos Rivera	76 Lowell St. Spfld Ma. 01107
Elvin Quiroz	171 Saint James ave

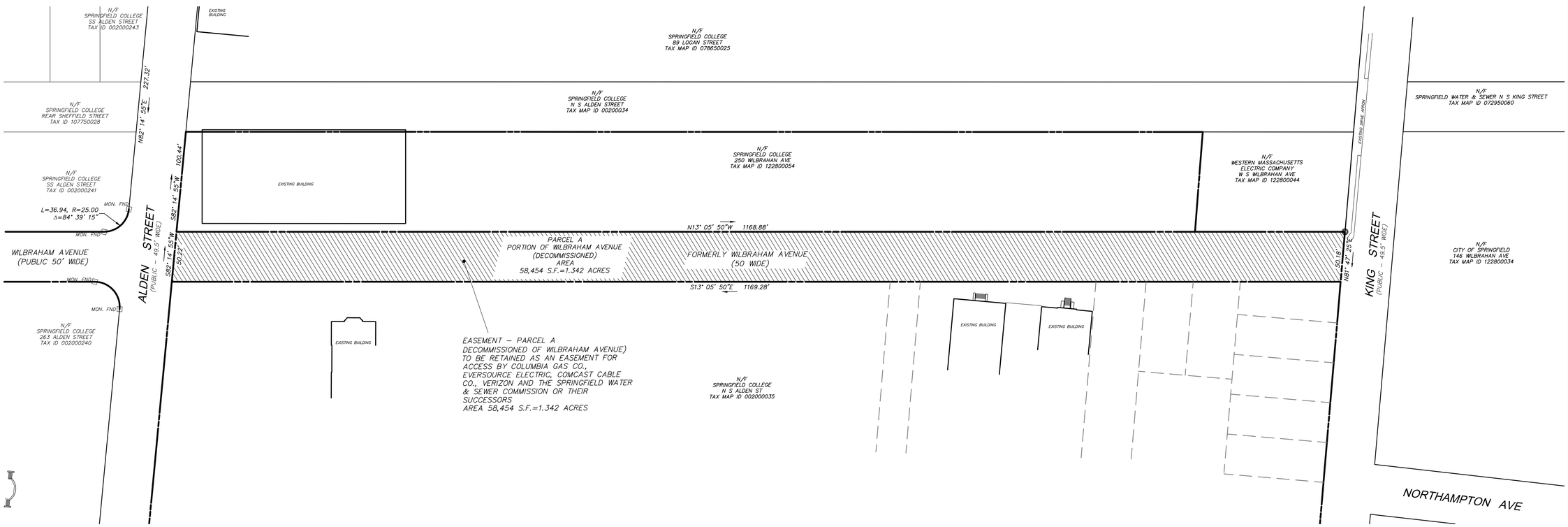

APPROVAL NOT REQUIRED UNDER
SUBDIVISION CONTROL LAW

SPRINGFIELD PLANNING BOARD

DATE: _____

MAP REFERENCES

1. JET LINES, INC. BLOOMFIELD CONN. LOCATION PLAN OF JET FUEL LINE INC 12" COMMON CARRIER PIPELINE ALONG THE NY, NH & H RAILROAD CITY OF SPRINGFIELD MASSACHUSETTS DATE AUGUST 1961 SCALE 1"=200' SHEET 61 OF 71 BY MORTON S FINE
2. PLAN OF WILBRAHAM AVENUE KING ST TO ALDEN ST PREPARED FOR THE BOARD OF PUBLIC WORKS DEPT OF STS AND ENGINEERING DEC 1913 C.M. SLOCUM DEPT CITY ENG'R SCALE 1"=50'–0"
3. SPRINGFIELD MASS DEPT OF STREET AND ENGINEERING SHEFFIELD STREET ALDEN STREET TO HICKORY STREET PREPARED FOR BOARD OF PUBLIC WORKS SCALE 1"=40' AUG 1955 FILE 379–35
4. SPRINGFIELD MASS DEPARTMENT OF STREETS AND ENGINEERING WILBRAHAM AVENUE COMBINED SEWER ALDEN ST TO HICKORY ST SCALE 1"=20' JUNE 1935 CORRECTED ASBUILT N.B.4419.12–13
5. PLAN OF LAND NEW DEBERRY PARK SPRINGFIELD, MA PREPARED FOR THE CITY OF SPRINGFIELD 36 COURT STREET SPRINGFIELD MA 01103 DATE ISSUED NOVEMBER 15, 2019 PROJECT # 18–12019 REVISED 02/20/2020, & 09/04/2020 BY CIVIL DESIGN CONSULTANTS, INC.
6. PLAN OF LAND IN SPRINGFIELD, MASSACHUSETTS BEING A SUBDIVISION OF PROPERTY SHOWN ON LAND COURT PLAN 8447B MARCH 14, 1980 SCALE 1"=100' BY ROBERT H ASELTINE
7. PLAN OF WESTFORD NORTHAMPTON AND WILBRAHAM AVENUES PREPARED AUGUST 1898 SCALE 50 FEET TO AN INCH
8. LAND IN SPRINGFIELD MASSACHUSETTS BOSTON AND MAINE CORPORATION TO HICKORY/ LOGAN, IN OWNER SCALE 1"=40' DATE JANUARY 6, 1995 BY ALMER HUNTLEY JR & ASSOCIATES, INC.

SURVEY NOTES

1.) UNDERGROUND UTILITIES (IF DEPICTED) HAVE BEEN COMPILED, IN PART, BASED UPON INFORMATION FURNISHED BY OTHERS. THIS INFORMATION IS TO BE CONSIDERED APPROXIMATE AND BENESCH AND DESIGN PROFESSIONALS DO NOT TAKE RESPONSIBILITY FOR SUBSEQUENT ERRORS OR OMISSIONS WHICH MAY HAVE BEEN INCORPORATED INTO THIS PLAN AS A RESULT. ADDITIONALLY, OTHER SUCH FEATURES MAY EXIST ON THE SITE, THE EXISTENCE OF WHICH ARE UNKNOWN TO BENESCH. THE SIZE, LOCATION AND EXISTENCE OF ALL SUCH FEATURES MUST BE FIELD DETERMINED AND VERIFIED BY THE APPROPRIATE AUTHORITIES PRIOR TO ANY CONSTRUCTION. CALL "DIG SAFE" 1–888–DIGSAFE (344–7233).

2.) HORIZONTAL CONTROL IS BASED UPON THE MASSACHUSETTS MAINLAND COORDINATE SYSTEM IN THE N.A.D. '83 DATUM. VERTICAL CONTROL IS BASED ON N.A.V.D. '88 DATUM. COORDINATES WERE ESTABLISHED ON THE SITE BASED UPON GPS OBSERVATIONS TAKEN ON JUNE 29, 2020, USING TRIMBLE GNSS R8 RECEIVER AND SOLUTIONS PROVIDED THROUGH THE KEYNET NETWORK.

3.)PROPERTY LINES DEPICTED HEREON ARE BASED ON MAPS& DEEDS REFERENCED AND ARE NOT BASED ON A FIELD SURVEY

I CERTIFY THIS PLAN CONFORMS WITH THE RULES AND REGULATIONS OF THE REGISTER OF DEEDS OF THE COMMONWEALTH OF MASSACHUSETTS.

THE PROPERTY LINES SHOWN ARE THE LINES DIVIDING EXISTING OWNERSHIPS, AND THE LINES OF THE STREET OR WAY SHOWN ARE THOSE OF A PUBLIC OR PRIVATE STREET OR WAY ALREADY ESTABLISHED, AND NO NEW LINES FOR DIVISION OF EXISTING OWNERSHIP OR FOR NEW WAYS ARE SHOWN. (M.G.L.A. CH. 41, SEC. 81(X).)

LAWRENCE R GEISSLER JR., PLS # 35028 DATE

REVISIONS

No.	DATE	DESCRIPTION
1	9/27/2021	ADDRESS COMMENTS

SURVEY BOOK: 06-
SURVEYOR: NDC
DRAWN: DAC
CHECKED: RS
APPROVED: DAC

SCALE: HORZ.: 1" = 30'
VERT.:
SURVEY DATUM: HORZ.: NAD 1983
VERT.: NAVD 1988

GRAPHIC SCALE
30 15 0 30

Prepared By:
benesch
Alfred Benesch & Company
100 Mansion Avenue, Fourth Floor
Glastonbury, Connecticut 06033
Phone (860) 633–8341, Fax: (860) 633–1068
www.benesch.com

DATA ACCUMULATION
PREPARED FOR
SPRINGFIELD COLLEGE
PORTION OF WILBRAHAM AVENUE
TO BE DECOMMISSIONED
SPRINGFIELD MASSACHUSETTS

PROJ. No.: 70875
DATE: APRIL 2023

SV.02

PAPER SPACE LAYOUT NAME:
TWISTVIEW:
VIEWNAME:
LAYER MANAGER NAME:
PLOT TABLE: STB

File Location/Name - Y:\Glastonbury\708000\70875.00_SLAM_Springfield_Col\Survey\ACAD\70875 RD DISCONTIN.dwg
Date of Plot: June 02, 2023 - 10:24 AM

PET. NO. 10,299

CITY OF SPRINGFIELD, MASSACHUSETTS

April 24, 2023

TO THE MAYOR AND CITY COUNCIL OF THE CITY OF SPRINGFIELD:

The Board of Public Works, to which was referred the petition of Springfield College;

> **" To discontinue and abandon a portion of Public Way known as Wilbraham Avenue from King Street to Alden Street approximately 1,188' feet."**

reports thereon according to Revised Ordinances of the City of Springfield, as follows:

The Board notified all known interested parties of its intent to view the premises and hold a hearing set for April 24, 2023, on the petition by mailing notices, postage prepaid, to their respective addresses of record as well as posting notices in two (2) public places and publishing in a newspaper, all at least fifteen (15) days before the hearing.

According to said notices and all other statutory notice requirements the Board viewed plans of the premises and held an open hearing on April 24, 2023, at 3:30 P.M. at #29 Sheffield Street parking lot in Springfield, MA. three (3) members of the Board and four (4) persons interested in the matter were present, and four (4) of the latter voted in favor to discontinue of a section of Wilbraham Avenue from Alden Street to King Street, the approximate area of 58,454 square feet.

After careful consideration of the above matter, the Board is of the opinion that common convenience and necessity require that section of Wilbraham Avenue approximately 1,188' feet be discontinued of the public way as outlined in the accompanying order and as shown on the plan entitled,

SPRINGFIELD, MA
PORTION OF WILBRAHAM AVENUE
TO BE DISCONTINUANCE (58,454 SF)
PREPARED FOR SPRINGFIELD COLLEGE
SCALE: 1" = 30' DATE: SEPTEMBER 27, 2021
BENESH

Consisting of one (1) sheet, which plan is incorporated herein by reference and is on file in the office of the Engineering Division of the Department of Public Works, Springfield, Massachusetts, and which is to be recorded in the Hampden County Registry of Deeds.

that a section of Wilbraham Avenue in a discontinued area of 58, 454 SF following the description and as shown on the aforementioned plan:

PARCEL DESCRIPTION

CERTAIN PIECE OR PARCEL OF LAND IN THE CITY OF SPRINGFIELD, COMMONWEALTH OF MASSACHUSETTS BOUNDED AND DESCRIBED AS FOLLOWS:

BEGINNING AT A POINT LOCATED ON THE SOUTHERN SIDE OF KING STREET AND THE WESTERLY LINE OF WILBRAHAM AVENUE, SAID POINT IS THE NORTHWESTERLY CORNER OF THE HEREIN-DESCRIBED PARCEL

THENCE RUNNING N81° 47' 25"E, ALONG THE PROPOSED SOUTHERLY OF KING STREET, A DISTANCE OF 50.18’ TO A POINT;

THENCE RUNNING S13° 05' 50”E, ALONG TLAND N/F SPRINGFIELD COLLEGE, A DISTANCE OF 1169.28’ TO THE PROPOSED NORTHERLY STREET LINE OF ALDEN STREET;

THENCE RUNNING S82° 14' 55"W, ALONG THE PROPOSED NORTHERLY STREET LINE OF ALDEN STREET, A DISTANCE OF 50.22’ T TO A POINT;

THENCE RUNNING N13° 05' 50"W, ALONG TLAND N/F SPRINGFIELD COLLEGE AND WESTERN MASSACHUSETTS ELECTRIC COMPANY IN PART BY EACH, A DISTANCE OF 1168.88’ TO THE POINT AND PLACE OF BEGINNING.

THE PARCEL CONTAINS 58,454 SQUARE FEET = 1.342 ACRES ACRES.

The Board is further of the opinion that no damages be sustained by any person, firm, or corporation in their property by reason of the proposed discontinuance of a section of Wilbraham Avenue.

John J. Fitzgerald)
Ryan A. Boggs) BOARD OF PUBLIC WORKS
Michael Triggs)

Beacon St
Chapel St
Logan St
Granville St
Olive St
Ladd St
Collins St
Alden St
Portsmouth St
Eastern Ave
Greene Pl
Monson Ave
Merrick Ave
Wilbraham Ave
ampton Ave
ford Ave
usetts Ave
eland St
rle St
k St

ORDER FOR THE LOCATION OF UNDERGROUND CONDUIT

WHEREAS, the Board of Public Works, to which was referred the petition of Eversource-Gas to install underground gas facilities in a section of the Sixteen Acres Neighborhood in Springfield, to install medium-pressure and retire low-pressure cast iron gas infrastructure.

WHEREAS*,* said petition, Allen Park Rd. was referred to the Board of Public Works on November 20, 2025; and

WHEREAS, On, December 24, 2025, a Notice of a Public Hearing on Allen Park Rd. to be held on January 12, 2026, was sent by mail, to all property owners abutting an affected road, various Departments, Utility Companies, etc before the day of the hearing and posted on two public bulletin board a copy of which is attached a hearing of the Board of Public Works was held as scheduled on-site with the petitioner and interested parties.

WHEREAS, on January 12, 2026, the Board of Public Works reported thereon that, after careful consideration of the petition of Eversource Gas to install approximately 1,300 feet of plastic underground gas facilities within a section of the Sixteen Acres Neighborhood at Allen Park Rd. to replace low-pressure cast-iron gas infrastructure, all substantially shown on a plan attached with the project name:

Allen Park Rd.

Consisting of forty (40) sheets, which plan is incorporated herein by reference and is on file in the office of the Engineering Division of the Department of Public Works, Springfield, Massachusetts.

WHEREAS, the petition on Allen Park Rd. came before the City Council for a Public Hearing on this date,

NOW, THEREFORE, BE IT ORDERED:

1. That due care for public safety is exercised during construction, including but not limited to the use of a police officer(s) for traffic control if necessary.

2. That said, construction would not unnecessarily interfere with the movement of vehicular or pedestrian traffic in the area.

3. That care be taken during said construction not to damage any underground services.

4. That the construction site be returned to the same condition as found or better.

5. Said company shall indemnify and save harmless against all damages, costs, and expenses whatsoever to which the City may be subjected in consequence of the acts or neglect of said Company, its agents or servants, or in any manner arising from the rights and privileges granted it by the City.

6. In addition, said company shall, before a public way is disturbed for the laying of its wire or conduit, execute its bond in the penal sum of Ten Thousand Dollars ($10,000) conditioned for the faithful performance of its duties under this permit.

7. Said company shall comply with the requirements of existing Ordinances and orders and comply with any changes in Ordinances and orders as may hereafter be adopted by the Mayor and Council governing the construction and maintenance of buried cable, conduits, and wires.

8. Any sidewalks that are damaged or removed will be replaced in kind and in accordance with the City of Springfield's Standard Specifications.

9. Ramps for the handicapped will be provided if and where required by law and in conformance with the Rules and Regulations of the Massachusetts Architectural Barrier Board.

10. Any curbing that is disturbed during construction will be reset to the established street grade using proper construction procedures.

11. That all proposed silo, manhole, and hex-hole covers will conform to and be compatible with an established street, tree belt, or sidewalk grades with suitable non-skid covers when in the sidewalk area.

12. The Springfield Water and Sewer Commission be notified before construction begins. All installations of adjacent utilities must be a minimum of 4 feet from the existing water and/or sewer main, edge to edge of the pipe.

13. That asphalt trench restoration be done in accordance with the City of Springfield DPW requirements.

14. That all conditions outlined in the respective order are complied with.

CITY OF SPRINGFIELD, MASSACHUSETTS

January 12, 2026

TO THE MAYOR AND CITY COUNCIL OF THE CITY OF SPRINGFIELD:

The Board of Public Works, to which was referred the petition of the Eversource-Gas of Massachusetts, dated November 20, 2025, to install approximately 1,300 feet of plastic underground gas facilities within a section of the Sixteen Acres Neighborhood at Allen Park Rd. to replace low-pressure cast-iron gas infrastructure. The Allen Park Rd. plan is incorporated herein by reference, and to lay and maintain underground gas main pipes for improvements of the system reports thereon as follows:

By virtue of Chapter 708 of the Acts of 1977, the Board of Public Works held the hearing on the above matter provided for in Section 22 of Chapter 166 of the General Laws. The hearing was held on January 12, 2026, at 3:30 P.M. at the corner of Allen Park Rd. and Holcomb Road in Springfield, MA, after due notice from the office of the City Clerk. Two (2) members of the Board and one (1) person interested in the matter were present. Of the latter, one (1) voted in favor, and no one (0) voted against.

The Board finds the request necessary so that the utility company can upgrade existing underground facilities to improve the quality of service in Allen Park Apartments.

After careful consideration, the Board recommends the petition be granted, provided:

That due care for public safety is exercised during construction, including but not limited to the use of a police officer(s) for traffic control if necessary.

That said, construction would not unnecessarily interfere with the movement of vehicular or pedestrian traffic in the area.

That care be taken during said construction not to damage any underground services.

That the construction site be returned to the same condition as found or better.

Said company shall indemnify and save harmless against all damages, costs, and expenses whatsoever to which the City may be subjected in consequence of the acts or neglect of said Company, its agents or servants, or in any manner arising from the rights and privileges granted it by the City.

In addition, said company shall, before a public way is disturbed for the laying of its wire or conduit, execute its bond in the penal sum of Ten Thousand Dollars ($10,000) conditioned for the faithful performance of its duties under this permit.

Said company shall comply with the requirements of existing Ordinances and orders and comply with any changes in Ordinances and orders as may hereafter be adopted by the Mayor and Council governing the construction and maintenance of buried cable, conduits, and wires.

Any sidewalks that are damaged or removed will be replaced in kind and in accordance with the City of Springfield's Standard Specifications.

Ramps for the handicapped will be provided if and where required by law and in conformance with the Rules and Regulations of the Massachusetts Architectural Barrier Board.

Any curbing that is disturbed during construction will be reset to the established street grade using proper construction procedures.

That due care be exercised not to unnecessarily damage any public shade trees located within the construction area.

The Springfield Water and Sewer Commission should be notified before construction begins. All installations of adjacent utilities must be a minimum of 4 feet from the existing water and/or sewer main, edge to edge of the pipe.

That all conditions outlined in the respective order are complied with.

John J. Fitzgerald)
) BOARD OF PUBLIC WORKS
)

EVERSOURCE

Honorable Mayor and City Council
City of Springfield
City Hall
Court Street
Springfield, MA 01103

ATTN: Mr. Anthony Wilson, City Clerk

PROJECT NAME: Winn Allen Park – GSEP

Ladies & Gentlemen:

Eversource Gas of Massachusetts (EGMA) hereby requests that it be granted a location for and permission to install underground gas facilities within a section of the Allen Park Rd neighborhoods (as seen in the attached plan). Work will extend to the following streets in varying degrees/durations:

Street Name	From	To
Allen Park Rd	Holcomb Rd	Edge of Property

This Project will introduce modernized high-density polyethylene gas infrastructure to the area, and retire aged cast iron gas infrastructure. All proposed work by EGMA will include such laterals and service connections as it may now or subsequently find necessary.

Sincerely,

Matthew Nichols

Matthew Nichols
Project Engineer
Eversource Gas of Massachusetts
2025 Roosevelt Avenue
Springfield, MA 01104
Cell: 781-490-3039
Email: matthew.nichols@eversource.com

TABLE OF CONTENTS

SHEET #	TITLE
01 OF 40	COVER SHEET
02 OF 40	NOTES
03 OF 40	LEGEND
04 OF 40	PROJECT LOCATION PLAN
05 OF 40	PROJECT LOCATION PLAN
06 OF 40	PROJECT LOCATION PLAN
07 OF 40	MA PREPARATORY AND FINAL TIE-IN DETAILS
08 OF 40	MA PREPARATORY AND FINAL TIE-IN DETAILS
09 OF 40	MA PREPARATORY AND FINAL TIE-IN DETAILS
10 OF 40	MA PREPARATORY AND FINAL TIE-IN DETAILS
11 OF 40	MA PREPARATORY AND FINAL TIE-IN DETAILS
12 OF 40	MA PREPARATORY AND FINAL TIE-IN DETAILS
13 OF 40	MA PREPARATORY AND FINAL TIE-IN DETAILS
14 OF 40	MA PREPARATORY AND FINAL TIE-IN DETAILS
15 OF 40	MA PREPARATORY AND FINAL TIE-IN DETAILS
16 OF 40	MA PREPARATORY AND FINAL TIE-IN DETAILS
17 OF 40	MA PREPARATORY AND FINAL TIE-IN DETAILS
18 OF 40	MA PREPARATORY AND FINAL TIE-IN DETAILS
19 OF 40	MA PREPARATORY AND FINAL TIE-IN DETAILS
20 OF 40	MA PREPARATORY AND FINAL TIE-IN DETAILS
21 OF 40	MA PREPARATORY AND FINAL TIE-IN DETAILS
22 OF 40	MA PREPARATORY AND FINAL TIE-IN DETAILS
23 OF 40	MA PREPARATORY AND FINAL TIE-IN DETAILS
24 OF 40	MA PREPARATORY AND FINAL TIE-IN DETAILS
25 OF 40	MA PREPARATORY AND FINAL TIE-IN DETAILS
26 OF 40	MA PREPARATORY AND FINAL TIE-IN DETAILS
27 OF 40	MA PREPARATORY AND FINAL TIE-IN DETAILS
28 OF 40	MA PREPARATORY AND FINAL TIE-IN DETAILS
29 OF 40	MA PREPARATORY AND FINAL TIE-IN DETAILS
30 OF 40	MA PREPARATORY AND FINAL TIE-IN DETAILS
31 OF 40	MA PREPARATORY AND FINAL TIE-IN DETAILS
32 OF 40	MA PREPARATORY AND FINAL TIE-IN DETAILS
33 OF 40	MA PREPARATORY AND FINAL TIE-IN DETAILS
34 OF 40	MA PREPARATORY AND FINAL TIE-IN DETAILS
35 OF 40	MA PREPARATORY AND FINAL TIE-IN DETAILS
36 OF 40	MA PREPARATORY AND FINAL TIE-IN DETAILS
37 OF 40	MA CORROSION DETAILS (1 OF 3)
38 OF 40	MA CORROSION DETAILS (2 OF 3)
39 OF 40	MA CORROSION DETAILS (3 OF 3)
40 OF 40	BLANK GRIDDED SHEET

EVERSOURCE ENERGY

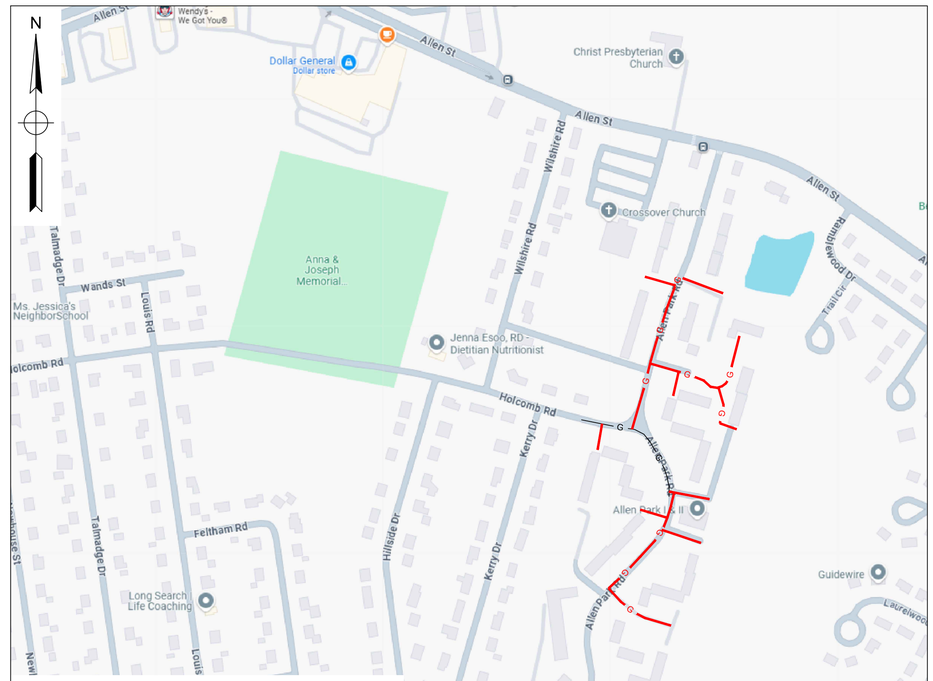

LEGEND

- REGULATING STATION 50' BOUNDARY
- EXISTING GAS MAIN
- PROPOSED GAS MAIN
- GAS MAIN TO BE ABANDONED
- GAS MAIN WITH SERVICE TRANSFERS
- GAS MAIN WITH PRESSURE INCREASE

WORK SCOPE

PROJECT SUMMARY TABLE
INSTALLATION INFORMATION

Work Type	LENGTH (FT)	SIZE (IN)	MAOP	MATERIAL
INSTALL	2,471'	2"	60 PSIG	HDPE
			INSTALLATION TOTAL	2,471'
			UPRATE/RETEST TOTAL	0'

PROJECT SUMMARY TABLE
ABANDONMENT INFORMATION

LENGTH (FT)	SIZE (IN)	MAOP	ABANDONMENT CLASS
2,904'	1"	60 PSIG	Protected CS (Non-GSEP)
2'	2"	60 PSIG	Bare St (GSEP)
366'	2"	60 PSIG	Plastic (Non-GSEP)
1,310'	2"	60 PSIG	Protected CS (Non-GSEP)
6'	3"	60 PSIG	Protected CS (Non-GSEP)
		GSEP ABANDONMENT SUBTOTAL	2'
		NON-GSEP ABANDONMENT SUBTOTAL	4,586'
		ABANDONMENT TOTAL	4,588'

ISSUED FOR CONSTRUCTION

COMMONWEALTH OF MASSACHUSETTS
DANIEL D'ELETTO
CIVIL
No. 55061
PROFESSIONAL ENGINEER
DANIEL D'ELETTO, P.E. 2025.06.12 08:52:40-04'00'

TRC
215 GREENFIELD PKY | Suite 102 | LIVERPOOL, NY 13088

811
Know what's below.
Call before you dig.

FIELD VERIFY DIMENSIONS PRIOR TO PIPE FABRICATION

No.	Description	Date	Dw/Ck
1	MOVE TEXT BLOCKING METER LOCATION	6/11/25	KMQ/DD
0	ISSUED FOR CONSTRUCTION	4/22/25	KMQ/AS

Revision/Status

EVERSOURCE ENERGY

WINN ALLEN PARK - MASTER METER, SPRINGFIELD, MA
PROJECT # 25EG111 / WORK ORDER # 19907900
COVER SHEET

SCALE: 1"=40' ON 22"X34" SHEET 01 OF 40

Drawn by / Date	Checked by / Date	Drawing Number	Rev. No.
KMQ / 3/7/2025	AS / 3/11/2025	25-MA-SPR-00129-DR-01	1

WINN ALLEN PARK - MASTER METER, SPRINGFIELD, MA
PROJECT #25EG111
WORK ORDER #19907900

Winn Allen Park - Pro Drawing Rev0.dwg
EGMA DRAWING TEMPLATE - 02-28-2023
C:\users\kquinton\projectwise\fsl\d0456219\
Jun 11, 2025 - 9:32am

GENERAL NOTES:

A. IF ANY OF THE FOLLOWING OCCUR A DRAWING REVISION IS REQUIRED AND MUST BE APPROVED AND/OR STAMPED BY THE ENGINEER OF RECORD. CHANGES CAN BE APPROVED AND/OR STAMPED BY A PROJECT ENGINEER, BUT THE ENGINEER OF RECORD MUST BE INFORMED.

1. IF THE TIE IN POINT MOVES TO A DIFFERENT SEGMENT OF PIPE THAN SHOWN.
2. IF A CHANGE IN THE LOCATION OF VALVES IS REQUIRED.
3. IF THERE IS ANY CHANGE TO WHAT IS SHOWN ON THE DRAWING WITHIN 50 FT OF A PRESSURE REGULATING STATION, DISTRICT REGULATOR, OR GATE STATION.
4. IF A CHANGE IN PIPE SIZE, MATERIAL, OR WALL THICKNESS IS REQUIRED.
5. ALTERNATE FITTINGS THAT ARE ACCEPTABLE FOR ANY TIE-IN DETAIL WILL BE CALLED OUT IN THE DRAWING. FITTING CHANGES NOT SHOWN AS ALTERNATIVES ON THE DRAWING WILL NEED TO FOLLOW THE DRAWING CHANGE PROCESS CONTAINED IN SECTION V.D.

A. CONSTRUCTION DRAWINGS, LOCATIONS OF EXISTING UTILITIES, UNDERGROUND STRUCTURES AND WORK LOCATIONS ARE BASED ON BEST AVAILABLE INFORMATION BUT HAVE NOT BEEN FIELD VERIFIED.

B. ALL WORK, MATERIAL AND CONSTRUCTION SHALL BE PERFORMED AND COMPLETED IN COMPLIANCE WITH ALL PERMITS AND APPROVALS PER EVERSOURCE, LOCAL, STATE, OSHA AND FEDERAL REGULATIONS AND STANDARDS.

C. ALL LIVE GAS WORK EXCEPT SERVICE SIZE TAPS, INCLUDING BUT NOT LIMITED TO TAPPING OF FITTINGS ON LIVE MAINS, STOPPING, MANIPULATING VALVE, ABANDONMENT, SHALL BE PERFORMED BY, OR AT THE DIRECTION AND UNDER THE DIRECT SUPERVISION OF EVERSOURCE GAS PERSONNEL AND IN ACCORDANCE WITH THE WRITTEN PROCEDURE. DRAWING CHANGES MAY ALSO REQUIRE A CHANGE TO THE PROCEDURE.

D. EXCAVATOR IS REQUIRED TO PROTECT EXISTING UTILITIES, STRUCTURES, LANDSCAPES FEATURES, SIGNAGE, CURBS, ETC. CARE SHOULD BE TAKEN NOT TO DISTURB OR DAMAGE SUCH ITEMS. ROADWAY, SIDEWALKS, AND GRASS DISTURBED SHALL BE RESTORED TO THE SATISFACTION OF THE CITY OR TOWN. PLANT BEDS WILL BE RELOCATED TO THEIR EXISTING REGULAR LOCATION.

E. ALL TRAFFIC CONTROL SHALL CONFORM TO THE LATEST EDITION OF THE MANUAL OF UNIFORM TRAFFIC CONTROL DEVICES (MUTCD), INCLUDING ALL REVISIONS AND ADDENDA. ALL TRAFFIC CONTROL DEVICES WILL BE SUPPLIED BY EXCAVATOR.

DRAWING NOTES:

A. THE BASIS OF BEARING FOR ALL DRAWING SHEETS IS AN APPROXIMATED NORTH AMERICAN HORIZONTAL DATUM OF 1983 (NAD83).

B. THE BASIS OF ANY ELEVATIONS INCLUDED ON ALL DRAWING SHEETS IS AN APPROXIMATED NORTH AMERICAN VERTICAL DATUM OF 1988 (NAVD88).

C. NORTH DIRECTION INCLUDED ON ALL DRAWING SHEETS DEPICTS "TRUE NORTH" IN THE NORTH AMERICAN HORIZONTAL DATUM OF 1983 (NAD83) AND IS APPROXIMATE ONLY.

D. PROPERTY LINE AND PUBLIC RIGHT-OF-WAY INFORMATION INCLUDED ON ALL DRAWING SHEETS IS TAKEN FROM MASSGIS AND IS APPROXIMATE ONLY.

E. UNDERGROUND AND OVERHEAD UTILITY INFORMATION INCLUDED ON ALL DRAWING SHEETS IS TAKEN FROM EVERSOURCE ENERGY GIS AND/OR RECORD INFORMATION SUPPLIED BY UTILITY PROVIDERS AND IS APPROXIMATE ONLY.

F. THE LOCATION OF ALL EXISTING UTILITIES INCLUDED ON ALL DRAWING SHEETS SHALL BE FIELD VERIFIED IT IS NOTED THAT ADDITIONAL UTILITY INFRASTRUCTURE MAY EXIST.

G. MASSACHUSETTS STATE LAW REQUIRES 72 HOURS ADVANCE NOTICE TO UTILITY COMPANIES BEFORE DIGGING BY ANYONE. CALL DIG SAFE: 811 .

WINN ALLEN PARK, SPRINGFIELD — **COMPLETE BOM**

REQUIRED BILL OF MATERIALS

Item Number	Maximo Part Number	Description	Quantity	Units
48	500866	TEE, PIPE, NON-BLOWING, ELECTROFUSION TAPPING TEE 2 IN IPS MAIN X 1 /2 IN CTS 0.090 IN THK WALL STAB OUTLET, HDPE, BLACK	1	EA
377	505818	ANODE,BAG, 2.5 X 2.5 X 4.5 IN, W/ 10 FT SOLID #12 AWG TW ORANGE LEAD WIRE, 3 LB NET, HIGH POTENTIAL MAGNESIUM, PACKED IN COTTON BAGS	5	EA
370	513679	CABLE, INSULATED, MDP, #12 AWG, 7 STR, YELLOW, POLYETHYLENE-30, SOFT DRAWN CU, 500 FT/RL, FOR USED AS PIPE LOCATOR	2471	FT
195	542475	CAP,PIPE, 1 IN, SOCKET WELD END, ASTM A105, 3000 LB, FORGED	10	EA
8	542572	CAP,PIPE, 2 IN IPS SDR 11, BUTT FUSION END, HDPE, P-4710	10	EA
199	542593	CAP,PIPE, 3 IN, BUTT WELD END, SCH 40, CS, ASTM A234 GR WPB, 150 LB, FORGED, SEAMLESS	2	EA
19	545367	ELBOW,PIPE, 90 DEG, 2 IN IPS SDR 11, BUTT FUSION END, HDPE, P-4710	2	EA
257	546239	FITTING,LINE STOPPER, 3 IN , WELDED ENDS, W/ 150 LB FLANGE, FOR 3.5 IN OD STEEL PIPE, E*STORES	1	EA
72	546256	FITTING, TRANSITION, 2 IN IPS CS X 2 IN IPS, PE4710, SDR 11, STEEL WELD X PLASITC, BUTT WELD	3	EA
29	560705	TEE,PIPE, THREE WAY, 2 IN IPS SDR 11, BUTT FUSION ENDS, HDPE, PE-4710	6	EA
33	562087	VALVE,BALL, 2 IN IPS SDR 11, BUTT FUSION ENDS, FULL PORT, HDPE, PE-4710	13	EA
368	565814	TAPE,WARNING, MARKED BURIED GAS LINE, 4 MIL, 1000 FT ROLL, 6 IN W, YELLOW, ISSUE EACH ROLL AS 1, T-01-A00,	3	RL
379	577776	ANODE,BAG, 17 LB NET, HIGH POTENTIAL MAGNESIUM, W/ 10 FT #10 AWG TW ORANGE LEAD WIRE, PACKED IN CARDBOARD BOX 42 LB TOTAL WEIGHT	9	EA
1727	577813	BOX VALVE, CURB, W/ 4-1/4 IN SQ NON-LOCKING LID, FOR 2 IN VALVES, PAVEMENT RISER RING IN 583489, 20/BOX	13	EA
60	584303	FITTING,TEE, 2 IN IPS X 2 IN IPS, HDPE, ELECTROFUSION HIGH VOLUME TAPPING TEE WITH BUTT FUSION OUTLET, HDPE, ASTM F1055, BLACK, GFCP	1	EA
3	592668	PIPE, 2 IN IPS SDR 11, 250 FT LG COIL, HDPE PE4710, BLACK, ASTM D2513, 102 PSIG, W/ YELLOW STRIPES, REPLACING ITEMS 554007 AND 554025	2471	FT
1660	602892	FITTING,TEE, 2 IN IPS X 1 IN IPS, ELECTROFUSION, HDPE, WITH BUTT FUSION OUTLET, HDPE, BLACK, ASTM F1055	10	EA
296	610060	TEE, NON-BLOWING, FOR VALVE, 2 IN TEE OUTLET X 2 IN MAIN, WELDED, 250 PSIG, W/ CI CAP, CMA 44788502	3	EA
287	610118	TEE,PIPE, SERVICE, 3/4 IN X 1 IN, WELDED ENDS, FORGED STEEL, W/ 1200 PSI STEEL CAP AND 3/8 IN PERFORATOR, CMA 44788002	10	EA
488	610264	NIPPLE,PIPE, NON-BLOWING, DRILL, 1-1/4 IN X 3 IN, WELDED, 1440 PSIG, CMA 2485855	5	EA
90	610757	FITTING,CAP, END, LYCOFIT, 1/2 IN CTS X 0.090 IN THK WALL, PLASTIC, CMA 750823	1	EA
98	610764	FITTING,COUPLING, PIPE, LYCOFIT, 1/2 IN CTS X 0.090 IN WALL THK, PLASTIC, CMA 21658100	1	EA
47	611123	BOX, CP TEST, 5 IN, 18 IN SHAFT LENGTH, TERMINAL PLATE WALL THK 0.150 + - 0.015, ABS PLASTIC, W/ NON-LOCKING MAGNETIZED COVER, CMA 4232849	3	EA
1656	620089	FITTING,COUPLING, PIPE, LYCOFIT, 1 IN IPS SDR11, PLASTIC	10	EA
1653	620808	FITTING,CAP, LYCOFIT, 1 IN IPS SDR 11, PLASTIC, ASTM F1924	10	EA

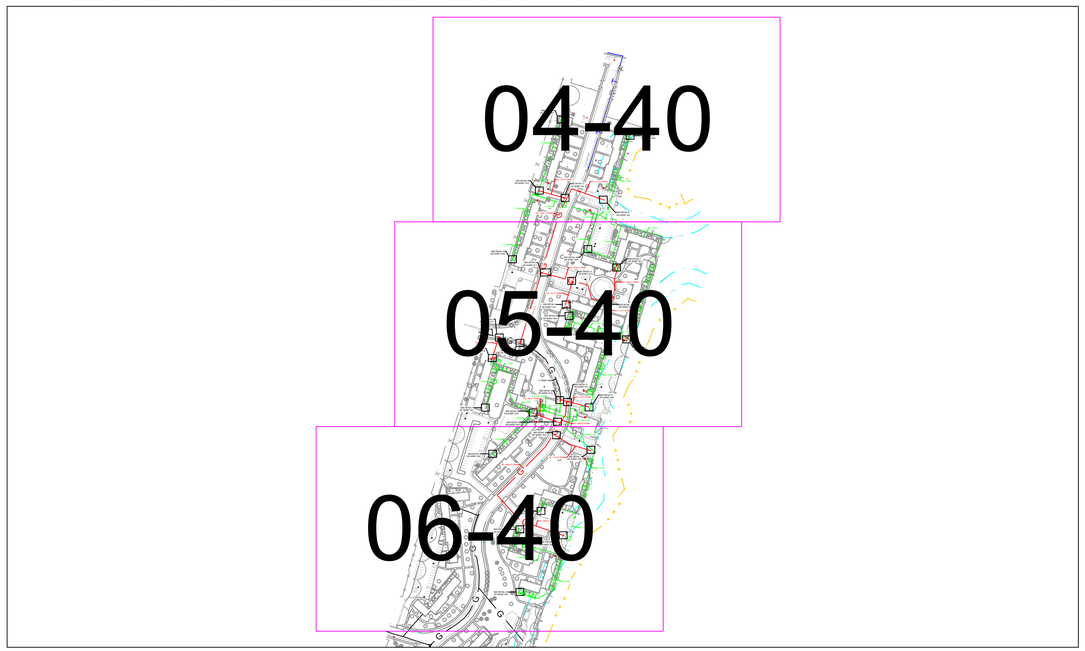

OVERVIEW KEY MAP
NOT TO SCALE

ISSUED FOR CONSTRUCTION

COMMONWEALTH OF MASSACHUSETTS
DANIEL D'ELETTO CIVIL No. 55061
PROFESSIONAL ENGINEER
DANIEL D'ELETTO, P.E. 2025.06.12 08:52:41-04'00'

TRC
215 GREENFIELD PKY | Suite 102 | LIVERPOOL, NY 13088

811 Know what's below. Call before you dig.

FIELD VERIFY DIMENSIONS PRIOR TO PIPE FABRICATION

No.	Description	Date	Dw/Ck
1	MOVE TEXT BLOCKING METER LOCATION	6/11/25	KMQ/DD
0	ISSUED FOR CONSTRUCTION	4/22/25	KMQ/AS

Revision/Status

EVERSOURCE ENERGY

WINN ALLEN PARK - MASTER METER, SPRINGFIELD, MA

PROJECT # 25EG111 / WORK ORDER # 19907900

NOTES

SCALE: 1"=40' ON 22"X34" — SHEET 02 OF 40

Drawn by / Date	Checked by / Date	Drawing Number	Rev. No.
KMQ 3/7/2025	AS 3/11/2025	25-MA-SPR-00129-DR-02	1

Winn Allen Park - Pro Drawing Rev0.dwg

EGMA DRAWING TEMPLATE - 02-28-2023

C:\users\kquinton\projectwise\fsl\d0456219\

Jun 11, 2025 - 9:32am

DRAWING LEGEND

Gas Main Symbology

REGULATING STATION 50' BOUNDARY	
EXISTING GAS MAIN	G G
PROPOSED GAS MAIN	G G
GAS MAIN TO BE ABANDONED	G G
GAS MAIN WITH SERVICE TRANSFERS	G G
GAS MAIN WITH PRESSURE INCREASE	G G
RIGHT-OF-WAY	
ELECTRIC	E E
WATER LINE	W W
SEWER LINE	S S
TELEPHONE	T T
DRAIN LINE	D D
FENCE LINE	X X X X X X

Gas Main Material/Pressure Label References

MATERIAL CODES

CS*	Coated Steel Gas Main
CI*	Cast Iron Gas Main
BS*	Bare Steel Gas Main
WI*	Wrought Iron Gas Main
PH*	High Density Polyethylene Gas Main
PM*	Medium Density Polyethylene Gas Main

PRESSURE CODES

*LP	Low Pressure (<0.5 PSIG or 14" W.C.)
*IP	Intermediate Pressure (>2 PSIG ≤ 10 PSIG)
*MP	Medium Pressure (>10 PSIG ≤ 60 PSIG)
*HP	High Pressure (>60 PSIG)

MISCELLANEOUS CODES

*-SER	Service
*-R	Riser
(TC)	Transmission Class

Gas Main Installation Method Label References

AT	Attached
BH	Bridge Hanger
BLGH	Building Hanger
DB	Directional Bore
IS	Inserted
OC	Open Cut
PB	Pneumatic Bore
PL	Plowed
RT	Roof Top
(E)	Existing
(P)	Proposed

Gas Facility Symbology

x"GV	Gas Valve
x"PV	Critical Gas Valve (Gate - GV, Plug - PV, PE Ball - BP, ST Ball - BV)
x"HVTT	High Volume Tapping Tee
x"SST	Pressure Control Fitting - ShortStopp Tee
x"SPH	Pressure Control Fitting - Spherical Tee
x"MF-BO	Pressure Control Fitting - Mueller Bottom-out
x"MF-SO	Pressure Control Fitting - Mueller Side-out
x"MF-FT	Pressure Control Fitting - Mueller Flange Tee
x"SS	Pressure Control Fitting - ShortStopp
x"MF	Pressure Control Fitting - Mueller Stopper
x"x x" POLYTAP	Polytapp Side Saddle Fitting
	Transition
	End Cap
	Riser
	Reducer
EM	Electronic Marker
TWS	Flush-mounted Tracer Wire Station
	Post Pipeline Marker with Tracer Wire
MM	Gas Main Marker without Tracer Wire
W	Test Well
R	Regulator Station
R	Single Customer Regulator
M	Meter
MR	Meter with Regulator
	Test Point (Station)
T	Gas Service Tie-over
R	Gas Service Replacement
MMO	Meter Move Out

Swing Tie Symbology

T	Telephone Manhole
D	Drain Manhole
E	Electric Manhole
	Catch Basis
S	Sewer Manhole
	Fire Hydrant
	Utility Pole
	Property Marker
T	Telephone Pedestal
C	Television Pedestal
U	Unknown Manhole
WB	Water Box
WG	Water Gate
E	Electric Pedestal
	Iron Pin
	Light Pole
	INSIDE METER
	OUTSIDE METER

ISSUED FOR CONSTRUCTION

COMMONWEALTH OF MASSACHUSETTS
DANIEL D'ELETTO CIVIL No. 55061
PROFESSIONAL ENGINEER
DANIEL D'ELETTO, P.E. 2025.06.12 08:52:51-04'00'

TRC
215 GREENFIELD PKY | Suite 102 | LIVERPOOL, NY 13088

811 Know what's below. Call before you dig.

FIELD VERIFY DIMENSIONS PRIOR TO PIPE FABRICATION

No.	Description	Date	Dw/Ck
1	MOVE TEXT BLOCKING METER LOCATION	6/11/25	KMQ/DD
0	ISSUED FOR CONSTRUCTION	4/22/25	KMQ/AS

Revision/Status

EVERSOURCE ENERGY

WINN ALLEN PARK - MASTER METER, SPRINGFIELD, MA

PROJECT # 25EG111 / WORK ORDER # 19907900

LEGEND

SCALE: 1"=40' ON 22"X34" SHEET 03 OF 40

Drawn by / Date	Checked by / Date	Drawing Number	Rev. No.
KMQ 3/7/2025	AS 3/11/2025	25-MA-SPR-00129-DR-03	1

Winn Allen Park - Pro Drawing Rev0.dwg
EGMA DRAWING TEMPLATE - 02-28-2023
C:\users\kquinton\projectwise\f\d\d0456219\
Jun 11, 2025 - 9:32am

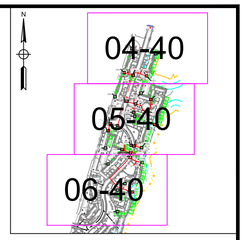

KEY MAP
SCALE: N.T.S.

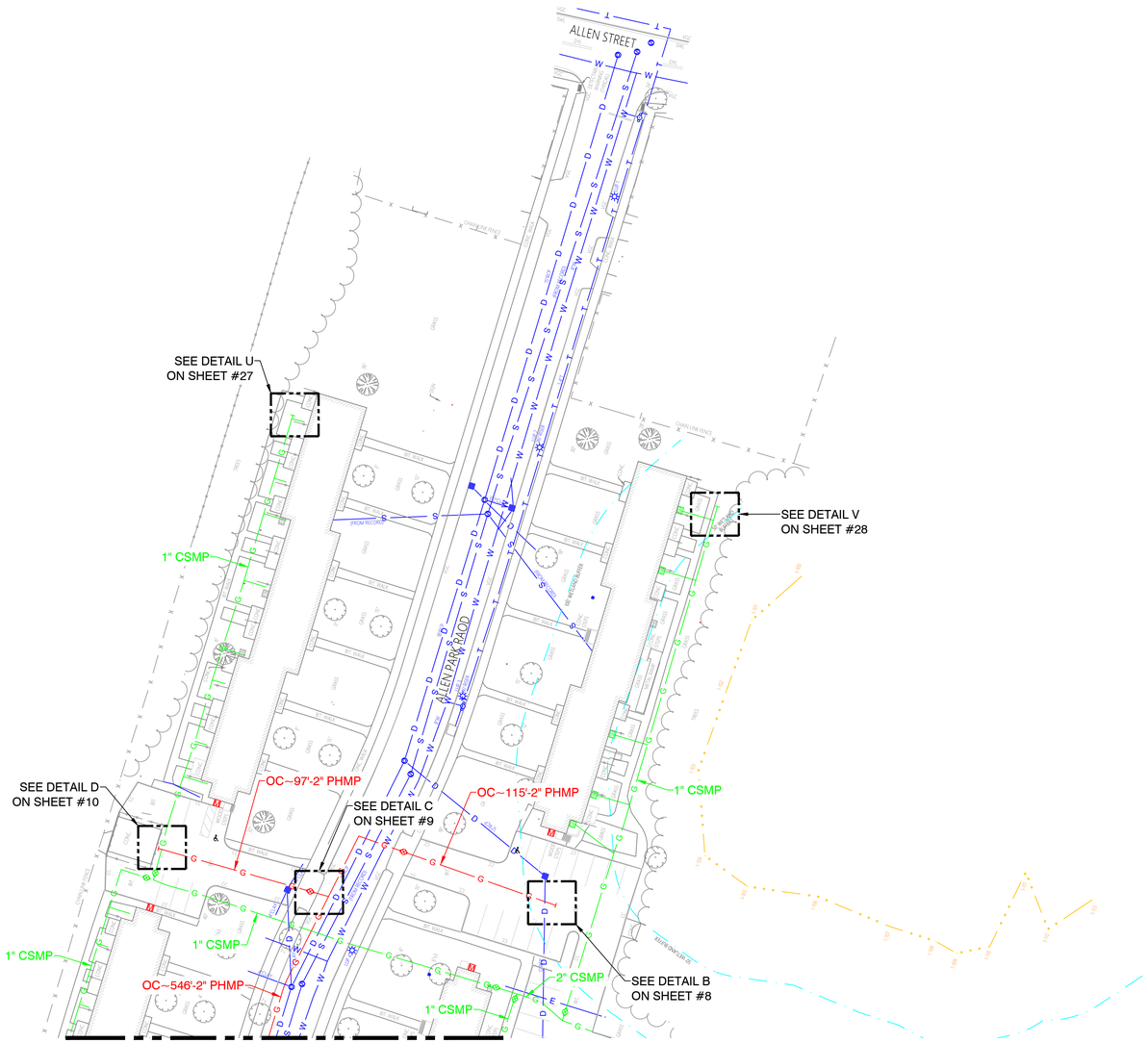

MATCH LINE - SHEET 5 OF 40

No.	Description	Date	Dw/Ck
1	MOVE TEXT BLOCKING METER LOCATION	6/11/25	KMQ/DD
0	ISSUED FOR CONSTRUCTION	4/22/25	KMQ/AS

Revision/Status

ISSUED FOR CONSTRUCTION

COMMONWEALTH OF MASSACHUSETTS
DANIEL D'ELETTO
CIVIL
No. 55061
PROFESSIONAL ENGINEER

DANIEL D'ELETTO, P.E.
2025.06.12 08:52:51-04'00'

TRC
215 GREENFIELD PKY | Suite 102 | LIVERPOOL, NY 13088

811
Know what's below.
Call before you dig.

FIELD VERIFY DIMENSIONS PRIOR TO PIPE FABRICATION

EVERSOURCE ENERGY

WINN ALLEN PARK - MASTER METER, SPRINGFIELD, MA
PROJECT # 25EG111 / WORK ORDER # 19907900
PROJECT LOCATION PLANS
SCALE: 1"=40' ON 22"X34"
SHEET 04 OF 40

Drawn by / Date	Checked by / Date	Drawing Number	Rev. No.
KMQ 3/7/2025	AS 3/11/2025	25-MA-SPR-00129-DR-04	1

Winn Allen Park - Pro Drawing Rev0.dwg
EGMA DRAWING TEMPLATE - 02-28-2023
C:\users\kquinton\projectwise\fsld0456219\
Jun 11, 2025 - 9:32am

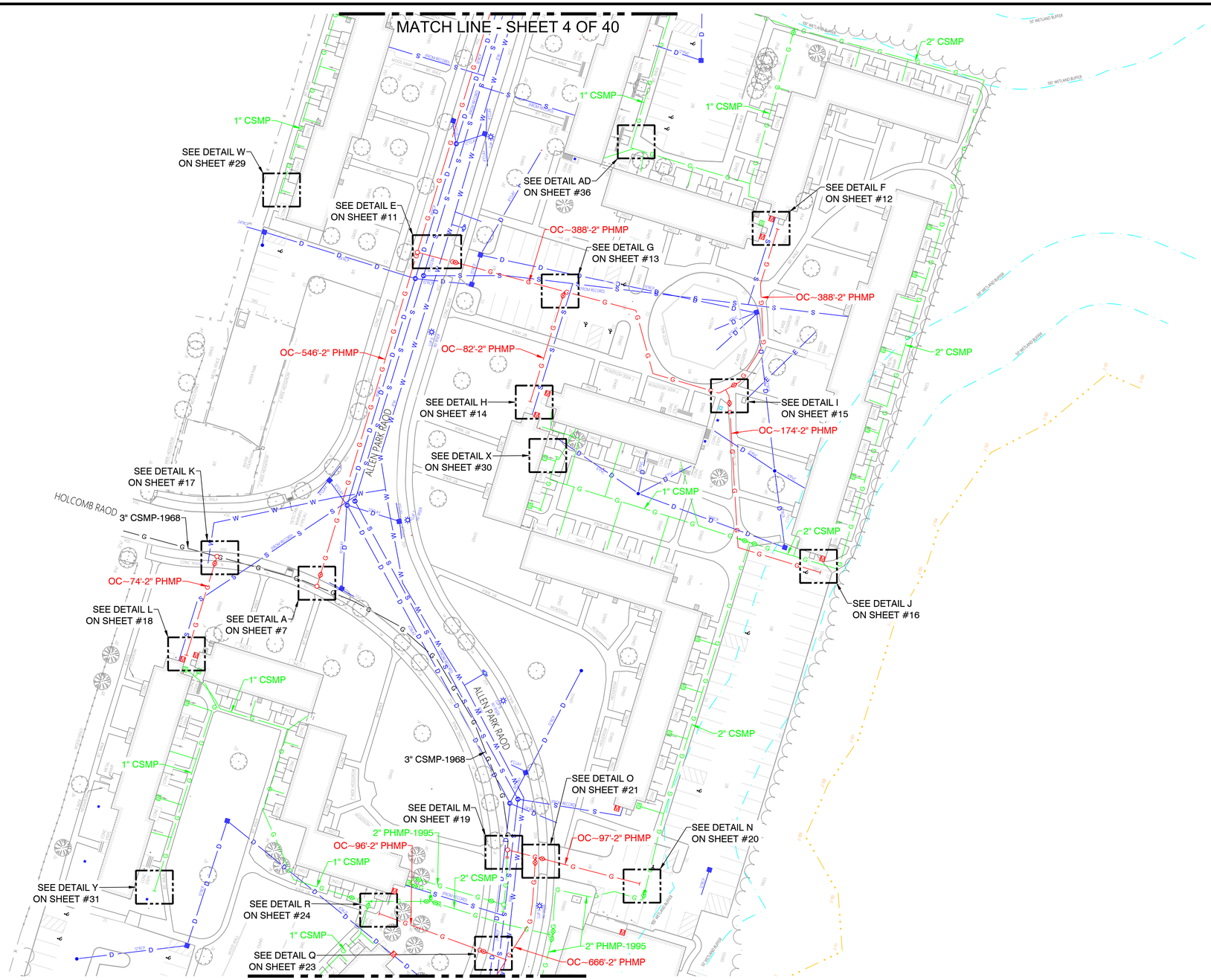

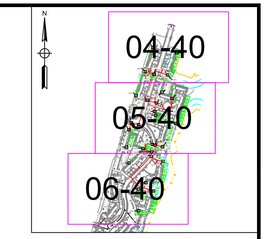

KEY MAP
SCALE: N.T.S.

No.	Description	Date	Dw/Ck
1	MOVE TEXT BLOCKING METER LOCATION	6/11/25	KMQ/DD
0	ISSUED FOR CONSTRUCTION	4/22/25	KMQ/AS

Revision/Status

ISSUED FOR CONSTRUCTION

COMMONWEALTH OF MASSACHUSETTS
DANIEL D'ELETTO
CIVIL
No. 55061
PROFESSIONAL ENGINEER
DANIEL D'ELETTO, P.E. 2025.06.12 08:52:52-04'00'

TRC
215 GREENFIELD PKY | Suite 102 | LIVERPOOL, NY 13088

811 Know what's below. Call before you dig.

FIELD VERIFY DIMENSIONS PRIOR TO PIPE FABRICATION

EVERSOURCE ENERGY

WINN ALLEN PARK - MASTER METER, SPRINGFIELD, MA
PROJECT # 25EG111 / WORK ORDER # 19907900
PROJECT LOCATION PLANS

SCALE: 1"=40' ON 22"X34" | SHEET 05 OF 40

Drawn by / Date	Checked by / Date	Drawing Number	Rev. No.
KMQ 3/7/2025	AS 3/11/2025	25-MA-SPR-00129-DR-05	1

Winn Allen Park - Pro Drawing Rev0.dwg
EGMA DRAWING TEMPLATE - 02-28-2023
C:\users\kquinton\projectwise\fs\d\d0456219\
Jun 11, 2025 - 9:32am

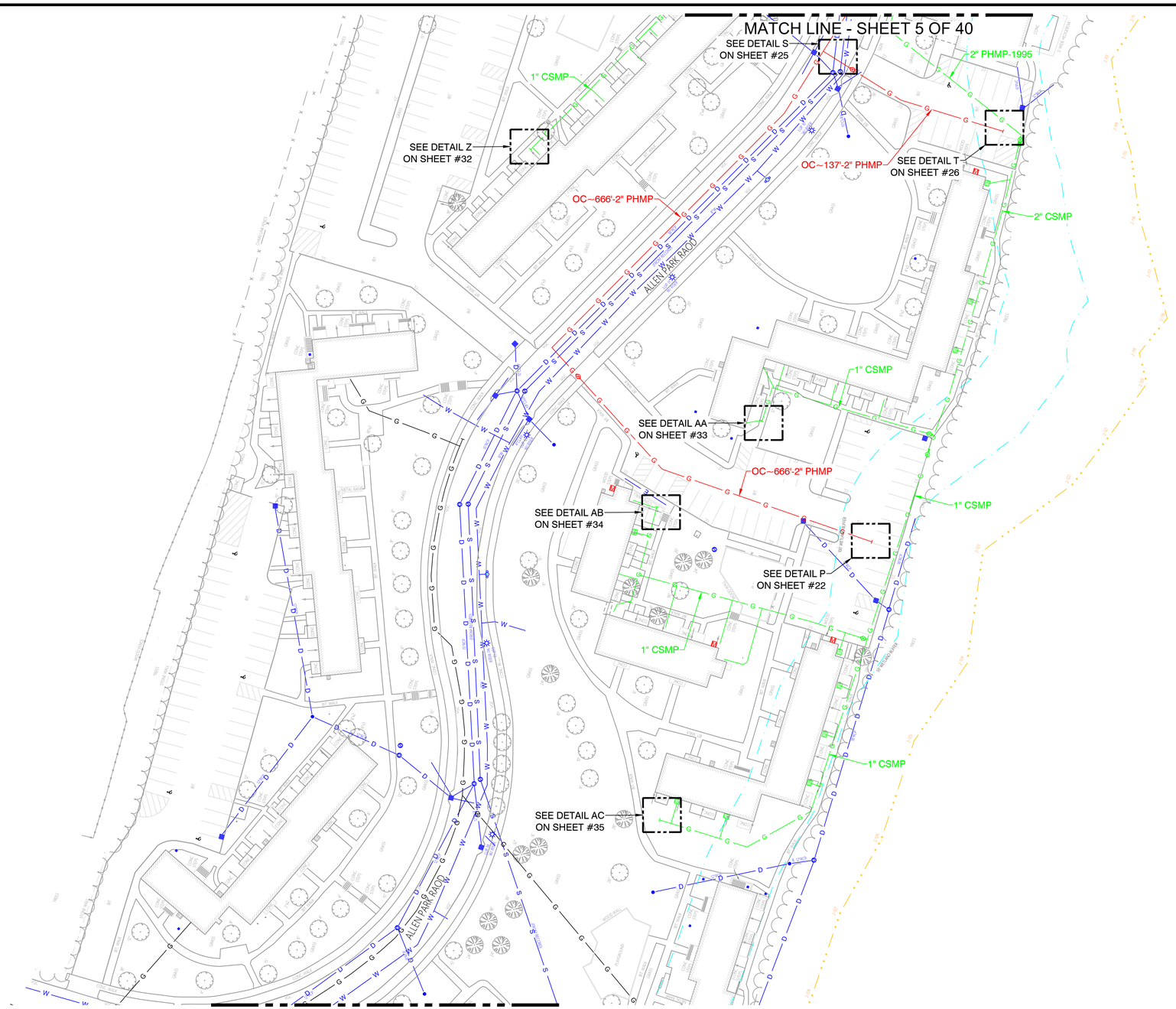

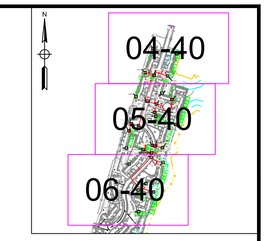

KEY MAP
SCALE: N.T.S.

N

Winn Allen Park - Pro Drawing Rev0.dwg

EGMA DRAWING TEMPLATE - 02-28-2023

C:\users\kquinton\projectwise\fs\id0456219\

No.	Description	Date	Dw/Ck
1	MOVE TEXT BLOCKING METER LOCATION	6/11/25	KMQ/DD
0	ISSUED FOR CONSTRUCTION	4/22/25	KMQ/AS

Revision/Status

ISSUED FOR CONSTRUCTION

COMMONWEALTH OF MASSACHUSETTS
DANIEL D'ELETTO
CIVIL
No. 55061
PROFESSIONAL ENGINEER
DANIEL D'ELETTO, P.E.
2025.06.12 08:52:52-04'00'

TRC
215 GREENFIELD PKY | Suite 102 | LIVERPOOL, NY 13088

811
Know what's below.
Call before you dig.

FIELD VERIFY DIMENSIONS PRIOR TO PIPE FABRICATION

EVERSOURCE ENERGY

WINN ALLEN PARK - MASTER METER, SPRINGFIELD, MA

PROJECT # 25EG111 / WORK ORDER # 19907900

PROJECT LOCATION PLANS

SCALE: 1"=40' ON 22"X34" | SHEET 06 OF 40

Drawn by / Date	Checked by / Date	Drawing Number	Rev. No.
KMQ 3/7/2025	AS 3/11/2025	25-MA-SPR-00129-DR-06	1

Jun 11, 2025 - 9:32am

WINN ALLEN PARK, SPRINGFIELD				DETAIL "A" PREPARATORY	
REQUIRED BILL OF MATERIALS					
Item Number	MRC Stock Number	Maximo Part Number	Description	Quantity	Units
296	63420207	610060	TEE, NON-BLOWING, FOR VALVE, 2 IN TEE OUTLET X 2 IN MAIN, WELDED, 250 PSIG, W/ CI CAP, CMA 44788502	1	EA
33	14281726	562087	VALVE,BALL, 2 IN IPS SDR 11, BUTT FUSION ENDS, FULL PORT, HDPE, PE-4710	1	EA
488	63420117	610264	NIPPLE,PIPE, NON-BLOWING, DRILL, 1-1/4 IN X 3 IN, WELDED, 1440 PSIG, CMA 2485855	1	EA
72	63151162	546256	FITTING, TRANSITION, 2 IN IPS CS X 2 IN IPS, PE4710, SDR 11, STEEL WELD X PLASITC, BUTT WELD	1	EA

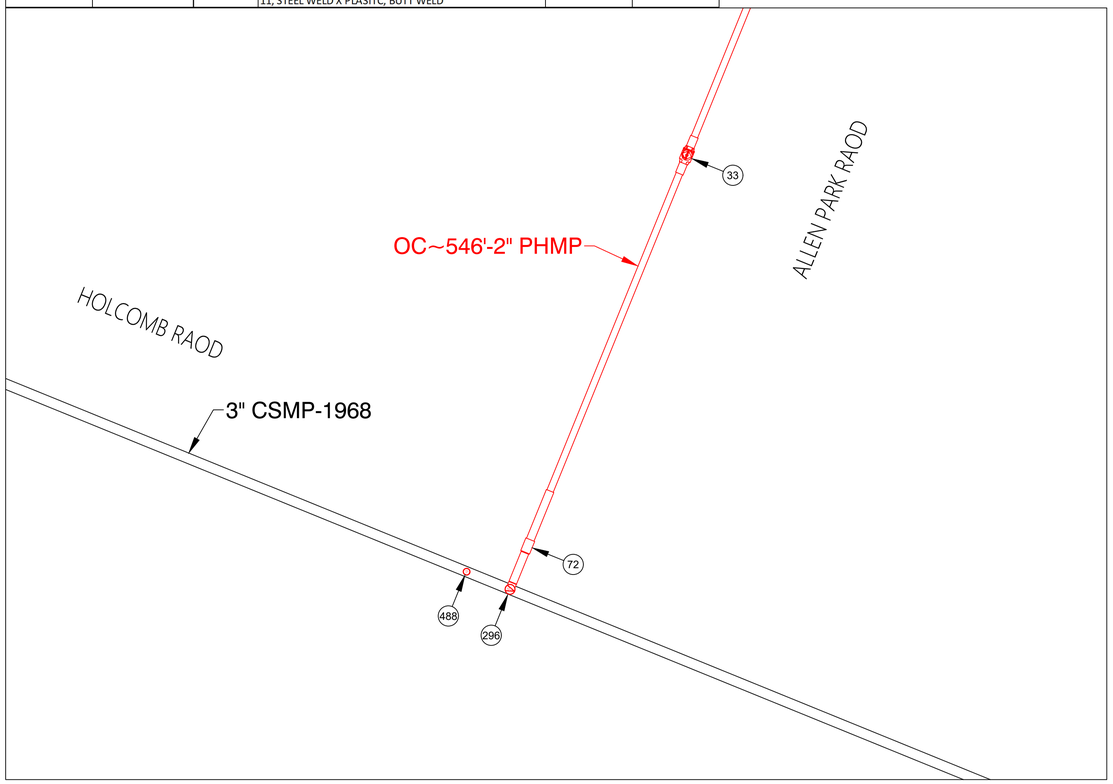

PREPARATORY TIE-IN DETAIL A
NOT TO SCALE

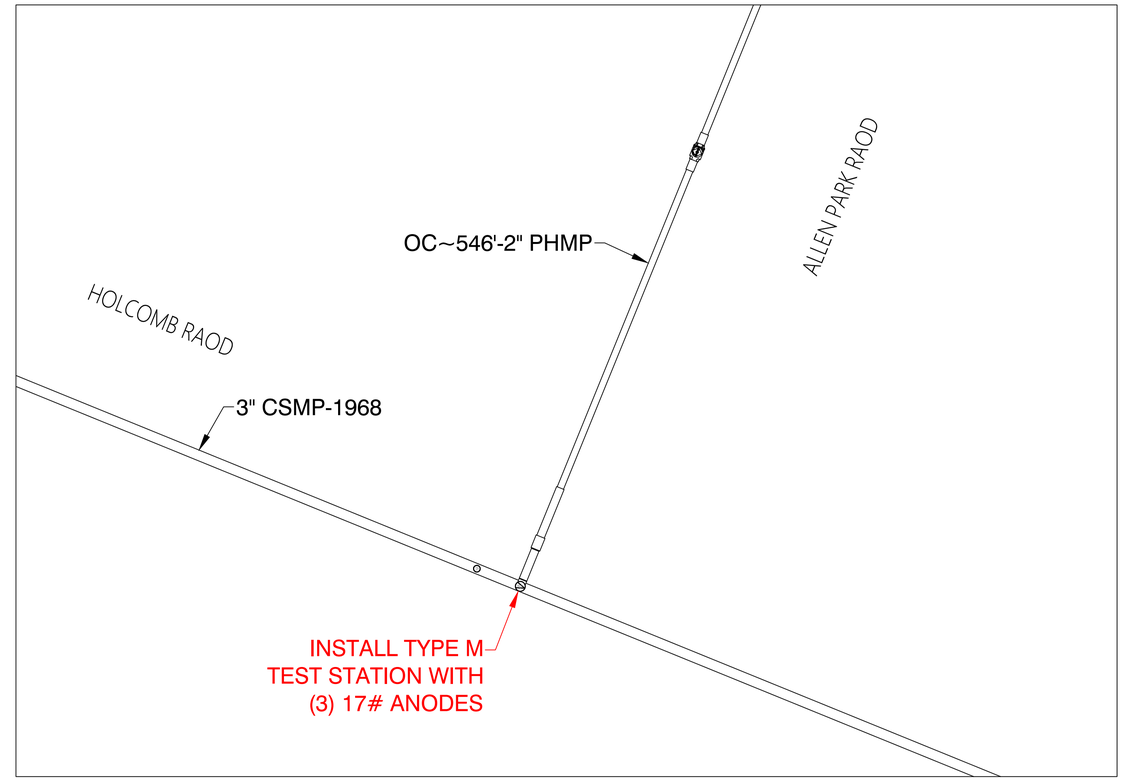

FINAL TIE-IN DETAIL A
NOT TO SCALE

ISSUED FOR CONSTRUCTION

COMMONWEALTH OF MASSACHUSETTS
DANIEL D'ELETTO
CIVIL
No. 55061
PROFESSIONAL ENGINEER
DANIEL D'ELETTO, P.E. 2025.06.12 08:52:53-04'00'

TRC
215 GREENFIELD PKY | Suite 102 | LIVERPOOL, NY 13088

811
Know what's below.
Call before you dig.

FIELD VERIFY DIMENSIONS PRIOR TO PIPE FABRICATION

No.	Description	Date	Dw/Ck
1	MOVE TEXT BLOCKING METER LOCATION	6/11/25	KMQ/DD
0	ISSUED FOR CONSTRUCTION	4/22/25	KMQ/AS

Revision/Status

EVERSOURCE ENERGY

WINN ALLEN PARK - MASTER METER, SPRINGFIELD, MA
PROJECT # 25EG111 / WORK ORDER # 19907900
PREPARATORY AND FINAL TIE-IN DETAILS
SCALE: 1"=40' ON 22"X34" SHEET 07 OF 40

Drawn by / Date	Checked by / Date	Drawing Number	Rev. No.
KMQ 3/7/2025	AS 3/11/2025	25-MA-SPR-00129-DR-07	1

Winn Allen Park - Pro Drawing Rev0.dwg
EGMA DRAWING TEMPLATE - 02-28-2023
C:\users\kquinton\projectwise\fsfd\d0456219\
Jun 11, 2025 - 9:32am

WINN ALLEN PARK, SPRINGFIELD					DETAIL "B" PREPARATORY
REQUIRED BILL OF MATERIALS					
Item Number	MRC Stock Number	Maximo Part Number	Description	Quantity	Units
1656	MCJUREMA-000	620089	FITTING,COUPLING, PIPE, LYCOFIT, 1 IN IPS SDR11, PLASTIC	1	EA
1660	MCJUREMA-000	602892	FITTING,TEE, 2 IN IPS X 1 IN IPS, ELECTROFUSION, HDPE, WITH BUTT FUSION OUTLET, HDPE, BLACK, ASTM F1055	1	EA
8	63078024	542572	CAP,PIPE, 2 IN IPS SDR 11, BUTT FUSION END, HDPE, P-4710	1	EA

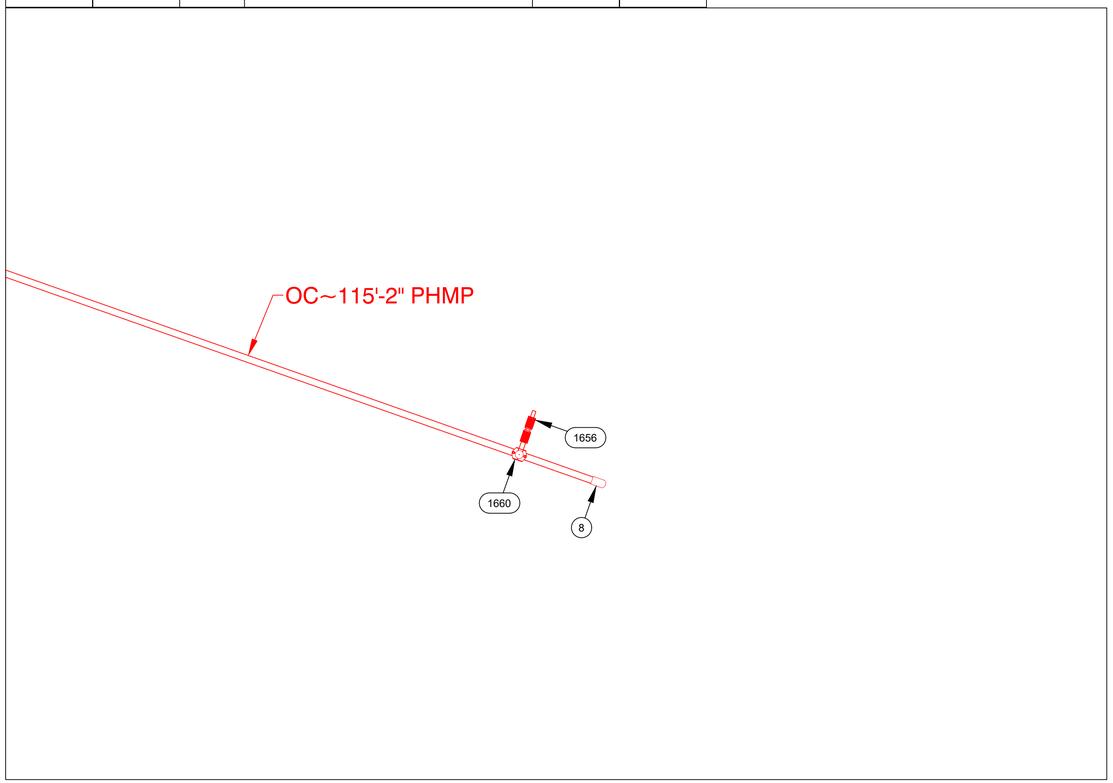

PREPARATORY TIE-IN DETAIL B
NOT TO SCALE

WINN ALLEN PARK, SPRINGFIELD					DETAIL "B" FINAL
REQUIRED BILL OF MATERIALS					
Item Number	MRC Stock Number	Maximo Part Number	Description	Quantity	Units
1653	MCJUREMA-000	620808	FITTING,CAP, LYCOFIT, 1 IN IPS SDR 11, PLASTIC, ASTM F1924	1	EA

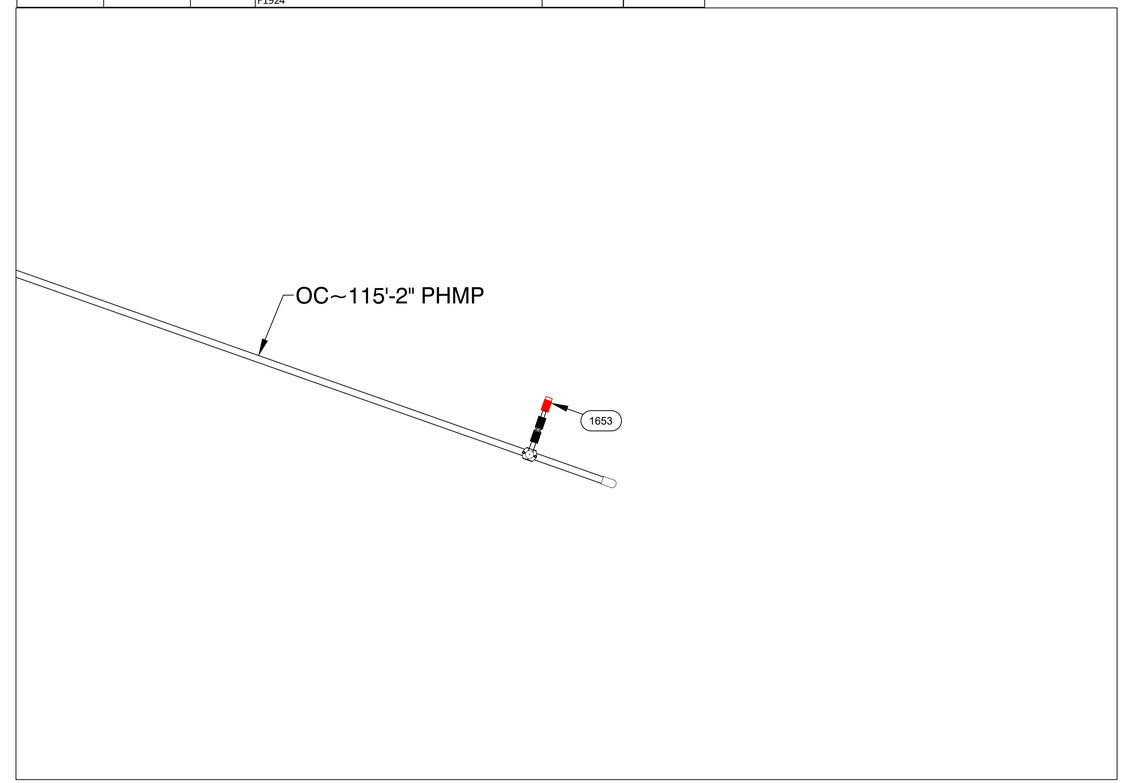

FINAL TIE-IN DETAIL B
NOT TO SCALE

ISSUED FOR CONSTRUCTION

COMMONWEALTH OF MASSACHUSETTS
DANIEL D'ELETTO
CIVIL
No. 55061
PROFESSIONAL ENGINEER
DANIEL D'ELETTO, P.E. 2025.06.12 08:52:53-04'00'

TRC
215 GREENFIELD PKY | Suite 102 | LIVERPOOL, NY 13088

811
Know what's below.
Call before you dig.

FIELD VERIFY DIMENSIONS PRIOR TO PIPE FABRICATION

No.	Description	Date	Dw/Ck
1	MOVE TEXT BLOCKING METER LOCATION	6/11/25	KMQ/DD
0	ISSUED FOR CONSTRUCTION	4/22/25	KMQ/AS

Revision/Status

EVERSOURCE ENERGY

WINN ALLEN PARK - MASTER METER, SPRINGFIELD, MA
PROJECT # 25EG111 / WORK ORDER # 19907900
PREPARATORY AND FINAL TIE-IN DETAILS

SCALE: 1"=40' ON 22"X34" SHEET 08 OF 40

Drawn by / Date	Checked by / Date	Drawing Number	Rev. No.
KMQ 3/7/2025	AS 3/11/2025	25-MA-SPR-00129-DR-08	1

Winn Allen Park - Pro Drawing Rev0.dwg
EGMA DRAWING TEMPLATE - 02-28-2023
C:\users\kquinton\projectwise\fsl\d0456219\
Jun 11, 2025 - 9:32am

WINN ALLEN PARK, SPRINGFIELD				DETAIL "C" PREPARATORY	
REQUIRED BILL OF MATERIALS					
Item Number	MRC Stock Number	Maximo Part Number	Description	Quantity	Units
29	63078441	560705	TEE,PIPE, THREE WAY, 2 IN IPS SDR 11, BUTT FUSION ENDS, HDPE, PE-4710	1	EA
33	14281726	562087	VALVE,BALL, 2 IN IPS SDR 11, BUTT FUSION ENDS, FULL PORT, HDPE, PE-4710	1	EA

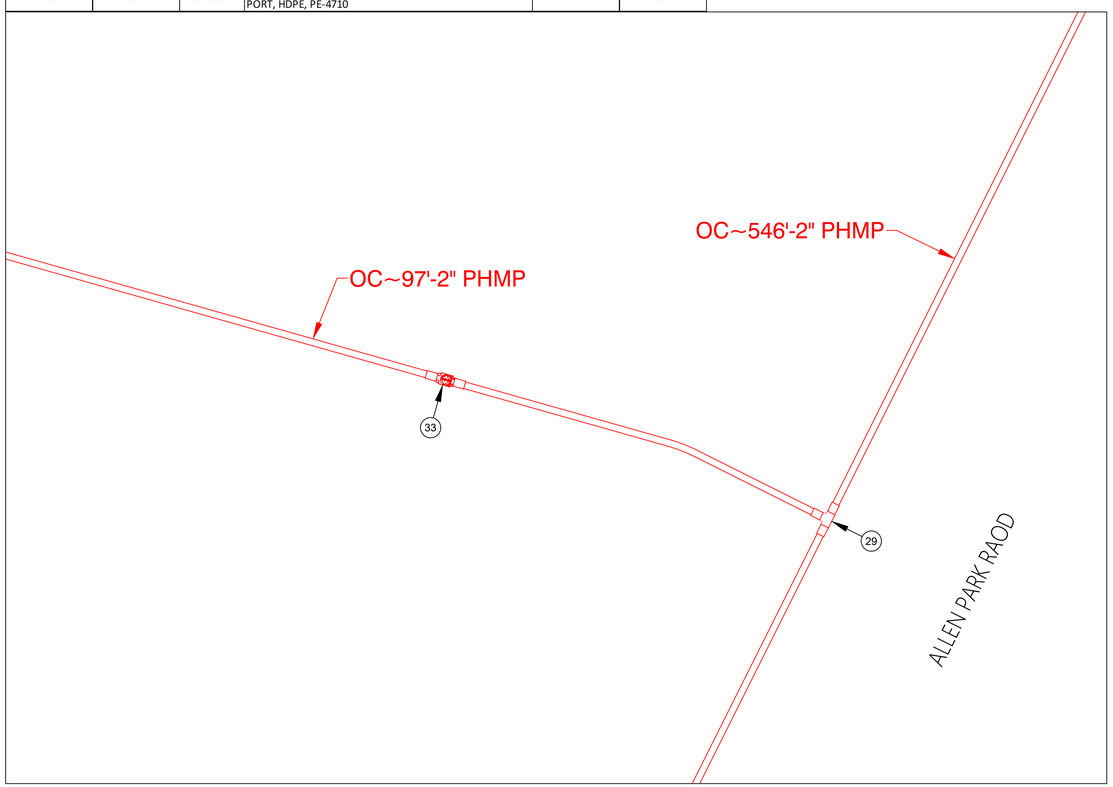

PREPARATORY TIE-IN DETAIL C
NOT TO SCALE

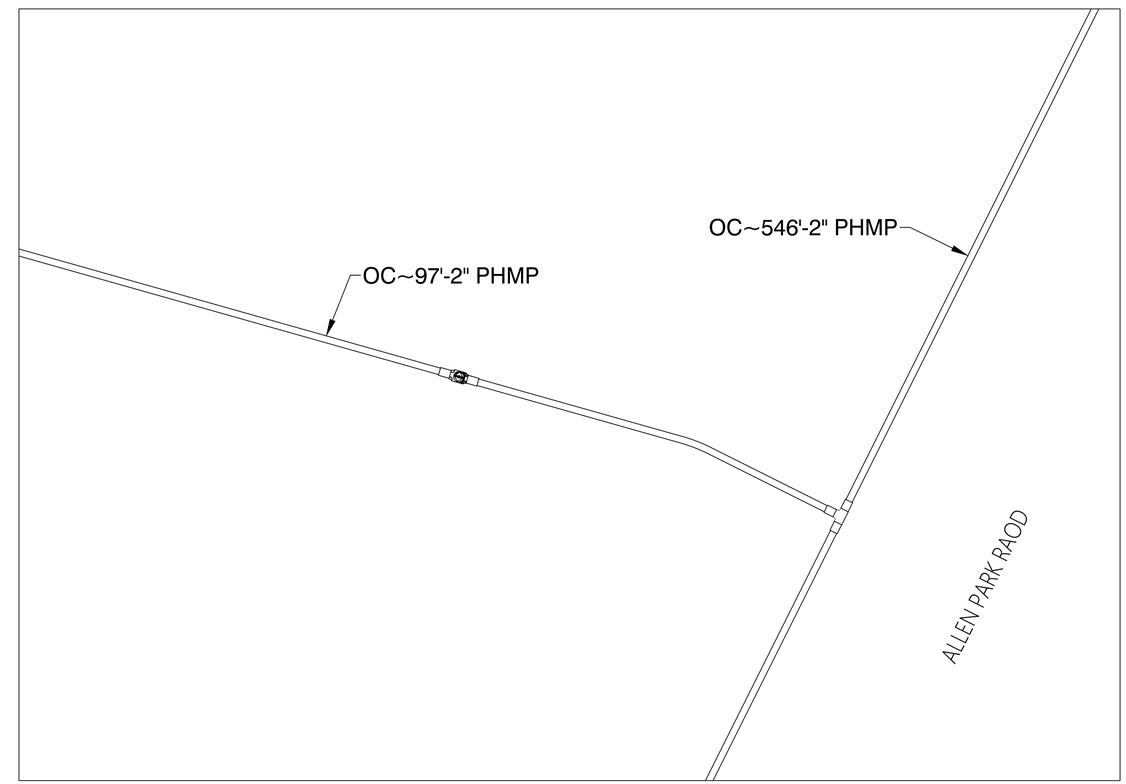

FINAL TIE-IN DETAIL C
NOT TO SCALE

ISSUED FOR CONSTRUCTION

COMMONWEALTH OF MASSACHUSETTS
DANIEL D'ELETTO
CIVIL
No. 55061
PROFESSIONAL ENGINEER
DANIEL D'ELETTO, P.E. 2025.06.12 08:52:54-04'00'

TRC
215 GREENFIELD PKY | Suite 102 | LIVERPOOL, NY 13088
811
Know what's below.
Call before you dig.

FIELD VERIFY DIMENSIONS PRIOR TO PIPE FABRICATION

No.	Description	Date	Dw/Ck
1	MOVE TEXT BLOCKING METER LOCATION	6/11/25	KMQ/DD
0	ISSUED FOR CONSTRUCTION	4/22/25	KMQ/AS

Revision/Status

EVERSOURCE ENERGY

WINN ALLEN PARK - MASTER METER, SPRINGFIELD, MA
PROJECT # 25EG111 / WORK ORDER # 19907900
PREPARATORY AND FINAL TIE-IN DETAILS

SCALE: 1"=40' ON 22"X34" SHEET 09 OF 40

Drawn by / Date	Checked by / Date	Drawing Number	Rev. No.
KMQ 3/7/2025	AS 3/11/2025	25-MA-SPR-00129-DR-09	1

Winn Allen Park - Pro Drawing Rev0.dwg
EGMA DRAWING TEMPLATE - 02-28-2023
C:\users\kquinton\projectwise\fsl\d0456219\
Jun 11, 2025 - 9:32am

WINN ALLEN PARK, SPRINGFIELD				DETAIL "D" PREPARATORY	
REQUIRED BILL OF MATERIALS					
Item Number	MRC Stock Number	Maximo Part Number	Description	Quantity	Units
1656	MCJUREMA-000	620089	FITTING,COUPLING, PIPE, LYCOFIT, 1 IN IPS SDR11, PLASTIC	1	EA
1660	MCJUREMA-000	602892	FITTING,TEE, 2 IN IPS X 1 IN IPS, ELECTROFUSION, HDPE, WITH BUTT FUSION OUTLET, HDPE, BLACK, ASTM F1055	1	EA
8	63078024	542572	CAP,PIPE, 2 IN IPS SDR 11, BUTT FUSION END, HDPE, P-4710	1	EA

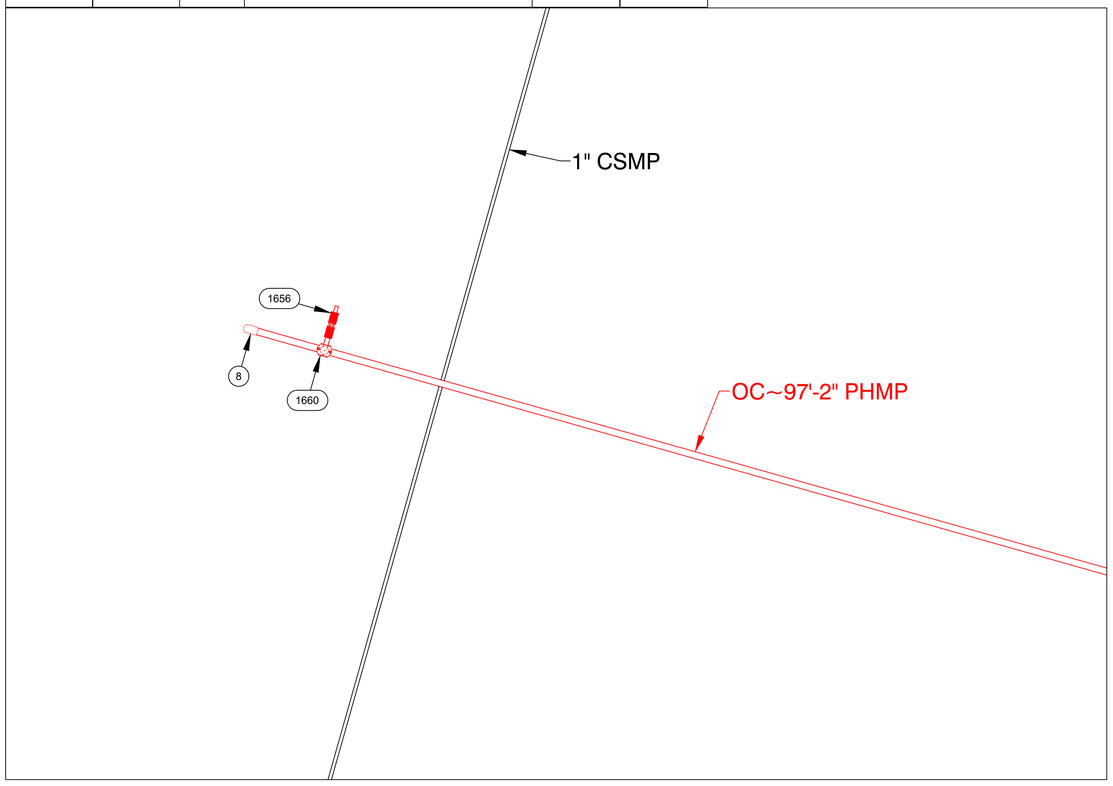

PREPARATORY TIE-IN DETAIL D
NOT TO SCALE

WINN ALLEN PARK, SPRINGFIELD				DETAIL "D" FINAL	
REQUIRED BILL OF MATERIALS					
Item Number	MRC Stock Number	Maximo Part Number	Description	Quantity	Units
1653	MCJUREMA-000	620808	FITTING,CAP, LYCOFIT, 1 IN IPS SDR 11, PLASTIC, ASTM F1924	1	EA

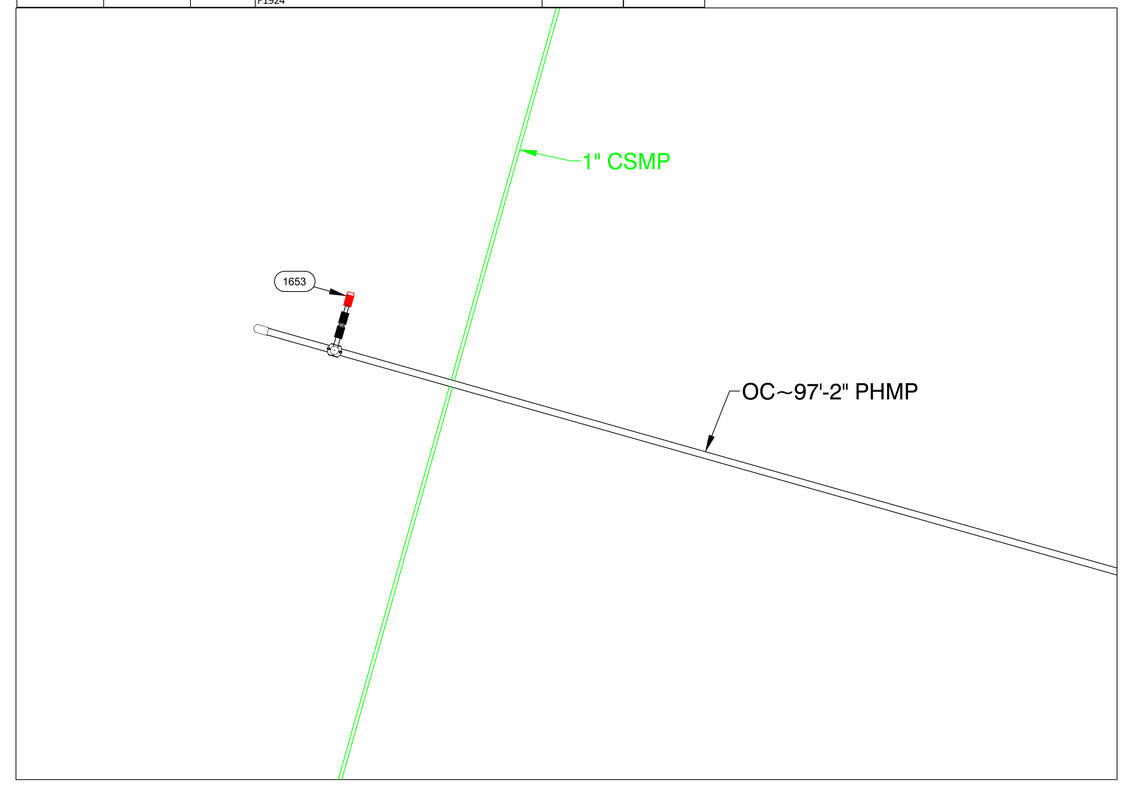

FINAL TIE-IN DETAIL D
NOT TO SCALE

ISSUED FOR CONSTRUCTION

COMMONWEALTH OF MASSACHUSETTS
DANIEL D'ELETTO
CIVIL
No. 55061
PROFESSIONAL ENGINEER
DANIEL D'ELETTO, P.E. 2025.06.12 08:52:54-04'00'

TRC
215 GREENFIELD PKY | Suite 102 | LIVERPOOL, NY 13088

811
Know what's below.
Call before you dig.

FIELD VERIFY DIMENSIONS PRIOR TO PIPE FABRICATION

No.	Description	Date	Dw/Ck
1	MOVE TEXT BLOCKING METER LOCATION	6/11/25	KMQ/DD
0	ISSUED FOR CONSTRUCTION	4/22/25	KMQ/AS

Revision/Status

EVERSOURCE ENERGY

WINN ALLEN PARK - MASTER METER, SPRINGFIELD, MA
PROJECT # 25EG111 / WORK ORDER # 19907900
PREPARATORY AND FINAL TIE-IN DETAILS

SCALE:1"=40' ON 22"X34" SHEET 10 OF 40

Drawn by / Date	Checked by / Date	Drawing Number	Rev. No.
KMQ 3/7/2025	AS 3/11/2025	25-MA-SPR-00129-DR-10	1

Winn Allen Park - Pro Drawing Rev0.dwg
EGMA DRAWING TEMPLATE - 02-28-2023
C:\users\kquinton\projectwise\fs\d0456219\
Jun 11, 2025 - 9:32am

WINN ALLEN PARK, SPRINGFIELD				DETAIL "E" PREPARATORY	
REQUIRED BILL OF MATERIALS					
Item Number	MRC Stock Number	Maximo Part Number	Description	Quantity	Units
33	14281726	562087	VALVE,BALL, 2 IN IPS SDR 11, BUTT FUSION ENDS, FULL PORT, HDPE, PE-4710	1	EA
48	63051215	500866	TEE, PIPE, NON-BLOWING, ELECTROFUSION TAPPING TEE 2 IN IPS MAIN X 1 /2 IN CTS 0.090 IN THK WALL STAB OUTLET, HDPE, BLACK	1	EA
60	63051341	584303	FITTING,TEE, 2 IN IPS X 2 IN IPS, HDPE, ELECTROFUSION HIGH VOLUME TAPPING TEE WITH BUTT FUSION OUTLET, HDPE, ASTM F1055, BLACK, GFCP	1	EA
98	63424035	610764	FITTING,COUPLING, PIPE, LYCOFIT, 1/2 IN CTS X 0.090 IN WALL THK, PLASTIC, CMA 21658100	1	EA

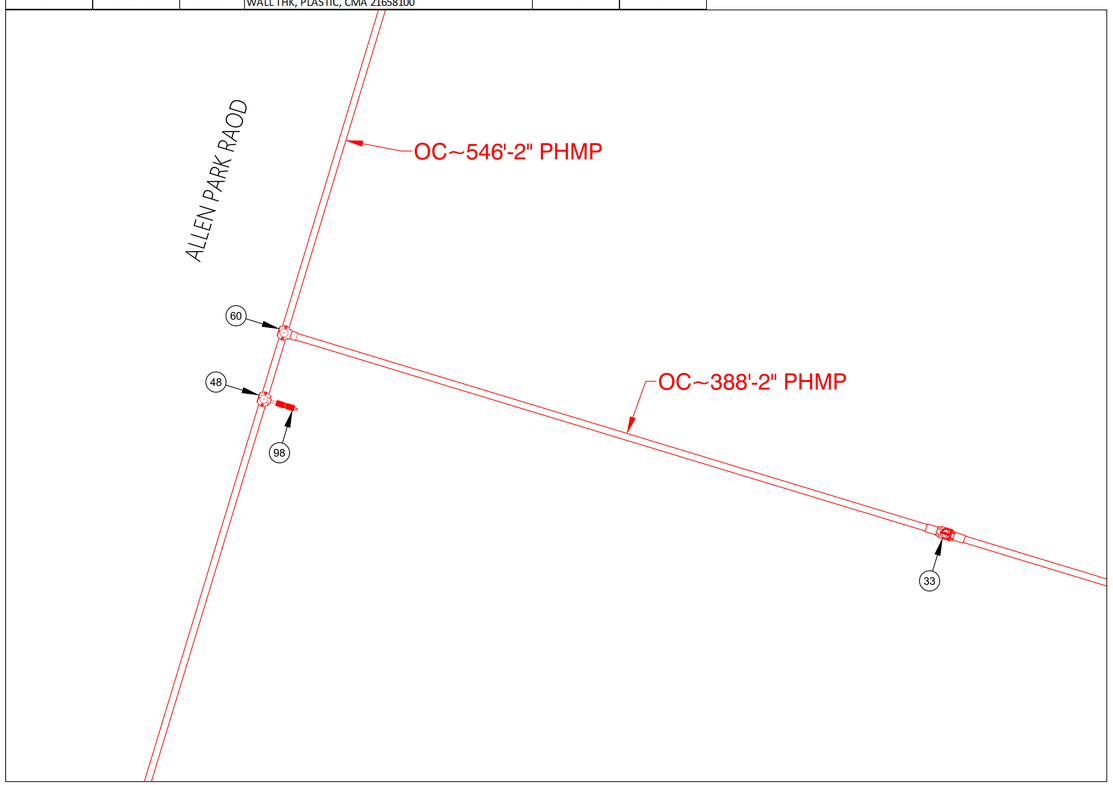

PREPARATORY TIE-IN DETAIL E
NOT TO SCALE

WINN ALLEN PARK, SPRINGFIELD				DETAIL "E" FINAL	
REQUIRED BILL OF MATERIALS					
Item Number	MRC Stock Number	Maximo Part Number	Description	Quantity	Units
90	63424221	610757	FITTING,CAP, END, LYCOFIT, 1/2 IN CTS X 0.090 IN THK WALL, PLASTIC, CMA 750823	1	EA

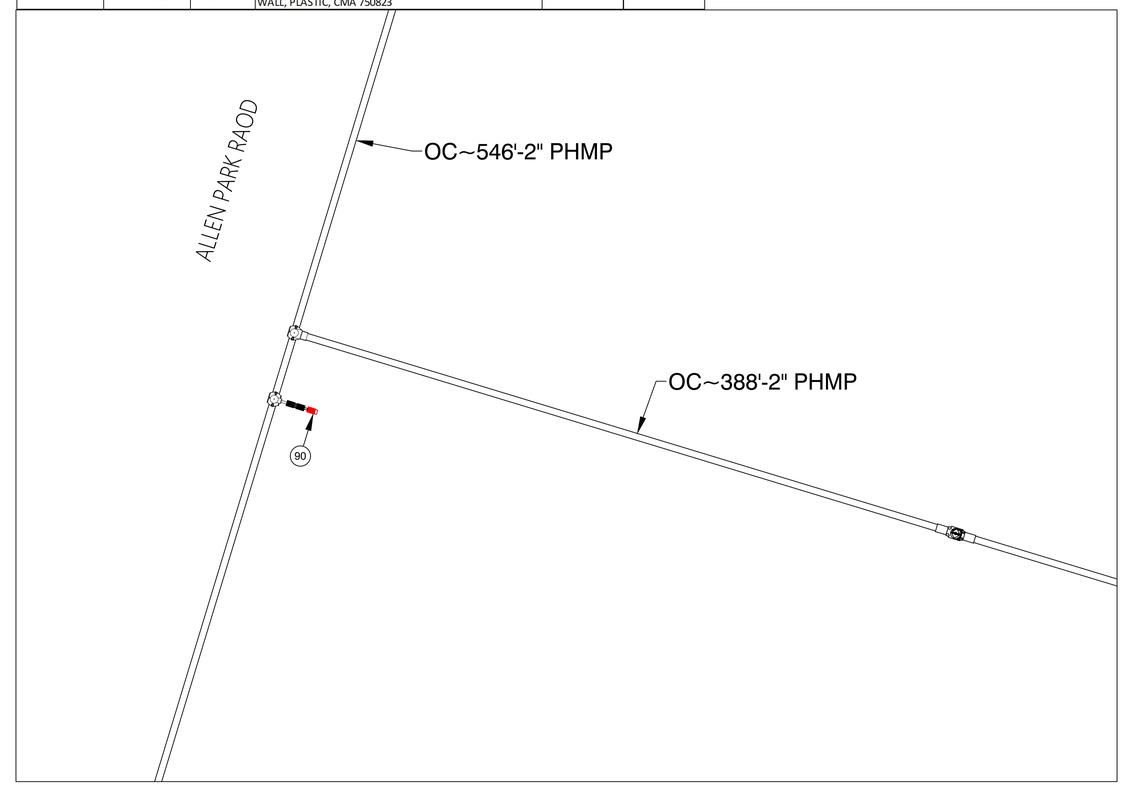

FINAL TIE-IN DETAIL E
NOT TO SCALE

ISSUED FOR CONSTRUCTION

COMMONWEALTH OF MASSACHUSETTS
DANIEL D'ELETTO
CIVIL
No. 55061
PROFESSIONAL ENGINEER
DANIEL D'ELETTO, P.E. 2025.06.12 08:52:55-04'00'

TRC
215 GREENFIELD PKY | Suite 102 | LIVERPOOL, NY 13088

811
Know what's below.
Call before you dig.

FIELD VERIFY DIMENSIONS PRIOR TO PIPE FABRICATION

No.	Description	Date	Dw/Ck
1	MOVE TEXT BLOCKING METER LOCATION	6/11/25	KMQ/DD
0	ISSUED FOR CONSTRUCTION	4/22/25	KMQ/AS

Revision/Status

EVERSOURCE ENERGY

WINN ALLEN PARK - MASTER METER, SPRINGFIELD, MA
PROJECT # 25EG111 / WORK ORDER # 19907900
PREPARATORY AND FINAL TIE-IN DETAILS

SCALE: 1"=40' ON 22"X34" SHEET 11 OF 40

Drawn by / Date	Checked by / Date	Drawing Number	Rev. No.
KMQ 3/7/2025	AS 3/11/2025	25-MA-SPR-00129-DR-11	1

Winn Allen Park - Pro Drawing Rev0.dwg
EGMA DRAWING TEMPLATE - 02-28-2023
C:\users\kquinton\projectwise\fsl\d0456219\
Jun 11, 2025 - 9:32am

WINN ALLEN PARK, SPRINGFIELD					DETAIL "F" PREPARATORY
REQUIRED BILL OF MATERIALS					
Item Number	MRC Stock Number	Maximo Part Number	Description	Quantity	Units
1656	MCJUREMA-000	620089	FITTING,COUPLING, PIPE, LYCOFIT, 1 IN IPS SDR11, PLASTIC	1	EA
1660	MCJUREMA-000	602892	FITTING,TEE, 2 IN IPS X 1 IN IPS, ELECTROFUSION, HDPE, WITH BUTT FUSION OUTLET, HDPE, BLACK, ASTM F1055	1	EA
8	63078024	542572	CAP,PIPE, 2 IN IPS SDR 11, BUTT FUSION END, HDPE, P-4710	1	EA

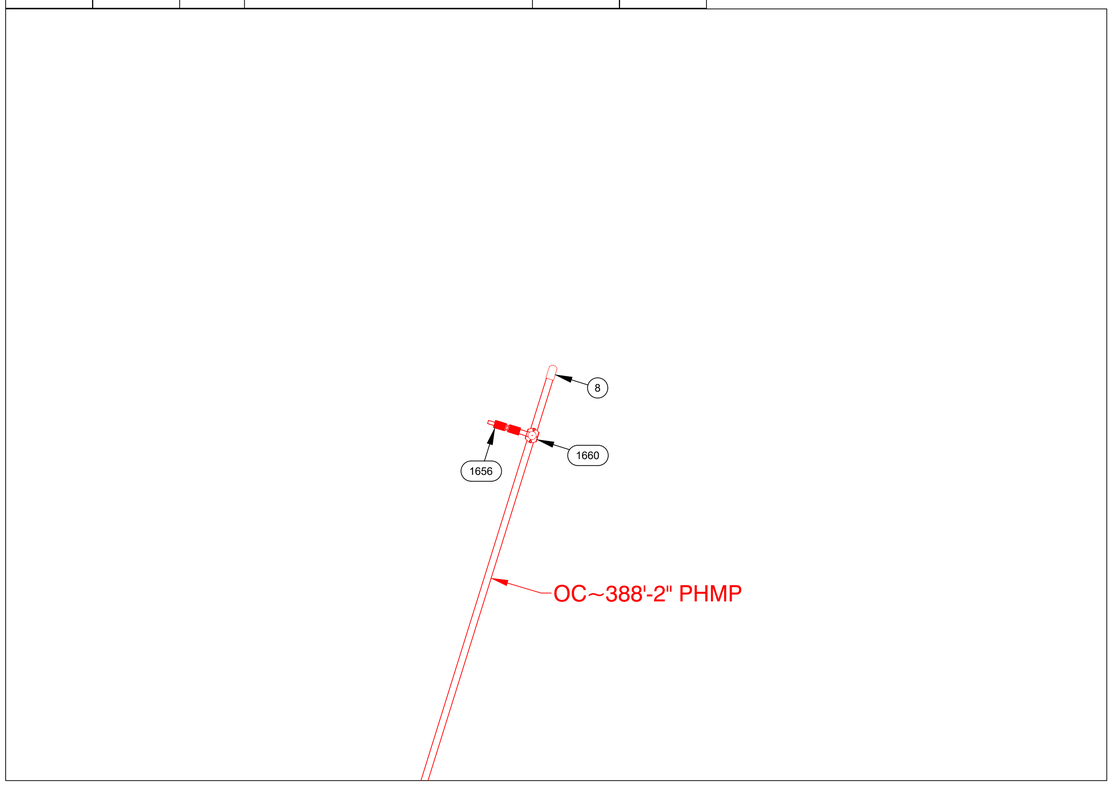

PREPARATORY TIE-IN DETAIL F
NOT TO SCALE

WINN ALLEN PARK, SPRINGFIELD					DETAIL "F" FINAL
REQUIRED BILL OF MATERIALS					
Item Number	MRC Stock Number	Maximo Part Number	Description	Quantity	Units
1653	MCJUREMA-000	620808	FITTING,CAP, LYCOFIT, 1 IN IPS SDR 11, PLASTIC, ASTM F1924	1	EA

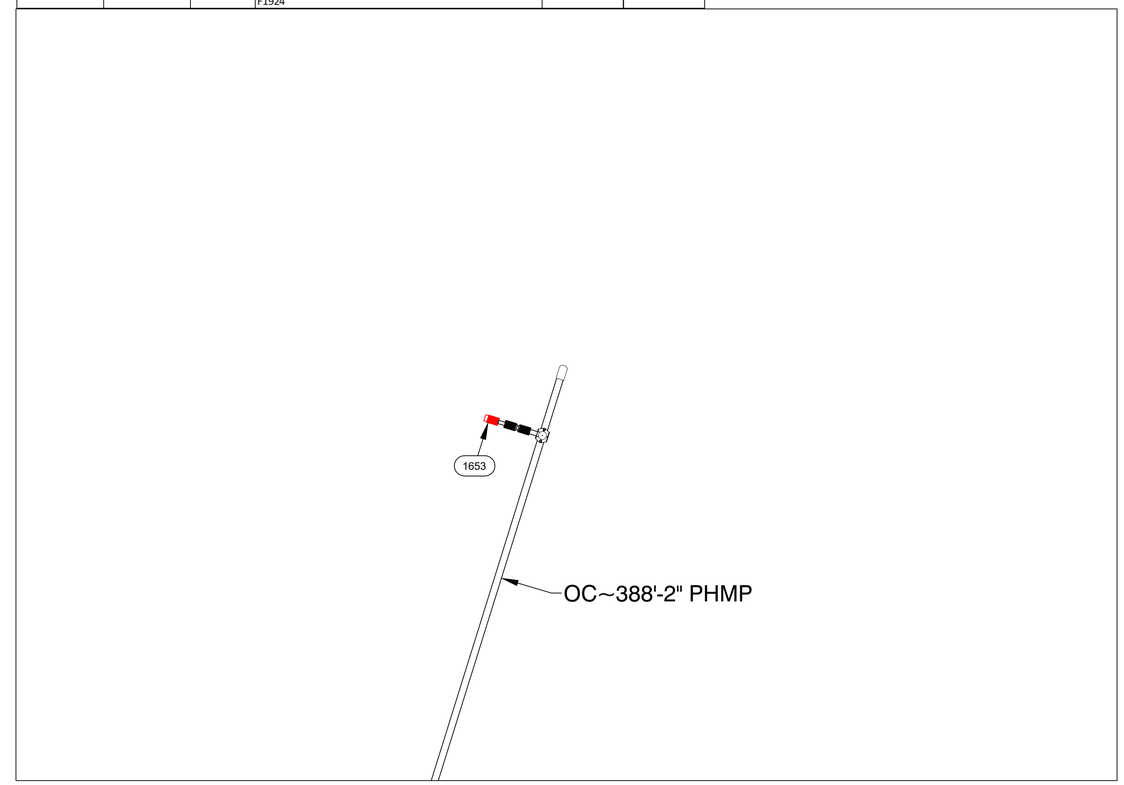

FINAL TIE-IN DETAIL F
NOT TO SCALE

ISSUED FOR CONSTRUCTION

COMMONWEALTH OF MASSACHUSETTS
DANIEL D'ELETTO
CIVIL
No. 55061
PROFESSIONAL ENGINEER
DANIEL D'ELETTO, P.E. 2025.06.12 08:52:55-04'00'

TRC
215 GREENFIELD PKY | Suite 102 | LIVERPOOL, NY 13088

811
Know what's below.
Call before you dig.

FIELD VERIFY DIMENSIONS PRIOR TO PIPE FABRICATION

No.	Description	Date	Dw/Ck
1	MOVE TEXT BLOCKING METER LOCATION	6/11/25	KMQ/DD
0	ISSUED FOR CONSTRUCTION	4/22/25	KMQ/AS

Revision/Status

EVERSOURCE ENERGY

WINN ALLEN PARK - MASTER METER, SPRINGFIELD, MA
PROJECT # 25EG111 / WORK ORDER # 19907900
PREPARATORY AND FINAL TIE-IN DETAILS

SCALE: 1"=40' ON 22"X34" SHEET 12 OF 40

Drawn by / Date	Checked by / Date	Drawing Number	Rev. No.
KMQ 3/7/2025	AS 3/11/2025	25-MA-SPR-00129-DR-12	1

Winn Allen Park - Pro Drawing Rev0.dwg
EGMA DRAWING TEMPLATE - 02-28-2023
C:\users\kquinton\projectwise\fsl\d0456219\
Jun 11, 2025 - 9:32am

WINN ALLEN PARK, SPRINGFIELD				DETAIL "G" PREPARATORY	
REQUIRED BILL OF MATERIALS					
Item Number	MRC Stock Number	Maximo Part Number	Description	Quantity	Units
29	63078441	560705	TEE,PIPE, THREE WAY, 2 IN IPS SDR 11, BUTT FUSION ENDS, HDPE, PE-4710	1	EA
33	14281726	562087	VALVE,BALL, 2 IN IPS SDR 11, BUTT FUSION ENDS, FULL PORT, HDPE, PE-4710	1	EA

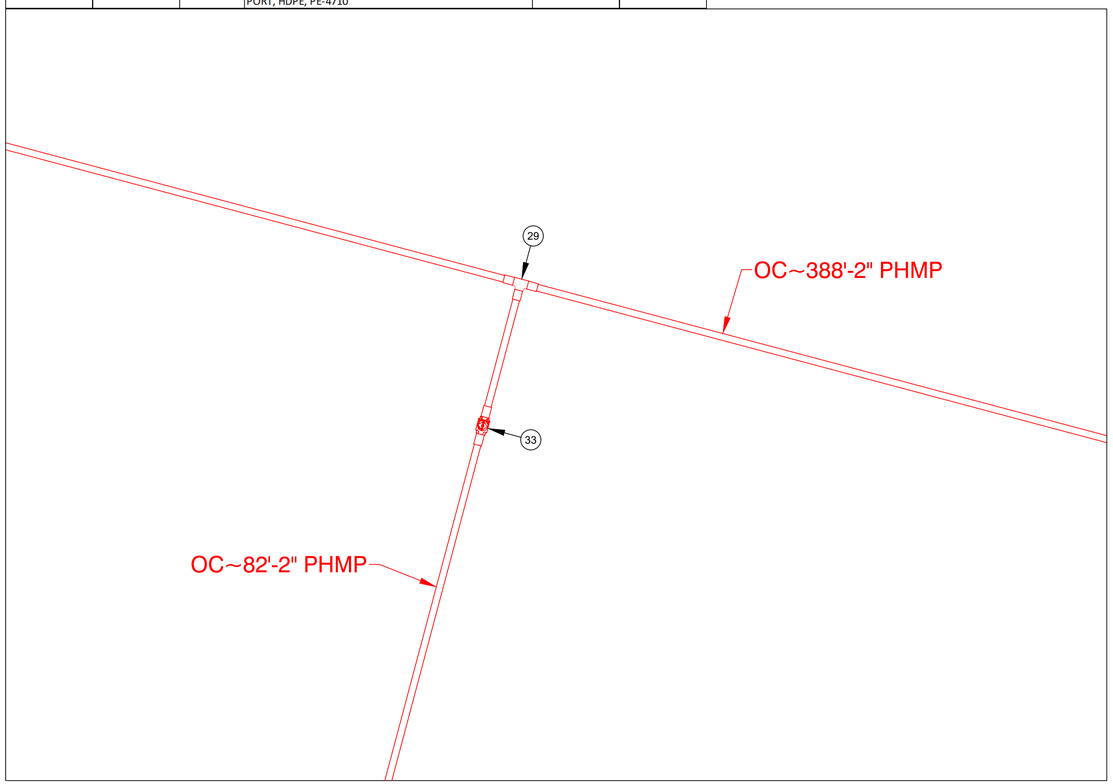

PREPARATORY TIE-IN DETAIL G
NOT TO SCALE

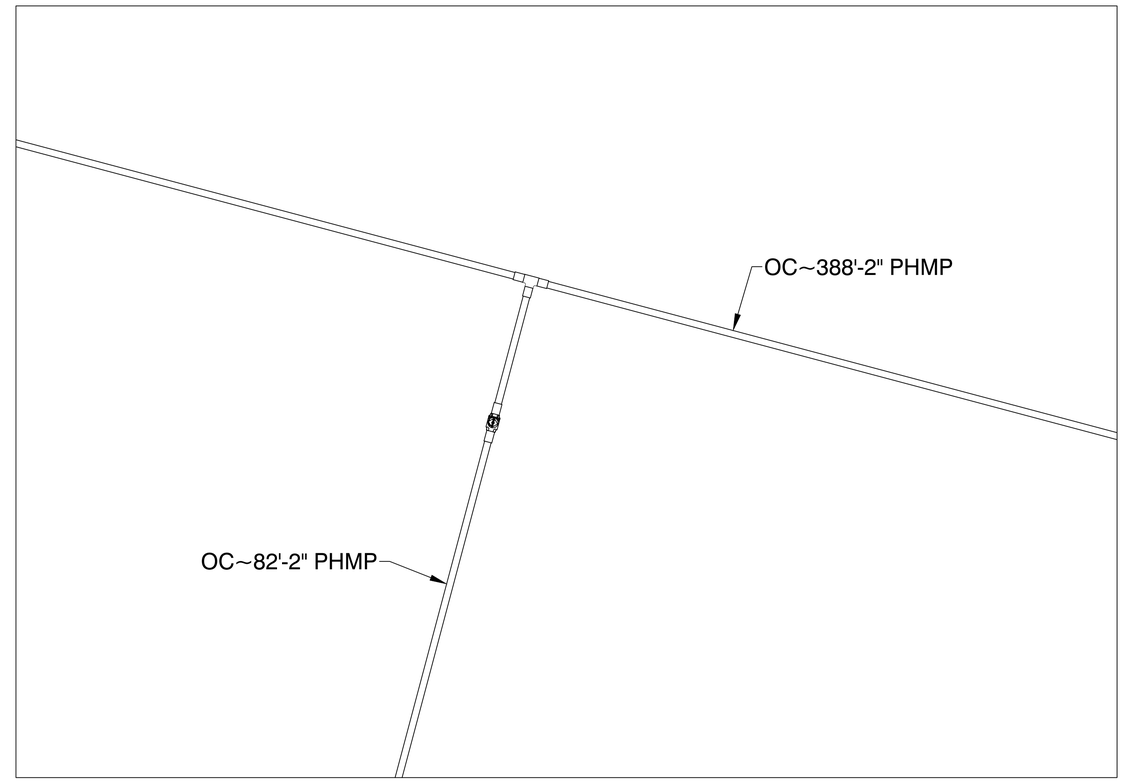

FINAL TIE-IN DETAIL G
NOT TO SCALE

No.	Description	Date	Dw/Ck
1	MOVE TEXT BLOCKING METER LOCATION	6/11/25	KMQ/DD
0	ISSUED FOR CONSTRUCTION	4/22/25	KMQ/AS

Revision/Status

EVERSOURCE ENERGY

WINN ALLEN PARK - MASTER METER, SPRINGFIELD, MA
PROJECT # 25EG111 / WORK ORDER # 19907900
PREPARATORY AND FINAL TIE-IN DETAILS

SCALE: 1"=40' ON 22"X34" SHEET 13 OF 40

Drawn by / Date	Checked by / Date	Drawing Number	Rev. No.
KMQ 3/7/2025	AS 3/11/2025	25-MA-SPR-00129-DR-13	1

ISSUED FOR CONSTRUCTION

COMMONWEALTH OF MASSACHUSETTS
DANIEL D'ELETTO
CIVIL
No. 55061
PROFESSIONAL ENGINEER
DANIEL D'ELETTO, P.E. 2025.06.12 08:52:56-04'00'

TRC
215 GREENFIELD PKY | Suite 102 | LIVERPOOL, NY 13088
811 Know what's below. Call before you dig.

FIELD VERIFY DIMENSIONS PRIOR TO PIPE FABRICATION

Winn Allen Park - Pro Drawing Rev0.dwg
EGMA DRAWING TEMPLATE - 02-28-2023
C:\users\kquinton\projectwise\fsl\d0456219\
Jun 11, 2025 - 9:32am

WINN ALLEN PARK, SPRINGFIELD					DETAIL "H" PREPARATORY
REQUIRED BILL OF MATERIALS					
Item Number	MRC Stock Number	Maximo Part Number	Description	Quantity	Units
1656	MCJUREMA-000	620089	FITTING,COUPLING, PIPE, LYCOFIT, 1 IN IPS SDR11, PLASTIC	1	EA
1660	MCJUREMA-000	602892	FITTING,TEE, 2 IN IPS X 1 IN IPS, ELECTROFUSION, HDPE, WITH BUTT FUSION OUTLET, HDPE, BLACK, ASTM F1055	1	EA
8	63078024	542572	CAP,PIPE, 2 IN IPS SDR 11, BUTT FUSION END, HDPE, P-4710	1	EA

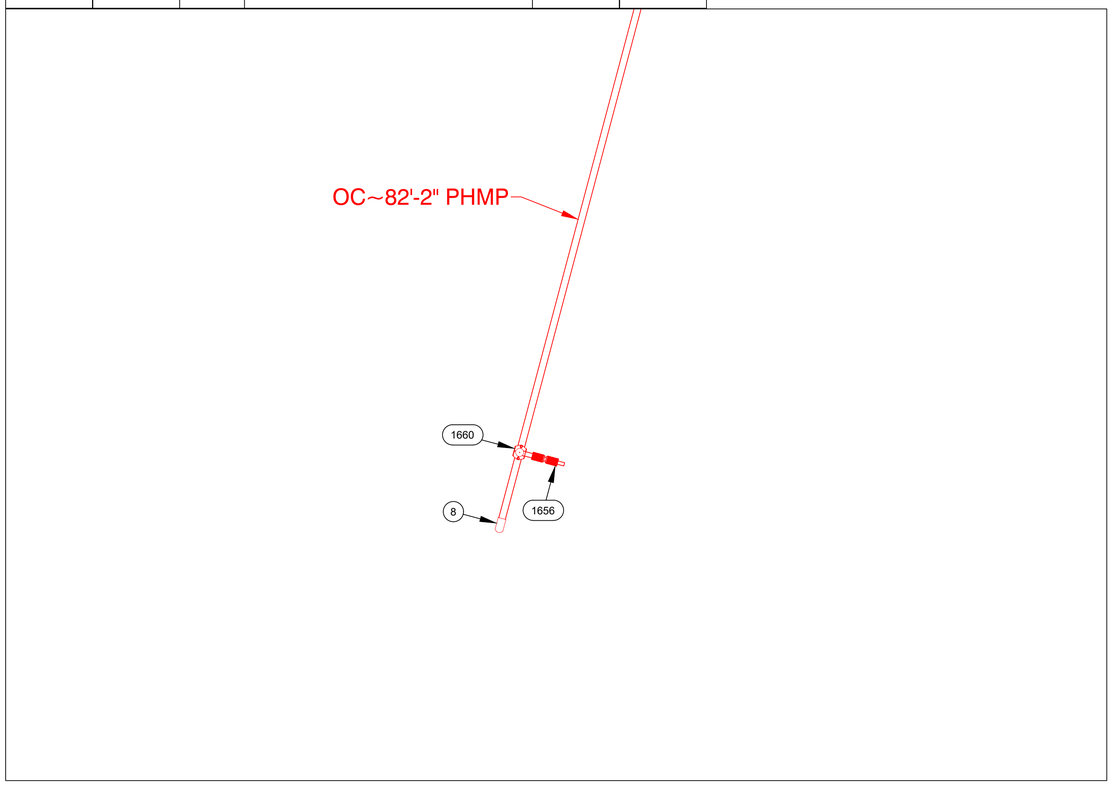

PREPARATORY TIE-IN DETAIL H

NOT TO SCALE

WINN ALLEN PARK, SPRINGFIELD					DETAIL "H" FINAL
REQUIRED BILL OF MATERIALS					
Item Number	MRC Stock Number	Maximo Part Number	Description	Quantity	Units
1653	MCJUREMA-000	620808	FITTING,CAP, LYCOFIT, 1 IN IPS SDR 11, PLASTIC, ASTM F1924	1	EA

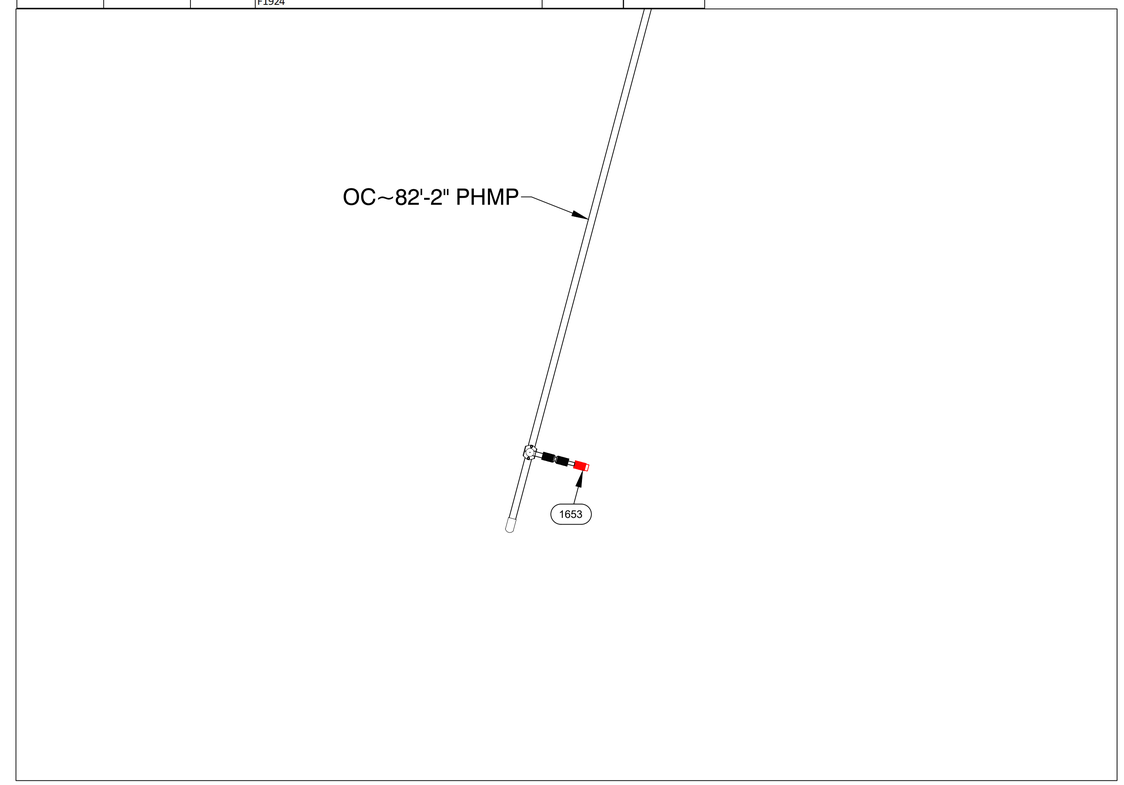

FINAL TIE-IN DETAIL H

NOT TO SCALE

ISSUED FOR CONSTRUCTION

COMMONWEALTH OF MASSACHUSETTS
DANIEL D'ELETTO
CIVIL
No. 55061
PROFESSIONAL ENGINEER

DANIEL D'ELETTO, P.E. 2025.06.12 08:52:56-04'00'

TRC
215 GREENFIELD PKY | Suite 102 | LIVERPOOL, NY 13088

811
Know what's below.
Call before you dig.

FIELD VERIFY DIMENSIONS PRIOR TO PIPE FABRICATION

No.	Description	Date	Dw/Ck
1	MOVE TEXT BLOCKING METER LOCATION	6/11/25	KMQ/DD
0	ISSUED FOR CONSTRUCTION	4/22/25	KMQ/AS

Revision/Status

EVERSOURCE ENERGY

WINN ALLEN PARK - MASTER METER, SPRINGFIELD, MA

PROJECT # 25EG111 / WORK ORDER # 19907900

PREPARATORY AND FINAL TIE-IN DETAILS

SCALE:1"=40' ON 22"X34" SHEET 14 OF 40

Drawn by / Date	Checked by / Date	Drawing Number	Rev. No.
KMQ 3/7/2025	AS 3/11/2025	25-MA-SPR-00129-DR-14	1

Winn Allen Park - Pro Drawing Rev0.dwg
EGMA DRAWING TEMPLATE - 02-28-2023
C:\users\kquinton\projectwise\fsi\d0456219\
Jun 11, 2025 - 9:32am

WINN ALLEN PARK, SPRINGFIELD				DETAIL "I" PREPARATORY	
REQUIRED BILL OF MATERIALS					
Item Number	**MRC Stock Number**	**Maximo Part Number**	**Description**	**Quantity**	**Units**
29	63078441	560705	TEE,PIPE, THREE WAY, 2 IN IPS SDR 11, BUTT FUSION ENDS, HDPE, PE-4710	1	EA
33	14281726	562087	VALVE,BALL, 2 IN IPS SDR 11, BUTT FUSION ENDS, FULL PORT, HDPE, PE-4710	2	EA

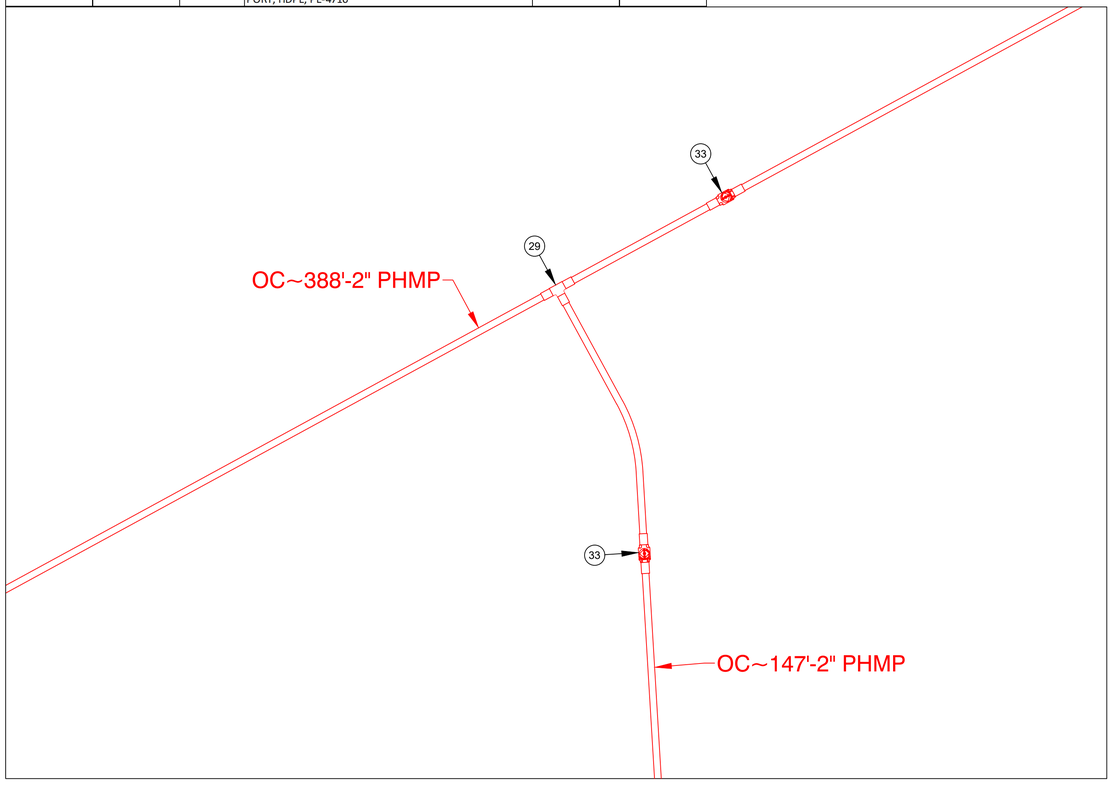

PREPARATORY TIE-IN DETAIL I
NOT TO SCALE

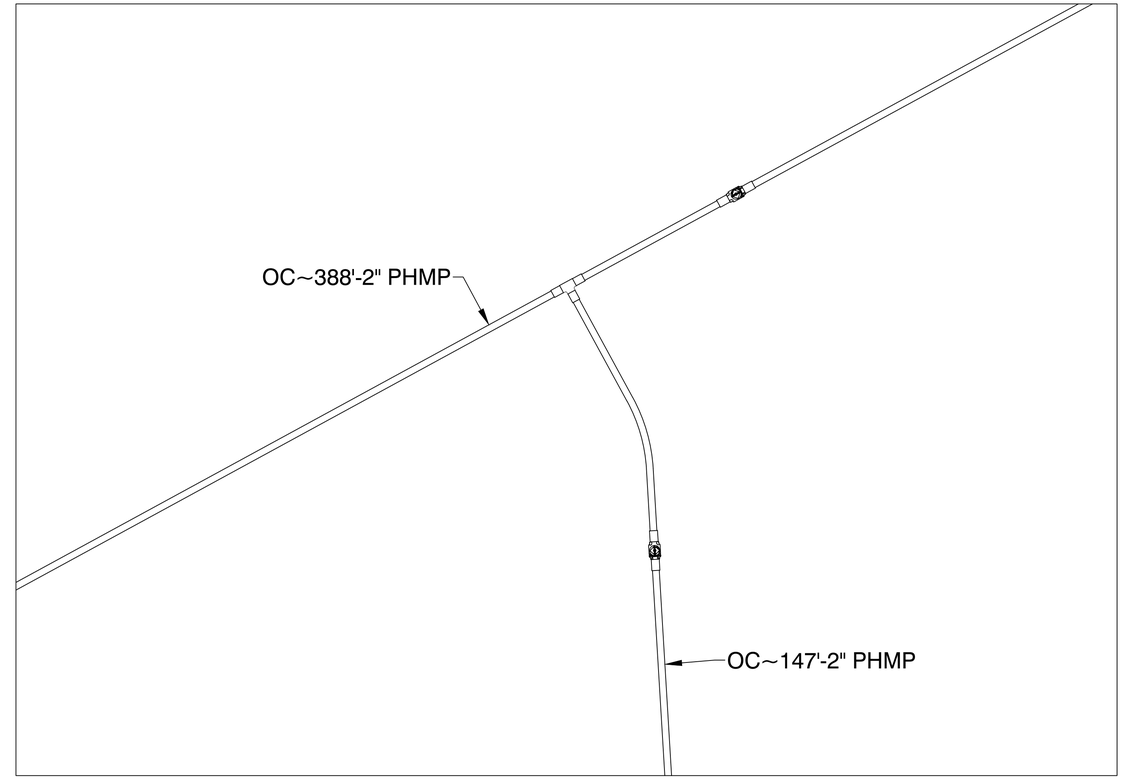

FINAL TIE-IN DETAIL I
NOT TO SCALE

ISSUED FOR CONSTRUCTION

COMMONWEALTH OF MASSACHUSETTS
DANIEL D'ELETTO
CIVIL
No. 55061
PROFESSIONAL ENGINEER
DANIEL D'ELETTO, P.E. 2025.06.12 08:52:57-04'00'

TRC
215 GREENFIELD PKY | Suite 102 | LIVERPOOL, NY 13088

811
Know what's below.
Call before you dig.

FIELD VERIFY DIMENSIONS PRIOR TO PIPE FABRICATION

No.	Description	Date	Dw/Ck
1	MOVE TEXT BLOCKING METER LOCATION	6/11/25	KMQ/DD
0	ISSUED FOR CONSTRUCTION	4/22/25	KMQ/AS

Revision/Status

EVERSOURCE ENERGY

WINN ALLEN PARK - MASTER METER, SPRINGFIELD, MA
PROJECT # 25EG111 / WORK ORDER # 19907900
PREPARATORY AND FINAL TIE-IN DETAILS
SCALE:1"=40' ON 22"X34" SHEET 15 OF 40

Drawn by / Date	Checked by / Date	Drawing Number	Rev. No.
KMQ 3/7/2025	AS 3/11/2025	25-MA-SPR-00129-DR-15	1

Winn Allen Park - Pro Drawing Rev0.dwg
EGMA DRAWING TEMPLATE - 02-28-2023
C:\users\kquinton\projectwise\fs\d0456219\
Jun 11, 2025 - 9:32am

WINN ALLEN PARK, SPRINGFIELD					DETAIL "J" PREPARATORY
REQUIRED BILL OF MATERIALS					
Item Number	MRC Stock Number	Maximo Part Number	Description	Quantity	Units
1656	MCJUREMA-000	620089	FITTING,COUPLING, PIPE, LYCOFIT, 1 IN IPS SDR11, PLASTIC	1	EA
1660	MCJUREMA-000	602892	FITTING,TEE, 2 IN IPS X 1 IN IPS, ELECTROFUSION, HDPE, WITH BUTT FUSION OUTLET, HDPE, BLACK, ASTM F1055	1	EA
8	63078024	542572	CAP,PIPE, 2 IN IPS SDR 11, BUTT FUSION END, HDPE, P-4710	1	EA

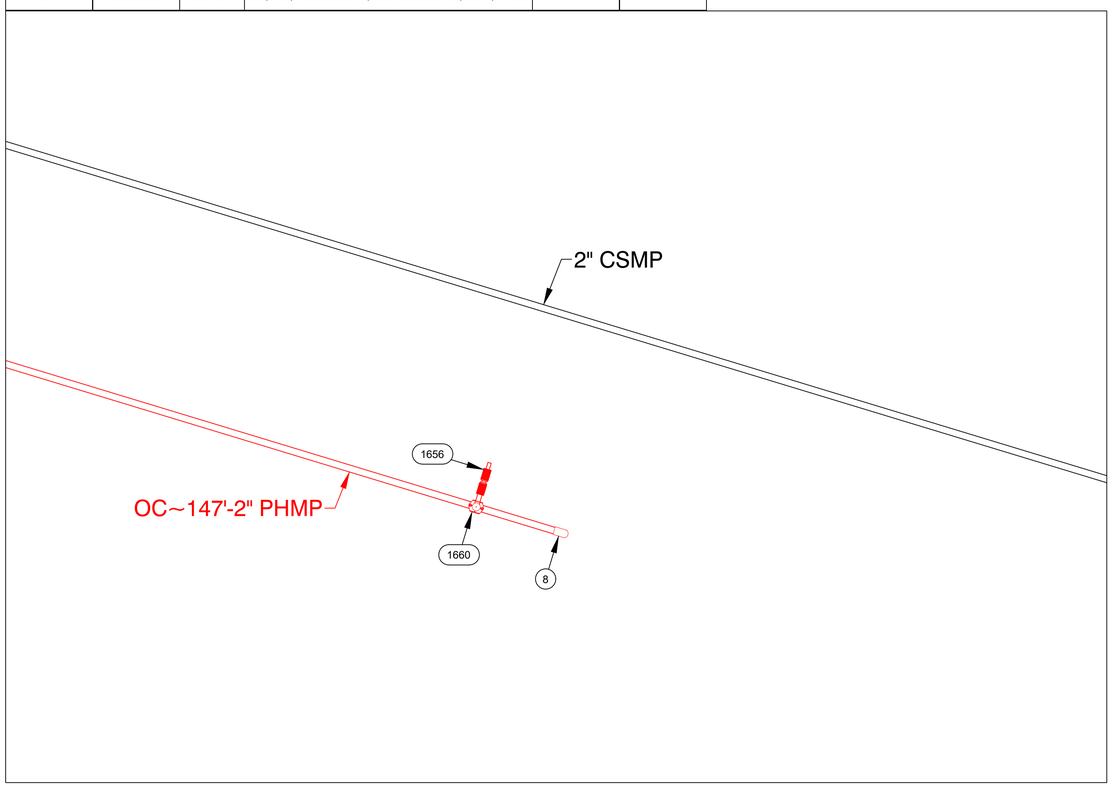

PREPARATORY TIE-IN DETAIL J
NOT TO SCALE

WINN ALLEN PARK, SPRINGFIELD					DETAIL "J" FINAL
REQUIRED BILL OF MATERIALS					
Item Number	MRC Stock Number	Maximo Part Number	Description	Quantity	Units
1653	MCJUREMA-000	620808	FITTING,CAP, LYCOFIT, 1 IN IPS SDR 11, PLASTIC, ASTM F1924	1	EA

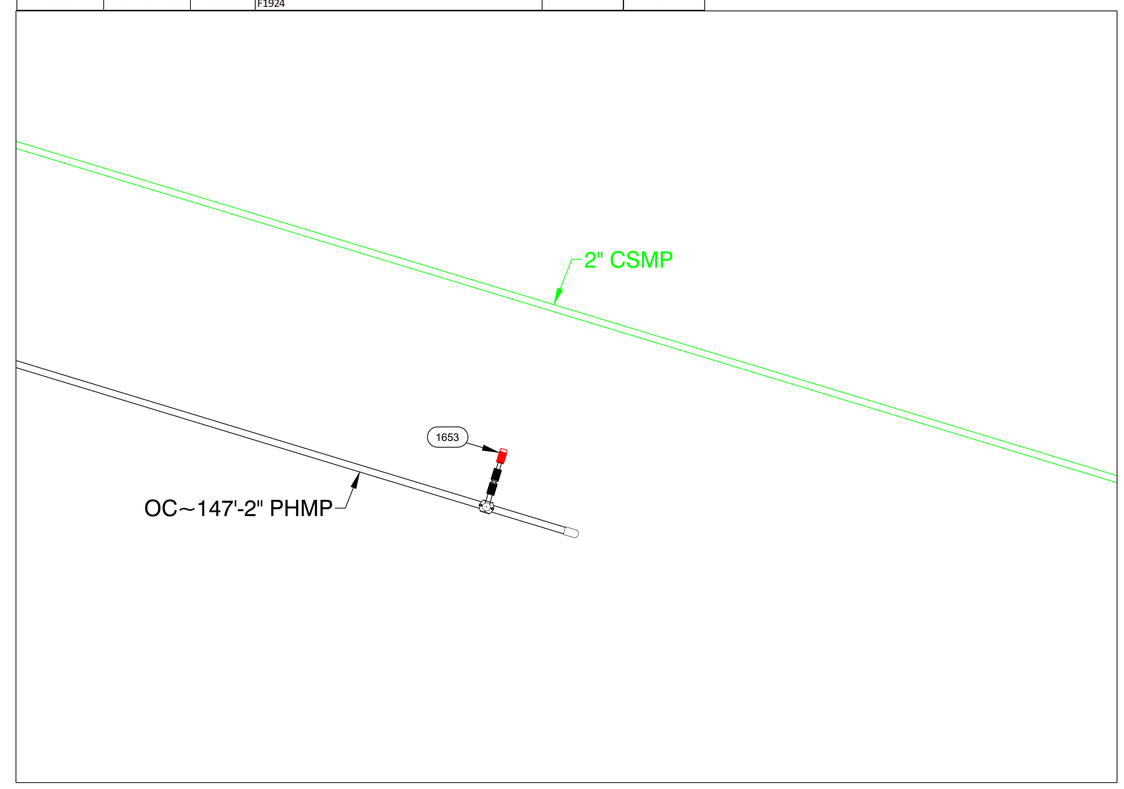

FINAL TIE-IN DETAIL J
NOT TO SCALE

ISSUED FOR CONSTRUCTION

COMMONWEALTH OF MASSACHUSETTS
DANIEL D'ELETTO
CIVIL
No. 55061
PROFESSIONAL ENGINEER
DANIEL D'ELETTO, P.E. 2025.06.12 08:52:57-04'00'

TRC
215 GREENFIELD PKY | Suite 102 | LIVERPOOL, NY 13088

811
Know what's below.
Call before you dig.

FIELD VERIFY DIMENSIONS PRIOR TO PIPE FABRICATION

No.	Description	Date	Dw/Ck
1	MOVE TEXT BLOCKING METER LOCATION	6/11/25	KMQ/DD
0	ISSUED FOR CONSTRUCTION	4/22/25	KMQ/AS

Revision/Status

EVERSOURCE ENERGY

WINN ALLEN PARK - MASTER METER, SPRINGFIELD, MA
PROJECT # 25EG111 / WORK ORDER # 19907900
PREPARATORY AND FINAL TIE-IN DETAILS
SCALE:1"=40' ON 22"X34" SHEET 16 OF 40

Drawn by / Date	Checked by / Date	Drawing Number	Rev. No.
KMQ 3/7/2025	AS 3/11/2025	25-MA-SPR-00129-DR-16	1

Winn Allen Park - Pro Drawing Rev0.dwg
EGMA DRAWING TEMPLATE - 02-28-2023
C:\users\kquinton\projectwise\bsi\d0456219\
Jun 11, 2025 - 9:32am

WINN ALLEN PARK, SPRINGFIELD				DETAIL "K" PREPARATORY	
REQUIRED BILL OF MATERIALS					
Item Number	MRC Stock Number	Maximo Part Number	Description	Quantity	Units
296	63420207	610060	TEE, NON-BLOWING, FOR VALVE, 2 IN TEE OUTLET X 2 IN MAIN, WELDED, 250 PSIG, W/ CI CAP, CMA 44788502	1	EA
33	14281726	562087	VALVE,BALL, 2 IN IPS SDR 11, BUTT FUSION ENDS, FULL PORT, HDPE, PE-4710	1	EA
488	63420117	610264	NIPPLE,PIPE, NON-BLOWING, DRILL, 1-1/4 IN X 3 IN, WELDED, 1440 PSIG, CMA 2485855	1	EA
72	63151162	546256	FITTING, TRANSITION, 2 IN IPS CS X 2 IN IPS, PE4710, SDR 11, STEEL WELD X PLASITC, BUTT WELD	1	EA

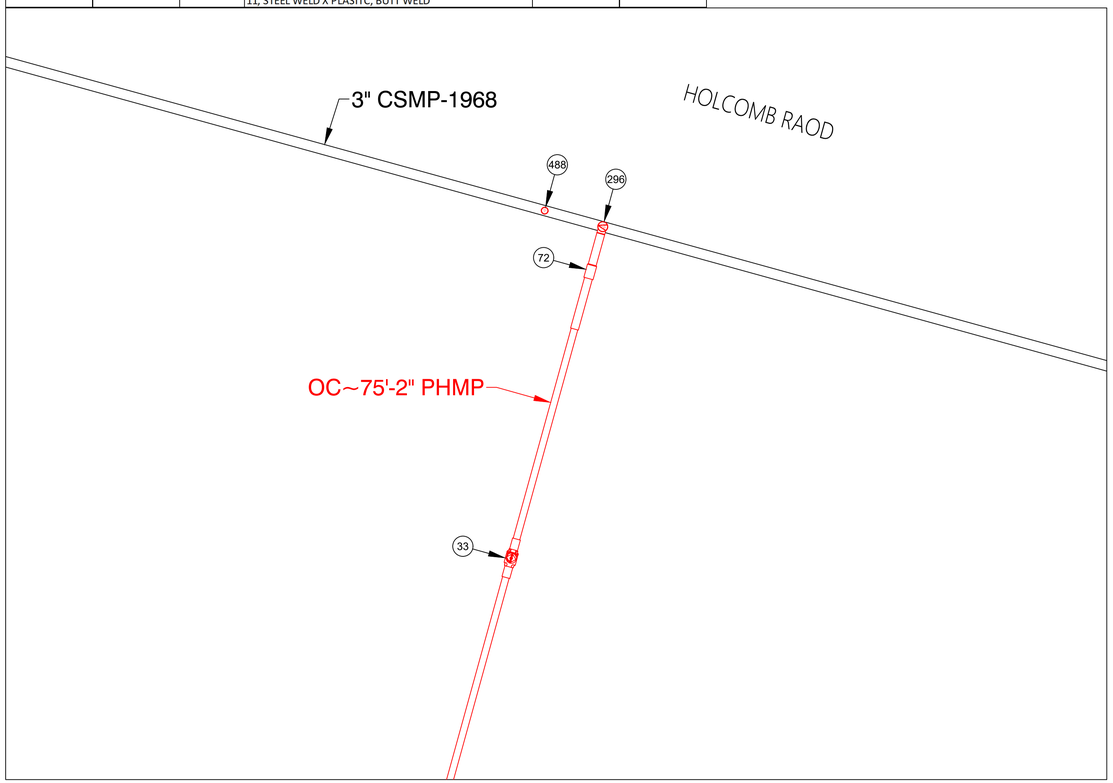

PREPARATORY TIE-IN DETAIL K
NOT TO SCALE

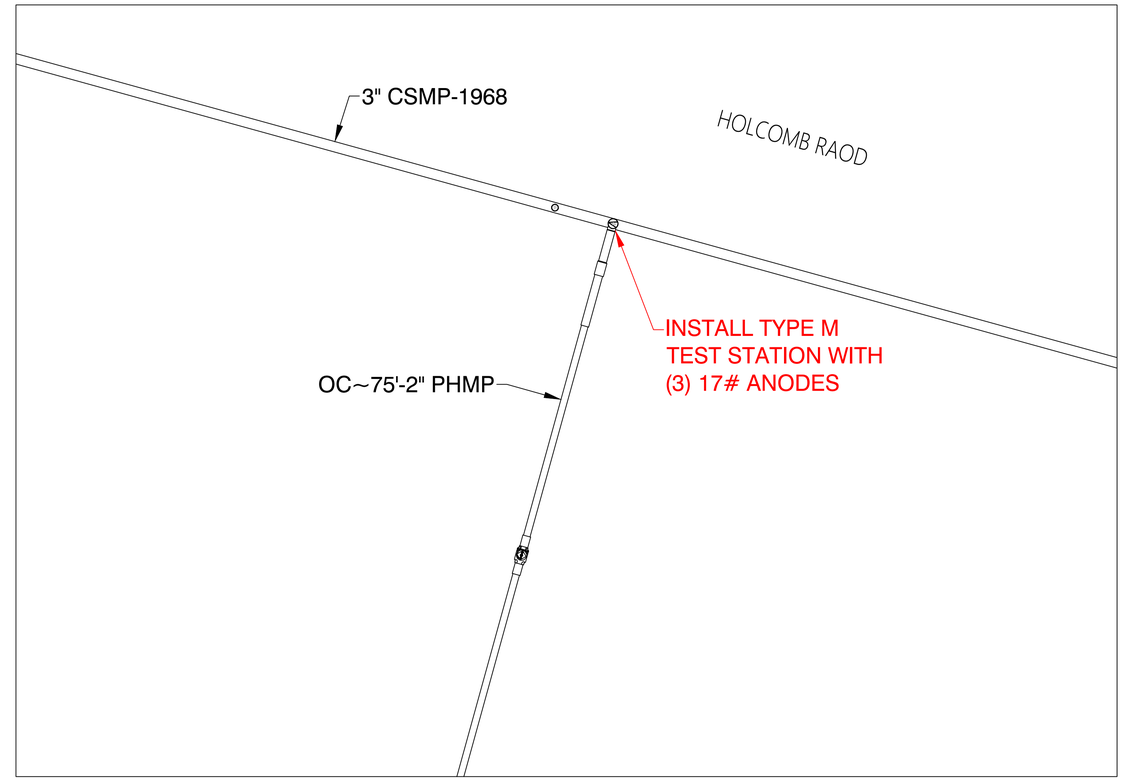

FINAL TIE-IN DETAIL K
NOT TO SCALE

ISSUED FOR CONSTRUCTION

COMMONWEALTH OF MASSACHUSETTS
DANIEL D'ELETTO
CIVIL
No. 55061
PROFESSIONAL ENGINEER
DANIEL D'ELETTO, P.E. 2025.06.12 08:52:58-04'00'

TRC
215 GREENFIELD PKY | Suite 102 | LIVERPOOL, NY 13088

811
Know what's below.
Call before you dig.

FIELD VERIFY DIMENSIONS PRIOR TO PIPE FABRICATION

No.	Description	Date	Dw/Ck
1	MOVE TEXT BLOCKING METER LOCATION	6/11/25	KMQ/DD
0	ISSUED FOR CONSTRUCTION	4/22/25	KMQ/AS

Revision/Status

EVERSOURCE ENERGY

WINN ALLEN PARK - MASTER METER, SPRINGFIELD, MA

PROJECT # 25EG111 / WORK ORDER # 19907900

PREPARATORY AND FINAL TIE-IN DETAILS

SCALE: 1"=40' ON 22"X34" SHEET 17 OF 40

Drawn by / Date	Checked by / Date	Drawing Number	Rev. No.
KMQ 3/7/2025	AS 3/11/2025	25-MA-SPR-00129-DR-17	1

Winn Allen Park - Pro Drawing Rev0.dwg
EGMA DRAWING TEMPLATE - 02-28-2023
C:\users\kquinton\projectwise\fsl\d0456219\
Jun 11, 2025 - 9:32am

WINN ALLEN PARK, SPRINGFIELD				DETAIL "L" PREPARATORY	
REQUIRED BILL OF MATERIALS					
Item Number	MRC Stock Number	Maximo Part Number	Description	Quantity	Units
1656	MCJUREMA-000	620089	FITTING,COUPLING, PIPE, LYCOFIT, 1 IN IPS SDR11, PLASTIC	1	EA
1660	MCJUREMA-000	602892	FITTING,TEE, 2 IN IPS X 1 IN IPS, ELECTROFUSION, HDPE, WITH BUTT FUSION OUTLET, HDPE, BLACK, ASTM F1055	1	EA
8	63078024	542572	CAP,PIPE, 2 IN IPS SDR 11, BUTT FUSION END, HDPE, P-4710	1	EA

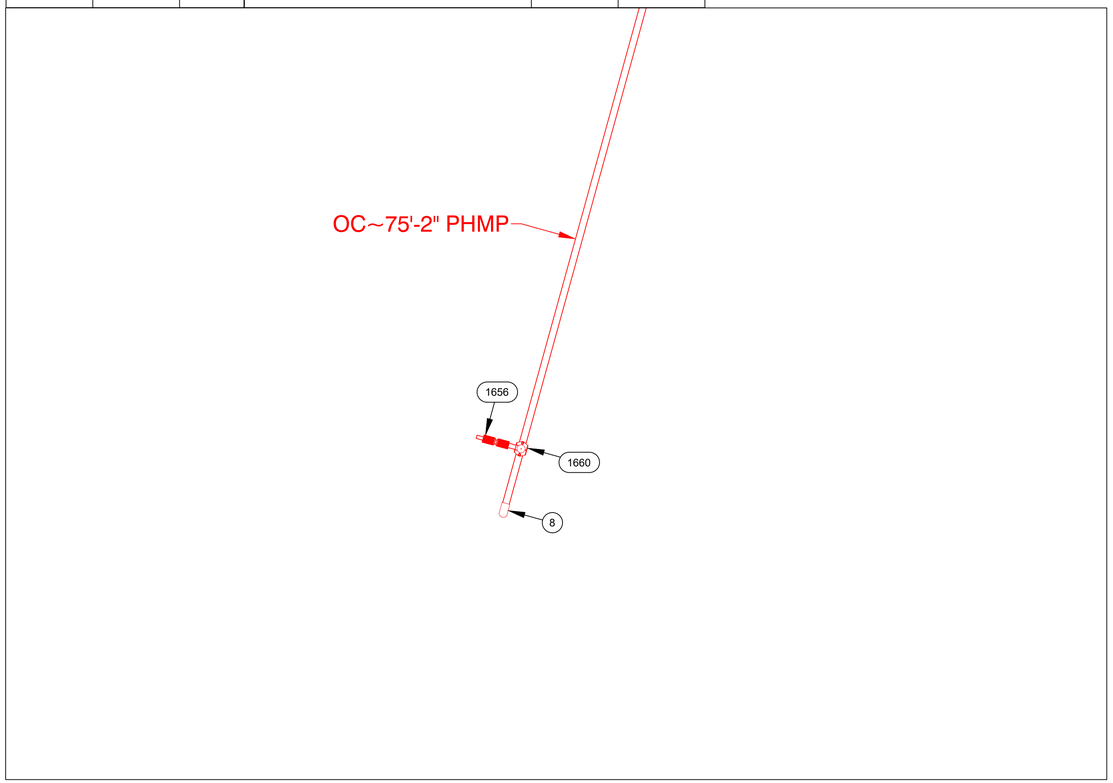

PREPARATORY TIE-IN DETAIL L
NOT TO SCALE

WINN ALLEN PARK, SPRINGFIELD				DETAIL "L" FINAL	
REQUIRED BILL OF MATERIALS					
Item Number	MRC Stock Number	Maximo Part Number	Description	Quantity	Units
1653	MCJUREMA-000	620808	FITTING,CAP, LYCOFIT, 1 IN IPS SDR 11, PLASTIC, ASTM F1924	1	EA

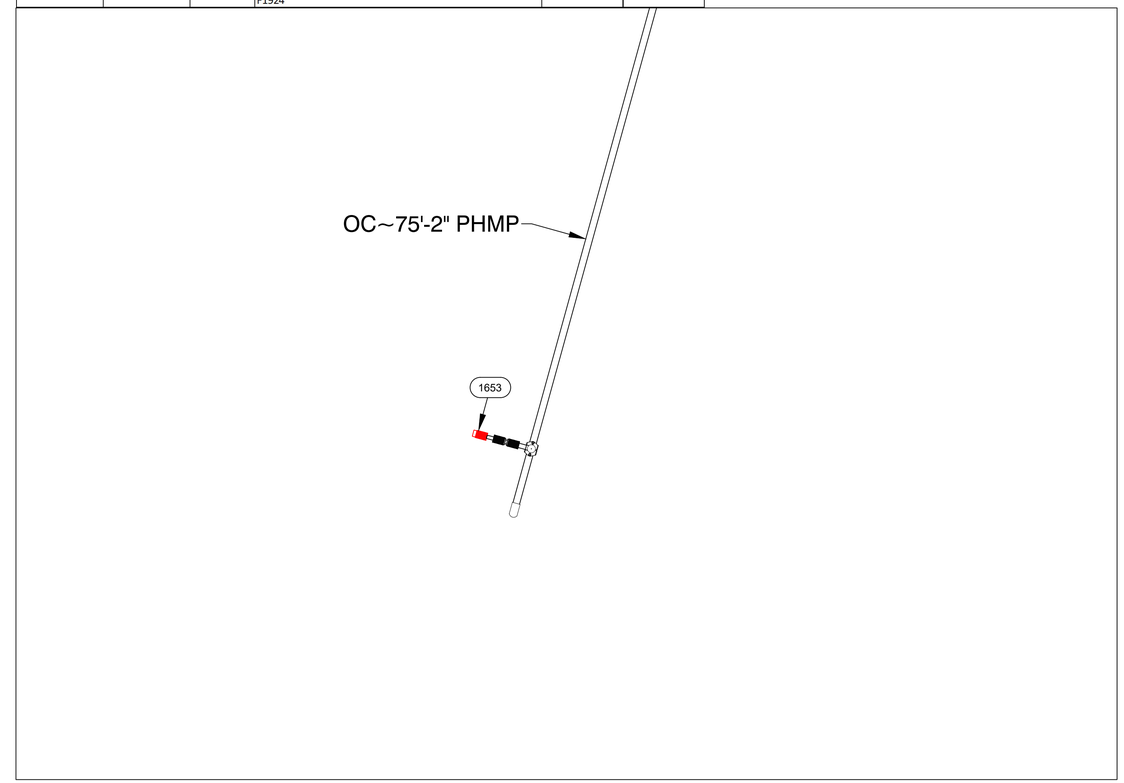

FINAL TIE-IN DETAIL L
NOT TO SCALE

ISSUED FOR CONSTRUCTION

COMMONWEALTH OF MASSACHUSETTS
DANIEL D'ELETTO
CIVIL
No. 55061
PROFESSIONAL ENGINEER
DANIEL D'ELETTO, P.E. 2025.06.12 08:52:59-04'00'

TRC
215 GREENFIELD PKY | Suite 102 | LIVERPOOL, NY 13088

811
Know what's below.
Call before you dig.

FIELD VERIFY DIMENSIONS PRIOR TO PIPE FABRICATION

No.	Description	Date	Dw/Ck
1	MOVE TEXT BLOCKING METER LOCATION	6/11/25	KMQ/DD
0	ISSUED FOR CONSTRUCTION	4/22/25	KMQ/AS

Revision/Status

EVERSOURCE ENERGY

WINN ALLEN PARK - MASTER METER, SPRINGFIELD, MA
PROJECT # 25EG111 / WORK ORDER # 19907900
PREPARATORY AND FINAL TIE-IN DETAILS
SCALE:1"=40' ON 22"X34" SHEET 18 OF 40

Drawn by / Date	Checked by / Date	Drawing Number	Rev. No.
KMQ 3/7/2025	AS 3/11/2025	25-MA-SPR-00129-DR-18	1

Winn Allen Park - Pro Drawing Rev0.dwg
EGMA DRAWING TEMPLATE - 02-28-2023
C:\users\kquinton\projectwise\fs\d0456219\
Jun 11, 2025 - 9:32am

WINN ALLEN PARK, SPRINGFIELD				DETAIL "M" PREPARATORY	
REQUIRED BILL OF MATERIALS					
Item Number	MRC Stock Number	Maximo Part Number	Description	Quantity	Units
257	63550225	546239	FITTING,LINE STOPPER, 3 IN , WELDED ENDS, W/ 150 LB FLANGE, FOR 3.5 IN OD STEEL PIPE, E*STORES	1	EA
296	63420207	610060	TEE, NON-BLOWING, FOR VALVE, 2 IN TEE OUTLET X 2 IN MAIN, WELDED, 250 PSIG, W/ CI CAP, CMA 44788502	1	EA
488	63420117	610264	NIPPLE,PIPE, NON-BLOWING, DRILL, 1-1/4 IN X 3 IN, WELDED, 1440 PSIG, CMA 2485855	3	EA
72	63151162	546256	FITTING, TRANSITION, 2 IN IPS CS X 2 IN IPS, PE4710, SDR 11, STEEL WELD X PLASITC, BUTT WELD	1	EA

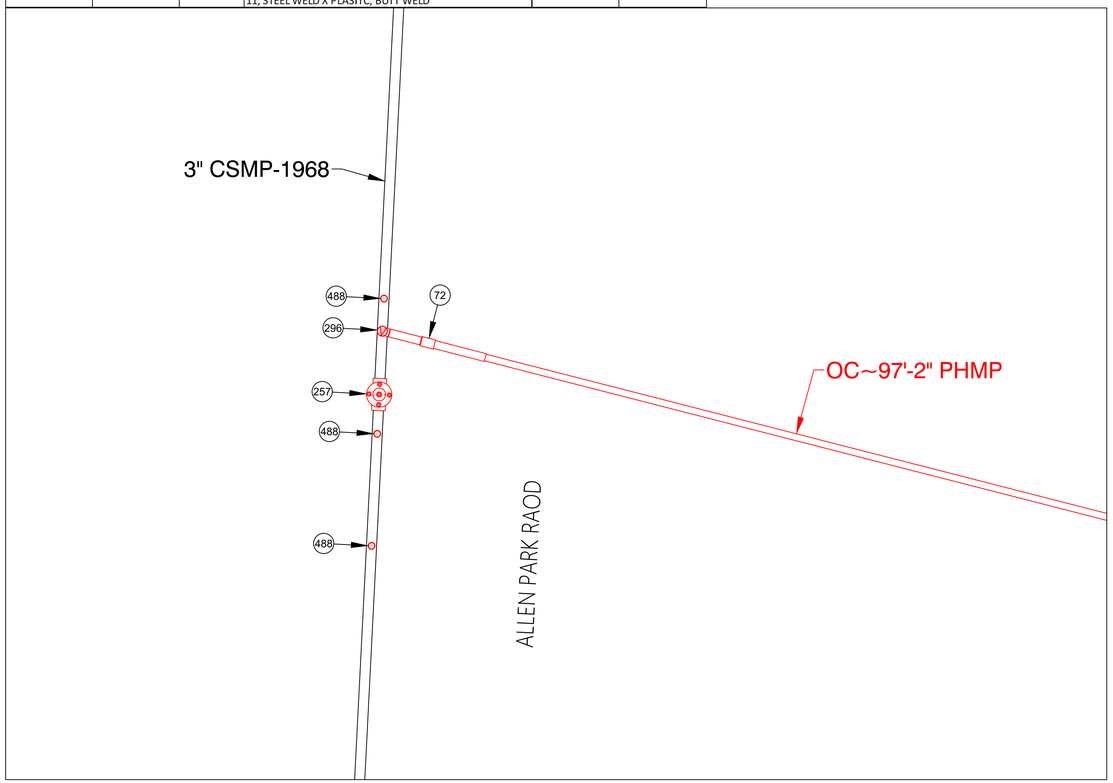

PREPARATORY TIE-IN DETAIL M
NOT TO SCALE

WINN ALLEN PARK, SPRINGFIELD				DETAIL "M" FINAL	
REQUIRED BILL OF MATERIALS					
Item Number	MRC Stock Number	Maximo Part Number	Description	Quantity	Units
199	16080420	542593	CAP,PIPE, 3 IN, BUTT WELD END, SCH 40, CS, ASTM A234 GR WPB, 150 LB, FORGED, SEAMLESS	2	EA

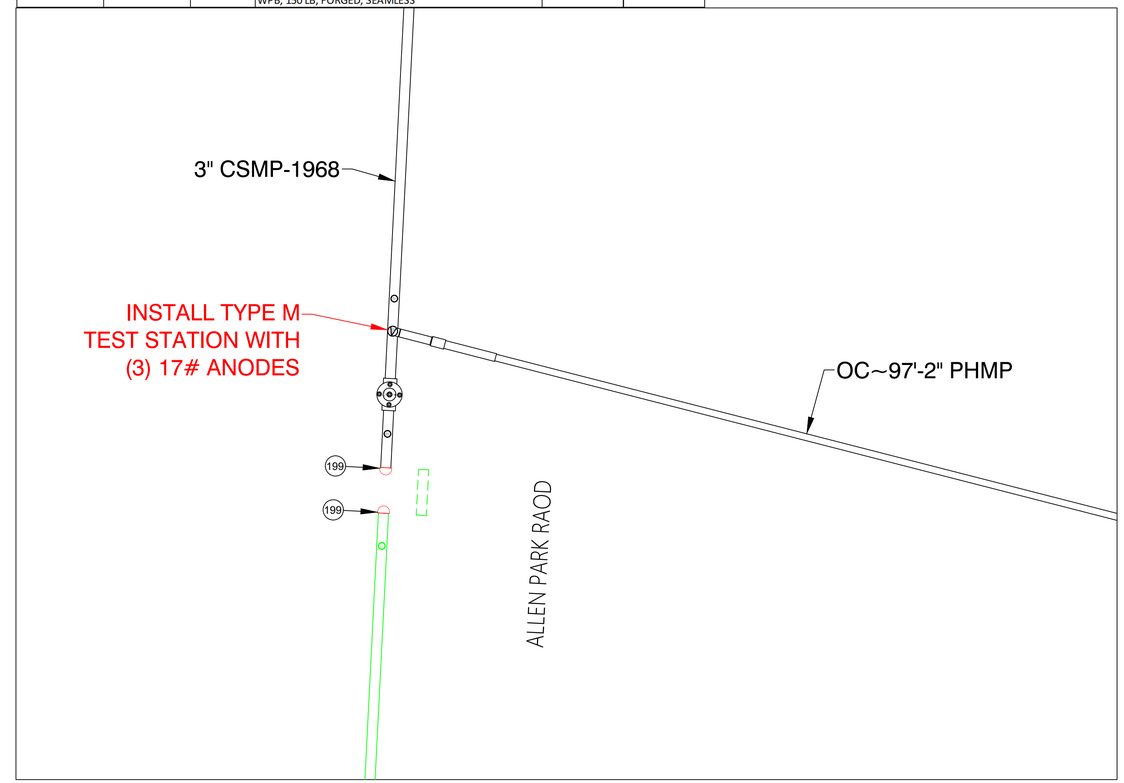

FINAL TIE-IN DETAIL M
NOT TO SCALE

No.	Description	Date	Dw/Ck
1	MOVE TEXT BLOCKING METER LOCATION	6/11/25	KMQ/DD
0	ISSUED FOR CONSTRUCTION	4/22/25	KMQ/AS

Revision/Status

EVERSOURCE ENERGY

WINN ALLEN PARK - MASTER METER, SPRINGFIELD, MA

PROJECT # 25EG111 / WORK ORDER # 19907900

PREPARATORY AND FINAL TIE-IN DETAILS

SCALE: 1"=40' ON 22"X34" SHEET 19 OF 40

Drawn by / Date	Checked by / Date	Drawing Number	Rev. No.
KMQ 3/7/2025	AS 3/11/2025	25-MA-SPR-00129-DR-19	1

ISSUED FOR CONSTRUCTION

COMMONWEALTH OF MASSACHUSETTS
DANIEL D'ELETTO
CIVIL
No. 55061
PROFESSIONAL ENGINEER
DANIEL D'ELETTO, P.E. 2025.06.12 08:52:59-04'00'

TRC
215 GREENFIELD PKY | Suite 102 | LIVERPOOL, NY 13088

811 Know what's below. Call before you dig.

FIELD VERIFY DIMENSIONS PRIOR TO PIPE FABRICATION

Winn Allen Park - Pro Drawing Rev0.dwg

EGMA DRAWING TEMPLATE - 02-28-2023

C:\users\kquinton\projectwise\fsli\d0456219\

Jun 11, 2025 - 9:32am

WINN ALLEN PARK, SPRINGFIELD					DETAIL "N" PREPARATORY
REQUIRED BILL OF MATERIALS					
Item Number	MRC Stock Number	Maximo Part Number	Description	Quantity	Units
1656	MCJUREMA-000	620089	FITTING,COUPLING, PIPE, LYCOFIT, 1 IN IPS SDR11, PLASTIC	1	EA
1660	MCJUREMA-000	602892	FITTING,TEE, 2 IN IPS X 1 IN IPS, ELECTROFUSION, HDPE, WITH BUTT FUSION OUTLET, HDPE, BLACK, ASTM F1055	1	EA
8	63078024	542572	CAP,PIPE, 2 IN IPS SDR 11, BUTT FUSION END, HDPE, P-4710	1	EA

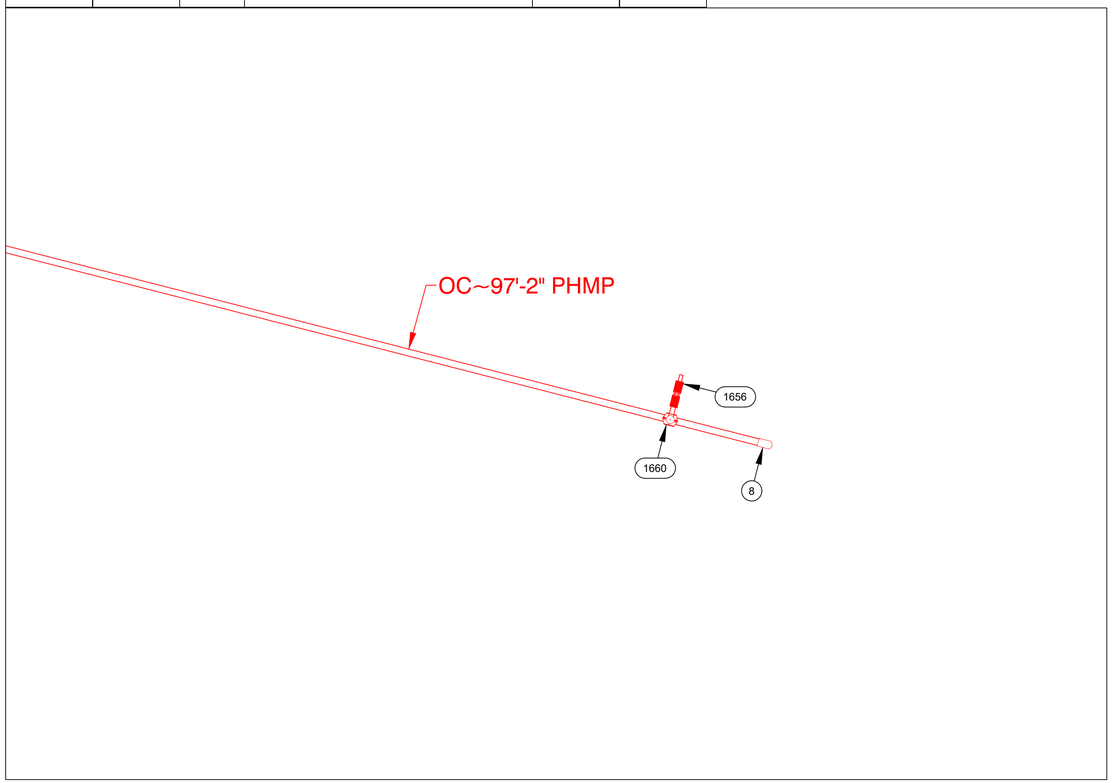

PREPARATORY TIE-IN DETAIL N
NOT TO SCALE

WINN ALLEN PARK, SPRINGFIELD					DETAIL "N" FINAL
REQUIRED BILL OF MATERIALS					
Item Number	MRC Stock Number	Maximo Part Number	Description	Quantity	Units
1653	MCJUREMA-000	620808	FITTING,CAP, LYCOFIT, 1 IN IPS SDR 11, PLASTIC, ASTM F1924	1	EA

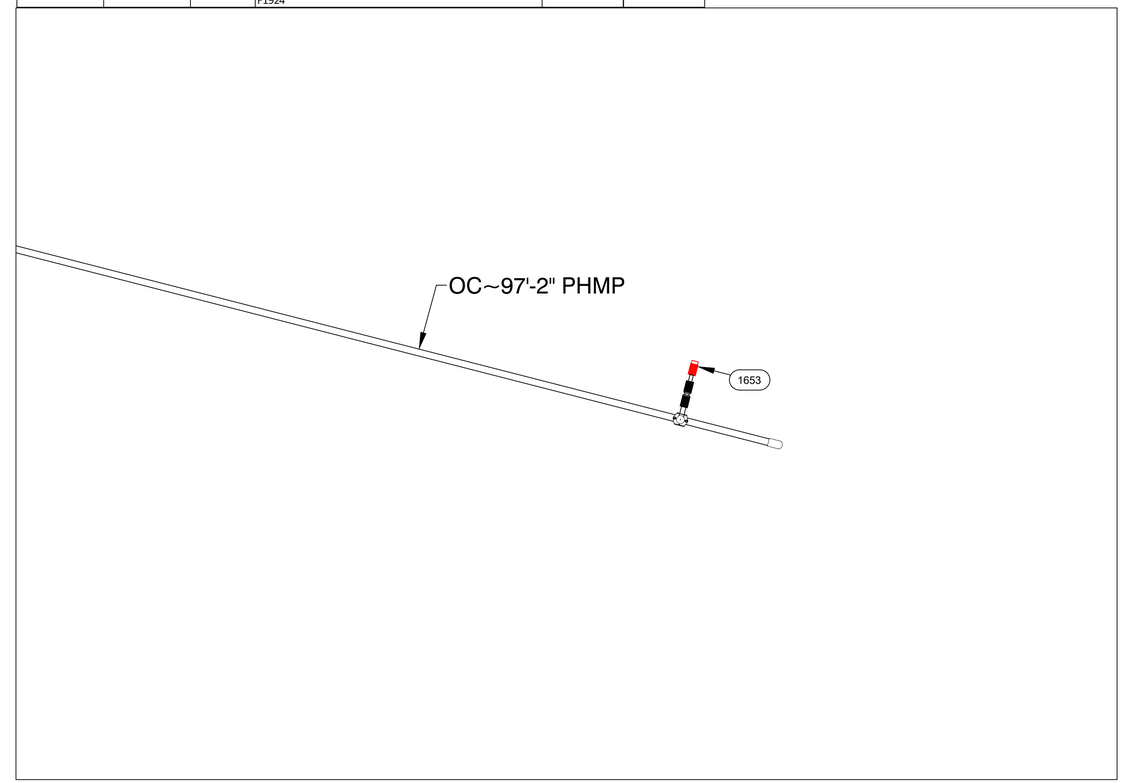

FINAL TIE-IN DETAIL N
NOT TO SCALE

ISSUED FOR CONSTRUCTION

COMMONWEALTH OF MASSACHUSETTS
DANIEL D'ELETTO
CIVIL
No. 55061
PROFESSIONAL ENGINEER
DANIEL D'ELETTO, P.E. 2025.06.12 08:53:00-04'00'

TRC
215 GREENFIELD PKY | Suite 102 | LIVERPOOL, NY 13088

811
Know what's below.
Call before you dig.

FIELD VERIFY DIMENSIONS PRIOR TO PIPE FABRICATION

No.	Description	Date	Dw/Ck
1	MOVE TEXT BLOCKING METER LOCATION	6/11/25	KMQ/DD
0	ISSUED FOR CONSTRUCTION	4/22/25	KMQ/AS

Revision/Status

EVERSOURCE ENERGY

WINN ALLEN PARK - MASTER METER, SPRINGFIELD, MA
PROJECT # 25EG111 / WORK ORDER # 19907900
PREPARATORY AND FINAL TIE-IN DETAILS

SCALE: 1"=40' ON 22"X34" SHEET 20 OF 40

Drawn by / Date	Checked by / Date	Drawing Number	Rev. No.
KMQ 3/7/2025	AS 3/11/2025	25-MA-SPR-00129-DR-20	1

Winn Allen Park - Pro Drawing Rev0.dwg
EGMA DRAWING TEMPLATE - 02-28-2023
C:\users\kquinton\projectwise\fsl\d0456219\
Jun 11, 2025 - 9:32am

WINN ALLEN PARK, SPRINGFIELD				DETAIL "O" PREPARATORY	
REQUIRED BILL OF MATERIALS					
Item Number	**MRC Stock Number**	**Maximo Part Number**	**Description**	**Quantity**	**Units**
29	63078441	560705	TEE,PIPE, THREE WAY, 2 IN IPS SDR 11, BUTT FUSION ENDS, HDPE, PE-4710	1	EA
33	14281726	562087	VALVE,BALL, 2 IN IPS SDR 11, BUTT FUSION ENDS, FULL PORT, HDPE, PE-4710	2	EA

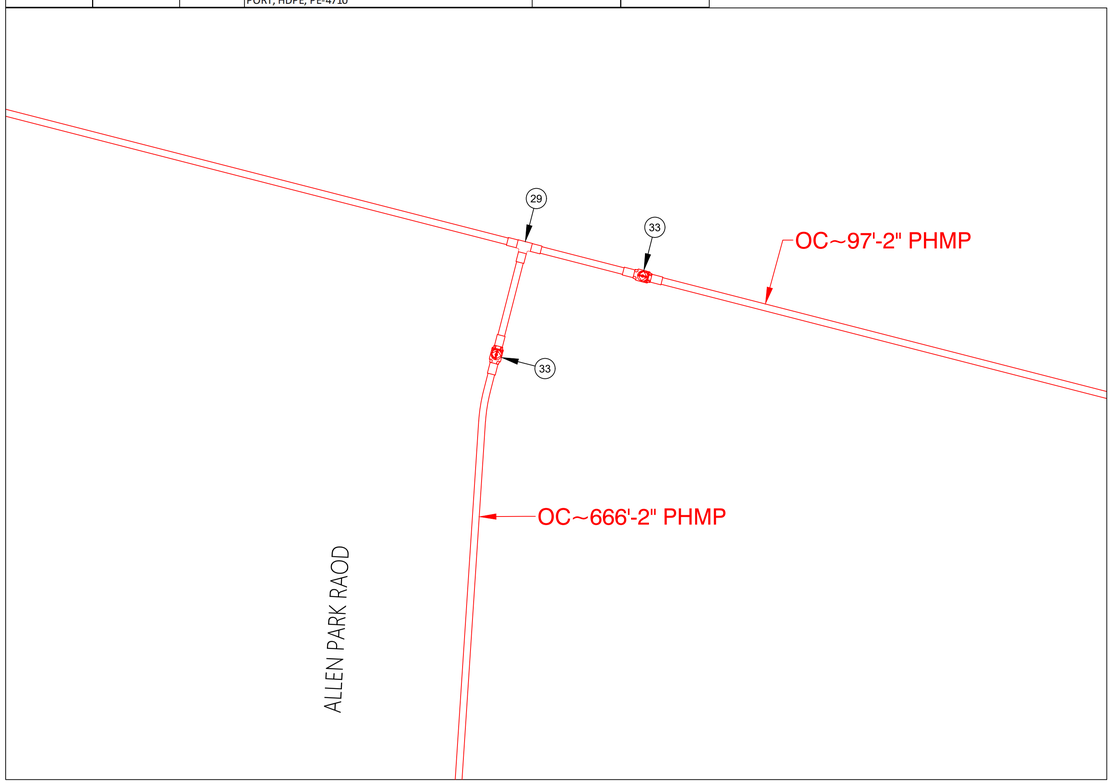

PREPARATORY TIE-IN DETAIL O
NOT TO SCALE

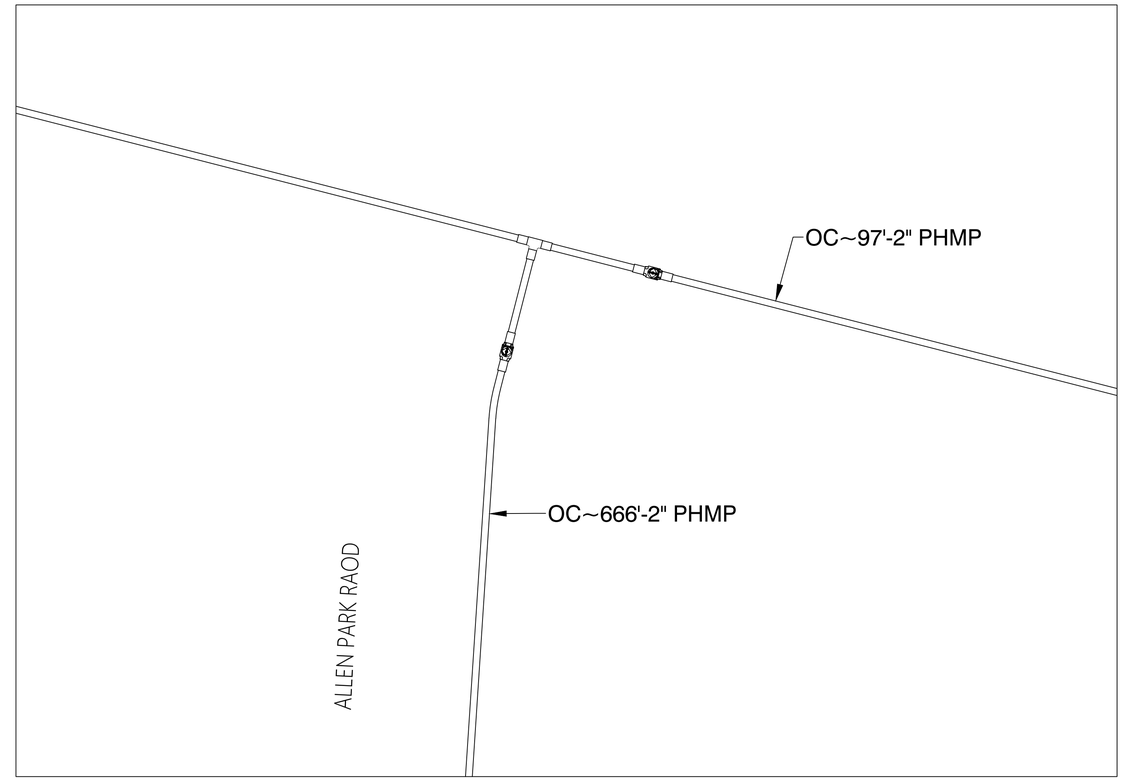

FINAL TIE-IN DETAIL O
NOT TO SCALE

ISSUED FOR CONSTRUCTION

COMMONWEALTH OF MASSACHUSETTS
DANIEL D'ELETTO CIVIL No. 55061
PROFESSIONAL ENGINEER
DANIEL D'ELETTO, P.E. 2025.06.12 08:53:01-04'00'

TRC
215 GREENFIELD PKY | Suite 102 | LIVERPOOL, NY 13088

811 Know what's below. Call before you dig.

FIELD VERIFY DIMENSIONS PRIOR TO PIPE FABRICATION

No.	Description	Date	Dw/Ck
1	MOVE TEXT BLOCKING METER LOCATION	6/11/25	KMQ/DD
0	ISSUED FOR CONSTRUCTION	4/22/25	KMQ/AS

Revision/Status

EVERSOURCE ENERGY

WINN ALLEN PARK - MASTER METER, SPRINGFIELD, MA
PROJECT # 25EG111 / WORK ORDER # 19907900
PREPARATORY AND FINAL TIE-IN DETAILS
SCALE:1"=40' ON 22"X34" SHEET 21 OF 40

Drawn by / Date	Checked by / Date	Drawing Number	Rev. No.
KMQ 3/7/2025	AS 3/11/2025	25-MA-SPR-00129-DR-21	1

Winn Allen Park - Pro Drawing Rev0.dwg
EGMA DRAWING TEMPLATE - 02-28-2023
C:\users\kquinton\projectwise\fs\d0456219\
Jun 11, 2025 - 9:32am

WINN ALLEN PARK, SPRINGFIELD					DETAIL "P" PREPARATORY
REQUIRED BILL OF MATERIALS					
Item Number	MRC Stock Number	Maximo Part Number	Description	Quantity	Units
1656	MCJUREMA-000	620089	FITTING,COUPLING, PIPE, LYCOFIT, 1 IN IPS SDR11, PLASTIC	1	EA
1660	MCJUREMA-000	602892	FITTING,TEE, 2 IN IPS X 1 IN IPS, ELECTROFUSION, HDPE, WITH BUTT FUSION OUTLET, HDPE, BLACK, ASTM F1055	1	EA
8	63078024	542572	CAP,PIPE, 2 IN IPS SDR 11, BUTT FUSION END, HDPE, P-4710	1	EA

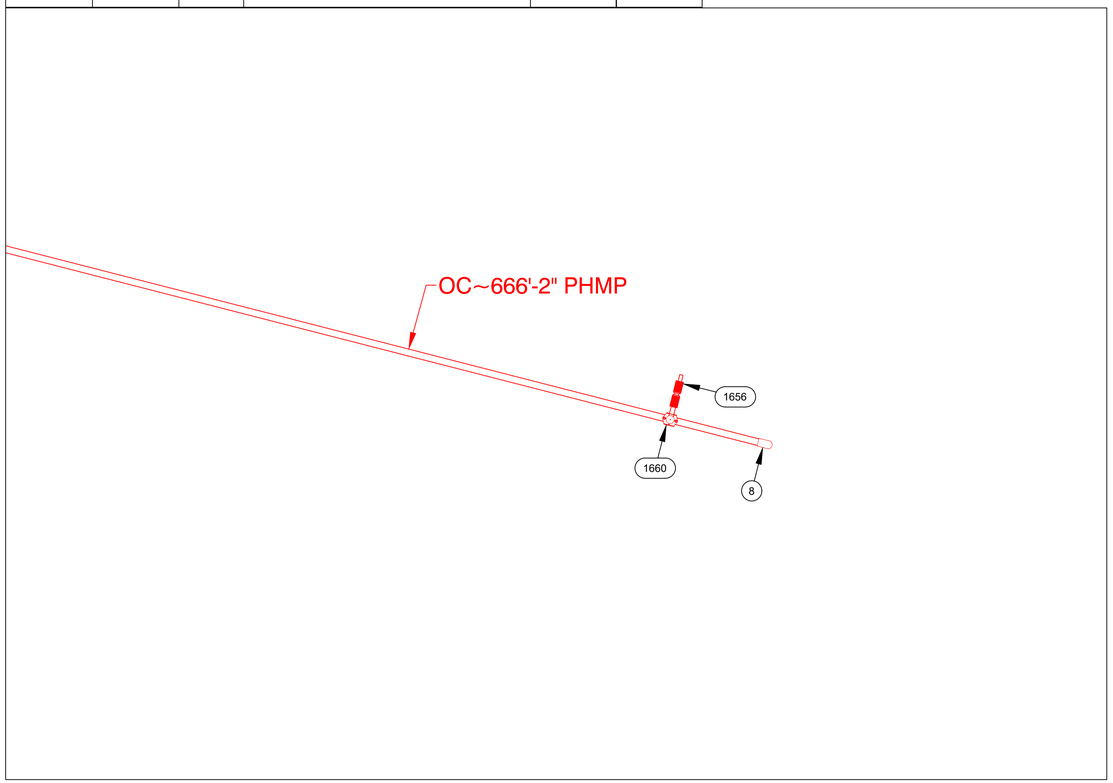

PREPARATORY TIE-IN DETAIL P
NOT TO SCALE

WINN ALLEN PARK, SPRINGFIELD					DETAIL "P" FINAL
REQUIRED BILL OF MATERIALS					
Item Number	MRC Stock Number	Maximo Part Number	Description	Quantity	Units
1653	MCJUREMA-000	620808	FITTING,CAP, LYCOFIT, 1 IN IPS SDR 11, PLASTIC, ASTM F1924	1	EA

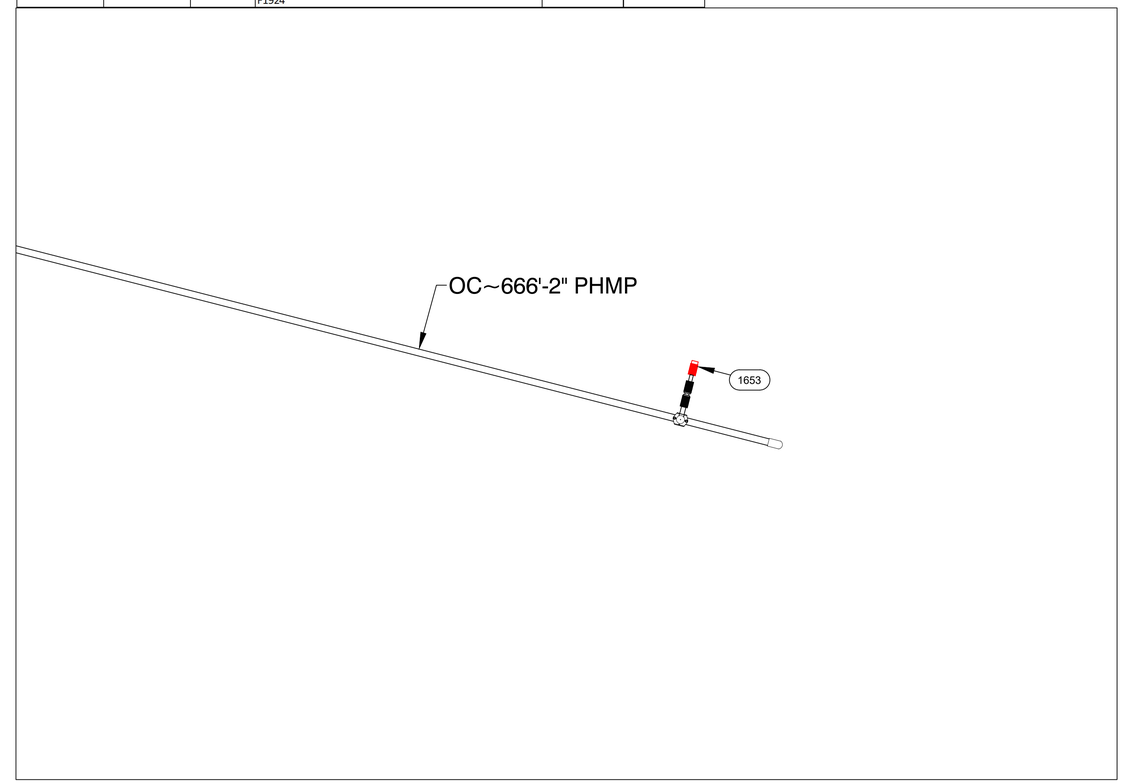

FINAL TIE-IN DETAIL P
NOT TO SCALE

ISSUED FOR CONSTRUCTION

COMMONWEALTH OF MASSACHUSETTS
DANIEL D'ELETTO
CIVIL
No. 55061
PROFESSIONAL ENGINEER
DANIEL D'ELETTO, P.E. 2025.06.12 08:53:01-04'00'

TRC
215 GREENFIELD PKY | Suite 102 | LIVERPOOL, NY 13088

811
Know what's below.
Call before you dig.

FIELD VERIFY DIMENSIONS PRIOR TO PIPE FABRICATION

No.	Description	Date	Dw/Ck
1	MOVE TEXT BLOCKING METER LOCATION	6/11/25	KMQ/DD
0	ISSUED FOR CONSTRUCTION	4/22/25	KMQ/AS

Revision/Status

EVERSOURCE ENERGY

WINN ALLEN PARK - MASTER METER, SPRINGFIELD, MA
PROJECT # 25EG111 / WORK ORDER # 19907900
PREPARATORY AND FINAL TIE-IN DETAILS

SCALE: 1"=40' ON 22"X34" SHEET 22 OF 40

Drawn by / Date	Checked by / Date	Drawing Number	Rev. No.
KMQ 3/7/2025	AS 3/11/2025	25-MA-SPR-00129-DR-22	1

Winn Allen Park - Pro Drawing Rev0.dwg
EGMA DRAWING TEMPLATE - 02-28-2023
C:\users\kquinton\projectwise\fsl\d0456219\
Jun 11, 2025 - 9:33am

WINN ALLEN PARK, SPRINGFIELD				DETAIL "Q" PREPARATORY	
REQUIRED BILL OF MATERIALS					
Item Number	MRC Stock Number	Maximo Part Number	Description	Quantity	Units
29	63078441	560705	TEE,PIPE, THREE WAY, 2 IN IPS SDR 11, BUTT FUSION ENDS, HDPE, PE-4710	1	EA
33	14281726	562087	VALVE,BALL, 2 IN IPS SDR 11, BUTT FUSION ENDS, FULL PORT, HDPE, PE-4710	1	EA

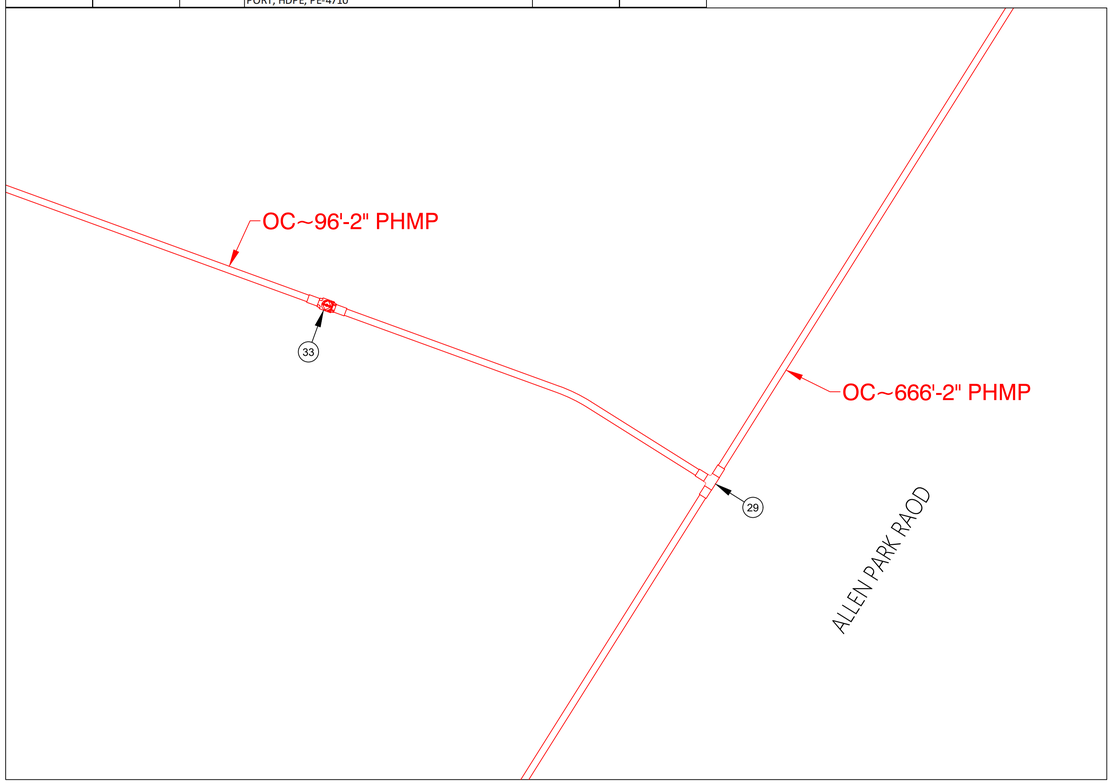

PREPARATORY TIE-IN DETAIL Q
NOT TO SCALE

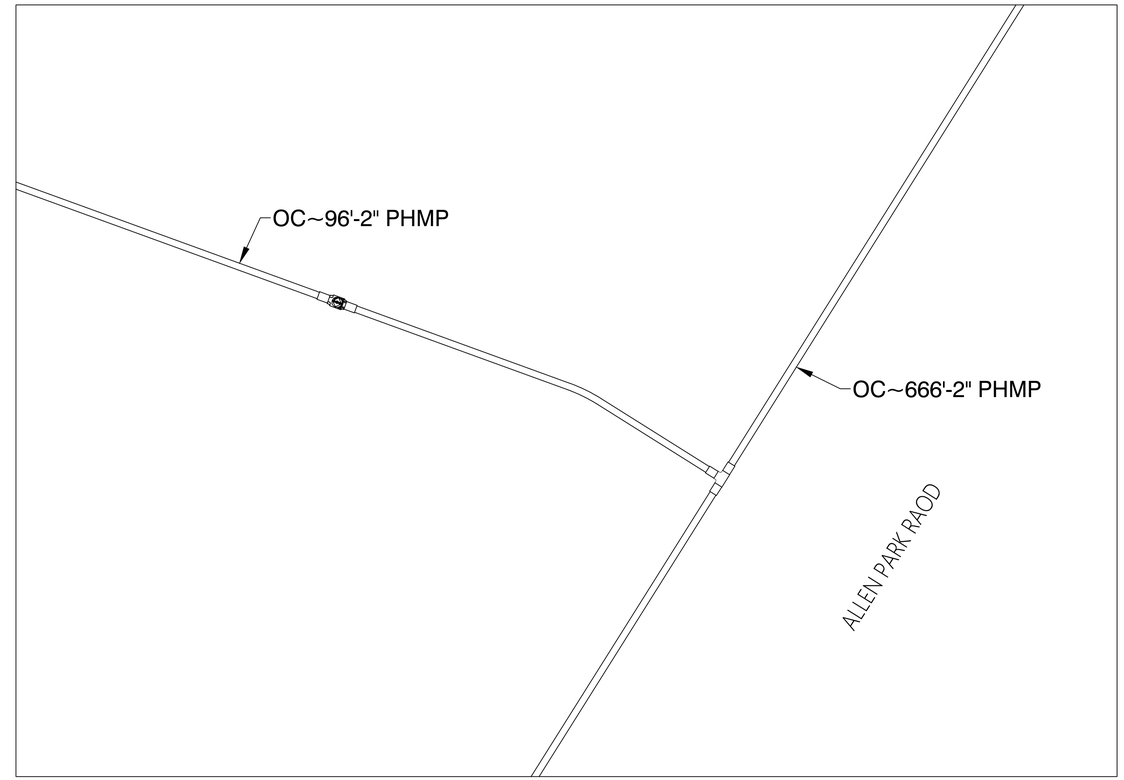

FINAL TIE-IN DETAIL Q
NOT TO SCALE

ISSUED FOR CONSTRUCTION

COMMONWEALTH OF MASSACHUSETTS
DANIEL D'ELETTO
CIVIL
No. 55061
PROFESSIONAL ENGINEER
DANIEL D'ELETTO, P.E. 2025.06.12 08:53:02-04'00'

TRC
215 GREENFIELD PKY | Suite 102 | LIVERPOOL, NY 13088

811
Know what's below.
Call before you dig.

FIELD VERIFY DIMENSIONS PRIOR TO PIPE FABRICATION

No.	Description	Date	Dw/Ck
1	MOVE TEXT BLOCKING METER LOCATION	6/11/25	KMQ/DD
0	ISSUED FOR CONSTRUCTION	4/22/25	KMQ/AS

Revision/Status

EVERSOURCE ENERGY

WINN ALLEN PARK - MASTER METER, SPRINGFIELD, MA
PROJECT # 25EG111 / WORK ORDER # 19907900
PREPARATORY AND FINAL TIE-IN DETAILS
SCALE:1"=40' ON 22"X34" SHEET 23 OF 40

Drawn by / Date	Checked by / Date	Drawing Number	Rev. No.
KMQ 3/7/2025	AS 3/11/2025	25-MA-SPR-00129-DR-23	1

Winn Allen Park - Pro Drawing Rev0.dwg
EGMA DRAWING TEMPLATE - 02-28-2023
C:\users\kquinton\projectwise\fs\d0456219\
Jun 11, 2025 - 9:33am

WINN ALLEN PARK, SPRINGFIELD					DETAIL "R" PREPARATORY
REQUIRED BILL OF MATERIALS					
Item Number	MRC Stock Number	Maximo Part Number	Description	Quantity	Units
1656	MCJUREMA-000	620089	FITTING,COUPLING, PIPE, LYCOFIT, 1 IN IPS SDR11, PLASTIC	1	EA
1660	MCJUREMA-000	602892	FITTING,TEE, 2 IN IPS X 1 IN IPS, ELECTROFUSION, HDPE, WITH BUTT FUSION OUTLET, HDPE, BLACK, ASTM F1055	1	EA
8	63078024	542572	CAP,PIPE, 2 IN IPS SDR 11, BUTT FUSION END, HDPE, P-4710	1	EA

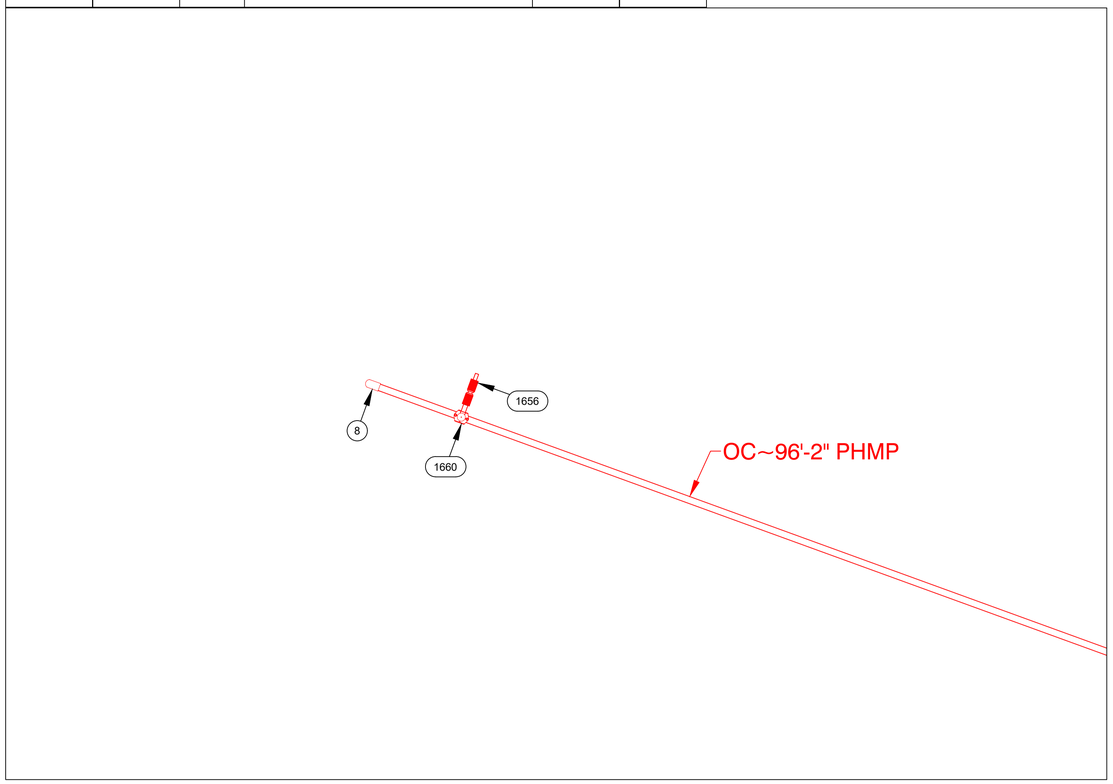

PREPARATORY TIE-IN DETAIL R
NOT TO SCALE

WINN ALLEN PARK, SPRINGFIELD					DETAIL "R" FINAL
REQUIRED BILL OF MATERIALS					
Item Number	MRC Stock Number	Maximo Part Number	Description	Quantity	Units
1653	MCJUREMA-000	620808	FITTING,CAP, LYCOFIT, 1 IN IPS SDR 11, PLASTIC, ASTM F1924	1	EA

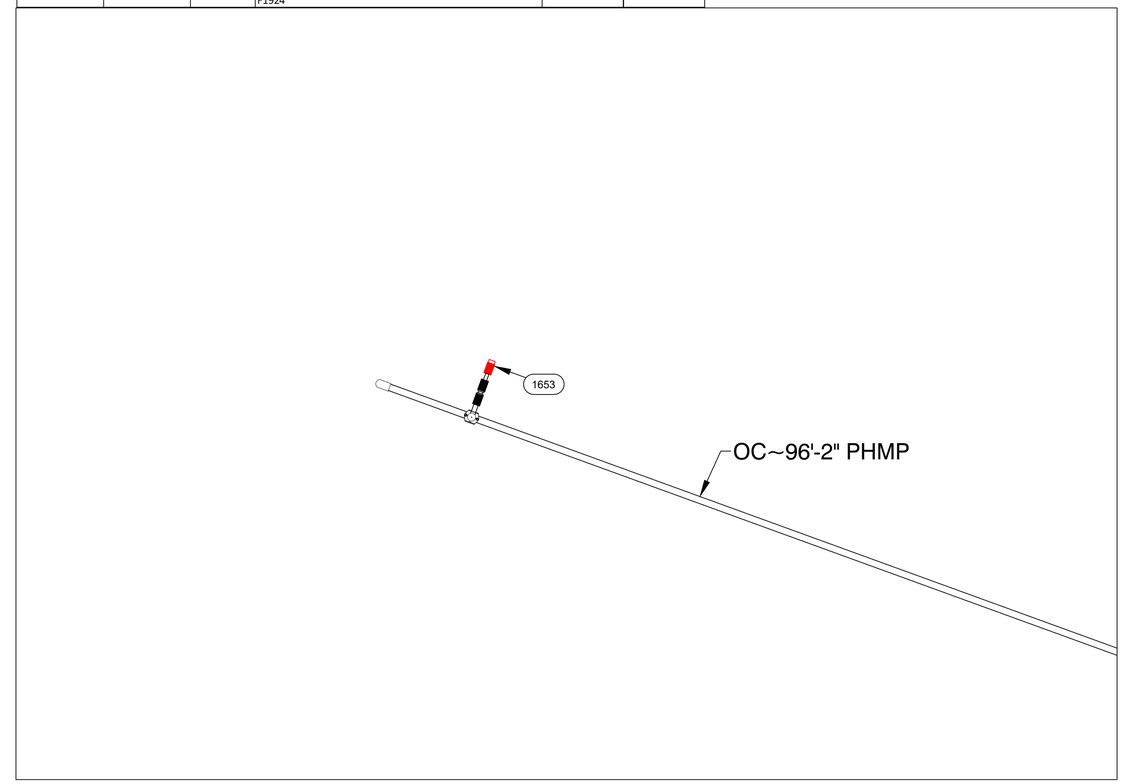

FINAL TIE-IN DETAIL R
NOT TO SCALE

ISSUED FOR CONSTRUCTION

COMMONWEALTH OF MASSACHUSETTS
DANIEL D'ELETTO
CIVIL
No. 55061
PROFESSIONAL ENGINEER
DANIEL D'ELETTO, P.E. 2025.06.12 08:53:03-04'00'

TRC
215 GREENFIELD PKY | Suite 102 | LIVERPOOL, NY 13088

811
Know what's below.
Call before you dig.

FIELD VERIFY DIMENSIONS PRIOR TO PIPE FABRICATION

No.	Description	Date	Dw/Ck
1	MOVE TEXT BLOCKING METER LOCATION	6/11/25	KMQ/DD
0	ISSUED FOR CONSTRUCTION	4/22/25	KMQ/AS

Revision/Status

EVERSOURCE ENERGY

WINN ALLEN PARK - MASTER METER, SPRINGFIELD, MA
PROJECT # 25EG111 / WORK ORDER # 19907900
PREPARATORY AND FINAL TIE-IN DETAILS
SCALE:1"=40' ON 22"X34" SHEET 24 OF 40

Drawn by / Date	Checked by / Date	Drawing Number	Rev. No.
KMQ 3/7/2025	AS 3/11/2025	25-MA-SPR-00129-DR-24	1

Winn Allen Park - Pro Drawing Rev0.dwg
EGMA DRAWING TEMPLATE - 02-28-2023
C:\users\kquinton\projectwise\fs\d0456219\
Jun 11, 2025 - 9:33am

WINN ALLEN PARK, SPRINGFIELD				DETAIL "S" PREPARATORY	
REQUIRED BILL OF MATERIALS					
Item Number	**MRC Stock Number**	**Maximo Part Number**	**Description**	**Quantity**	**Units**
29	63078441	560705	TEE,PIPE, THREE WAY, 2 IN IPS SDR 11, BUTT FUSION ENDS, HDPE, PE-4710	1	EA
33	14281726	562087	VALVE,BALL, 2 IN IPS SDR 11, BUTT FUSION ENDS, FULL PORT, HDPE, PE-4710	1	EA

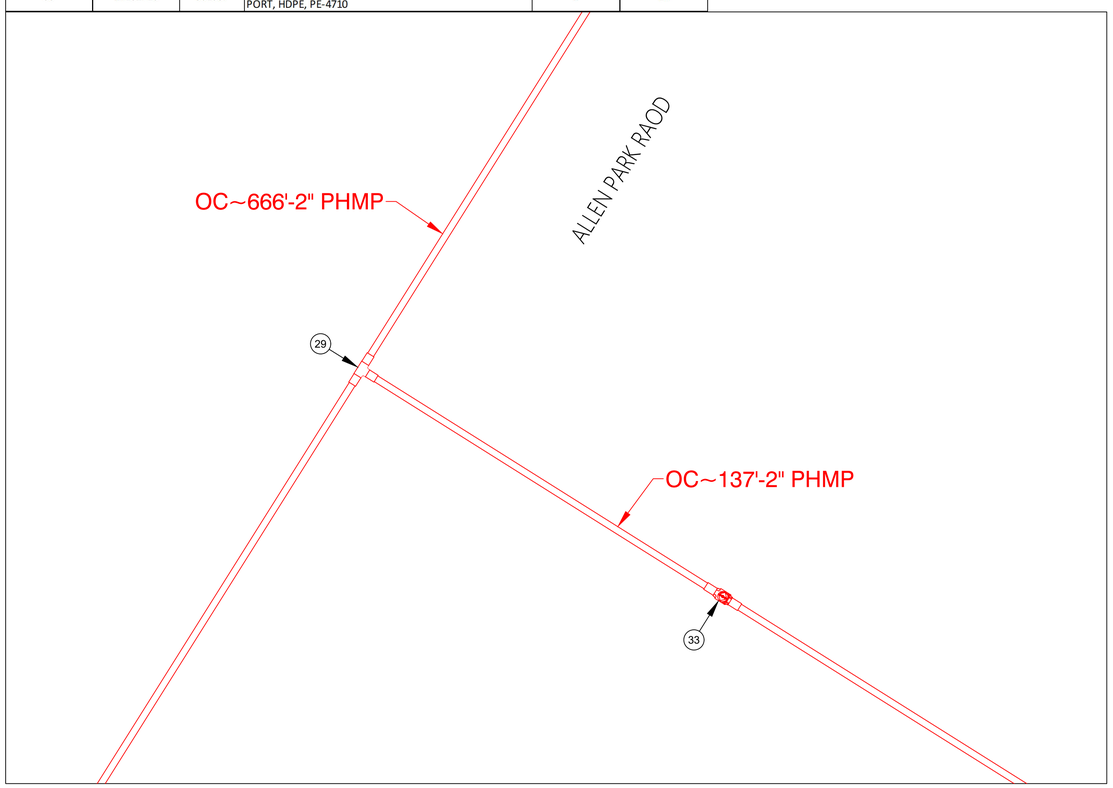

PREPARATORY TIE-IN DETAIL S
NOT TO SCALE

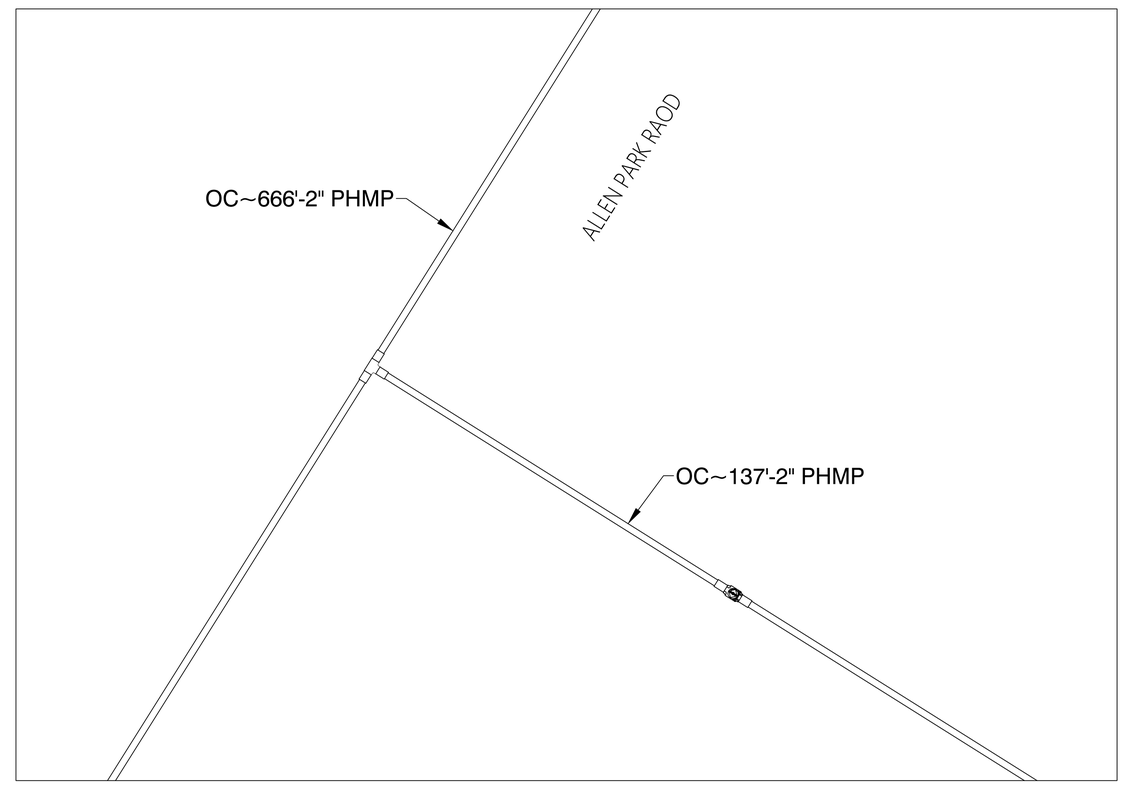

FINAL TIE-IN DETAIL S
NOT TO SCALE

No.	Description	Date	Dw/Ck
1	MOVE TEXT BLOCKING METER LOCATION	6/11/25	KMQ/DD
0	ISSUED FOR CONSTRUCTION	4/22/25	KMQ/AS

Revision/Status

EVERSOURCE ENERGY

WINN ALLEN PARK - MASTER METER, SPRINGFIELD, MA

PROJECT # 25EG111 / WORK ORDER # 19907900

PREPARATORY AND FINAL TIE-IN DETAILS

SCALE: 1"=40' ON 22"X34" SHEET 25 OF 40

Drawn by / Date	Checked by / Date	Drawing Number	Rev. No.
KMQ 3/7/2025	AS 3/11/2025	25-MA-SPR-00129-DR-25	1

ISSUED FOR CONSTRUCTION

COMMONWEALTH OF MASSACHUSETTS
DANIEL D'ELETTO CIVIL No. 55061
PROFESSIONAL ENGINEER
DANIEL D'ELETTO, P.E. 2025.06.12 08:53:04-04'00'

TRC
215 GREENFIELD PKY | Suite 102 | LIVERPOOL, NY 13088

811 Know what's below. Call before you dig.

FIELD VERIFY DIMENSIONS PRIOR TO PIPE FABRICATION

Winn Allen Park - Pro Drawing Rev0.dwg

EGMA DRAWING TEMPLATE - 02-28-2023

C:\users\kquinton\projectwise\fsl\d0456219\

Jun 11, 2025 - 9:33am

WINN ALLEN PARK, SPRINGFIELD					DETAIL "T" PREPARATORY
REQUIRED BILL OF MATERIALS					
Item Number	MRC Stock Number	Maximo Part Number	Description	Quantity	Units
1656	MCJUREMA-000	620089	FITTING,COUPLING, PIPE, LYCOFIT, 1 IN IPS SDR11, PLASTIC	1	EA
1660	MCJUREMA-000	602892	FITTING,TEE, 2 IN IPS X 1 IN IPS, ELECTROFUSION, HDPE, WITH BUTT FUSION OUTLET, HDPE, BLACK, ASTM F1055	1	EA
8	63078024	542572	CAP,PIPE, 2 IN IPS SDR 11, BUTT FUSION END, HDPE, P-4710	1	EA

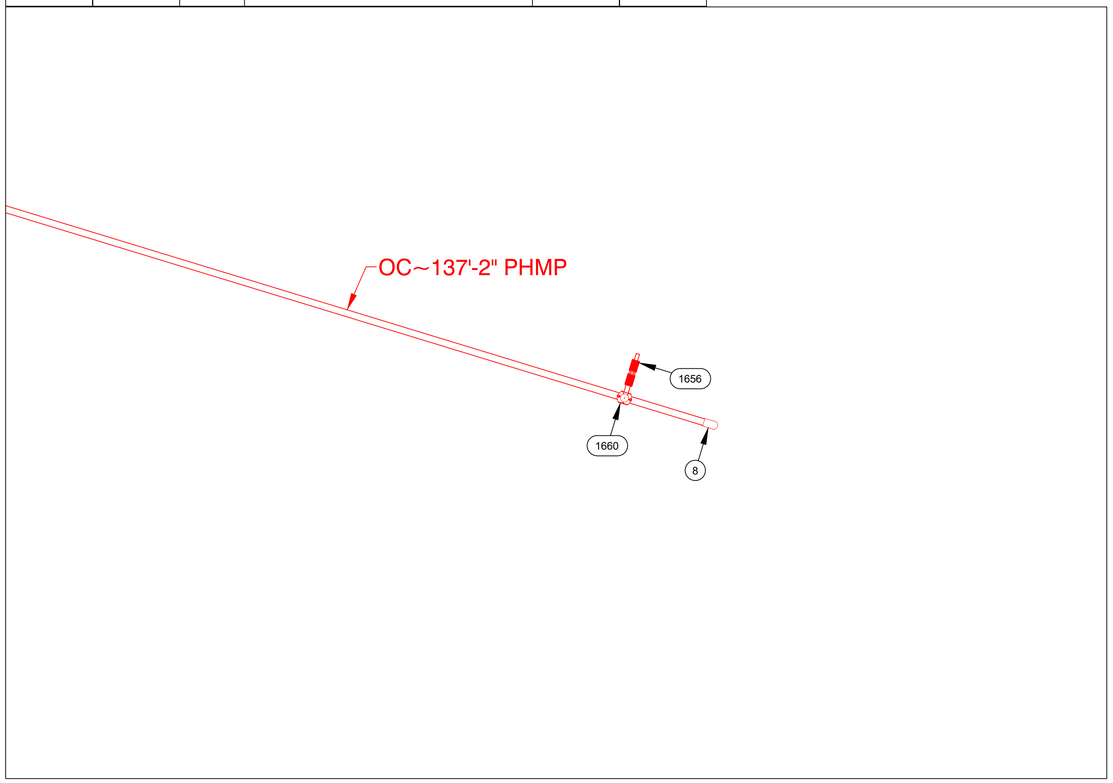

PREPARATORY TIE-IN DETAIL T

NOT TO SCALE

WINN ALLEN PARK, SPRINGFIELD					DETAIL "T" FINAL
REQUIRED BILL OF MATERIALS					
Item Number	MRC Stock Number	Maximo Part Number	Description	Quantity	Units
1653	MCJUREMA-000	620808	FITTING,CAP, LYCOFIT, 1 IN IPS SDR 11, PLASTIC, ASTM F1924	1	EA

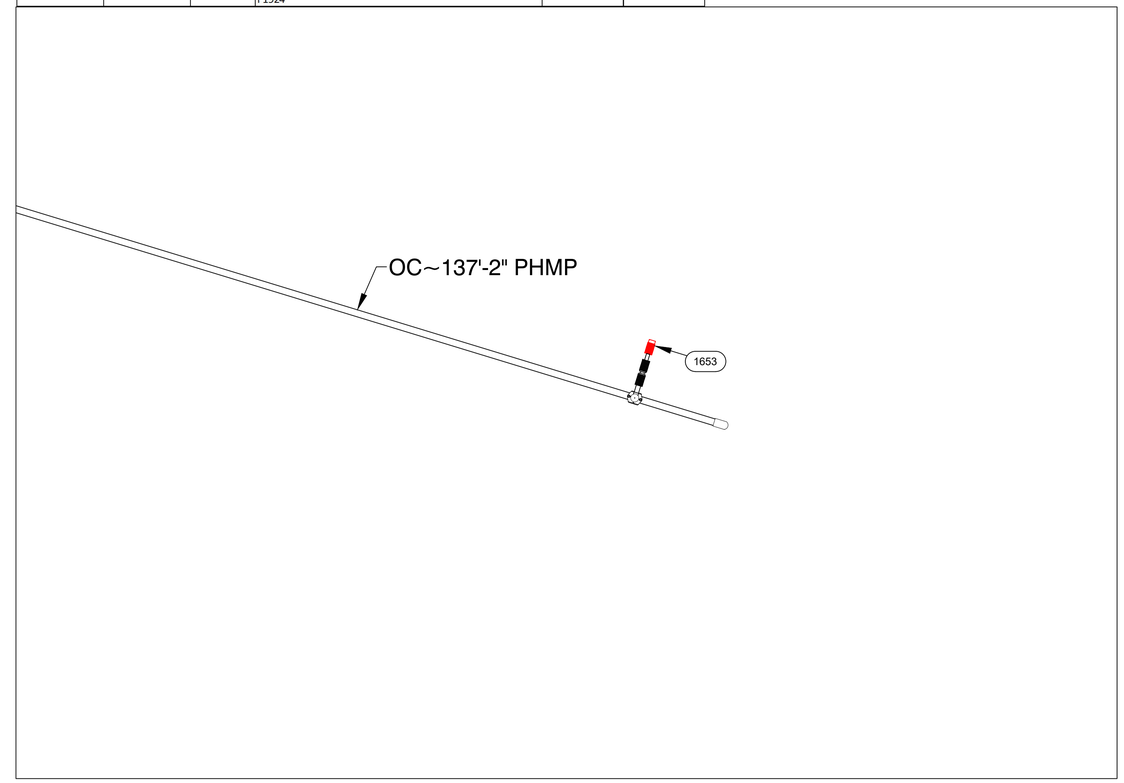

FINAL TIE-IN DETAIL T

NOT TO SCALE

ISSUED FOR CONSTRUCTION

COMMONWEALTH OF MASSACHUSETTS
DANIEL D'ELETTO
CIVIL
No. 55061
PROFESSIONAL ENGINEER

DANIEL D'ELETTO, P.E. 2025.06.12 08:53:04-04'00'

TRC
215 GREENFIELD PKY | Suite 102 | LIVERPOOL, NY 13088

811 Know what's below. Call before you dig.

FIELD VERIFY DIMENSIONS PRIOR TO PIPE FABRICATION

No.	Description	Date	Dw/Ck
1	MOVE TEXT BLOCKING METER LOCATION	6/11/25	KMQ/DD
0	ISSUED FOR CONSTRUCTION	4/22/25	KMQ/AS

Revision/Status

EVERSOURCE ENERGY

WINN ALLEN PARK - MASTER METER, SPRINGFIELD, MA

PROJECT # 25EG111 / WORK ORDER # 19907900

PREPARATORY AND FINAL TIE-IN DETAILS

SCALE: 1"=40' ON 22"X34" SHEET 26 OF 40

Drawn by / Date	Checked by / Date	Drawing Number	Rev. No.
KMQ 3/7/2025	AS 3/11/2025	25-MA-SPR-00129-DR-26	1

Winn Allen Park - Pro Drawing Rev0.dwg

EGMA DRAWING TEMPLATE - 02-28-2023

C:\users\kquinton\projectwise\fsfld\d0456219\

Jun 11, 2025 - 9:33am

WINN ALLEN PARK, SPRINGFIELD				DETAIL "U" PREPARATORY	
REQUIRED BILL OF MATERIALS					
Item Number	MRC Stock Number	Maximo Part Number	Description	Quantity	Units
287	63420245	610118	TEE,PIPE, SERVICE, 3/4 IN X 1 IN, WELDED ENDS, FORGED STEEL, W/ 1200 PSI STEEL CAP AND 3/8 IN PERFORATOR, CMA 44788002	1	EA

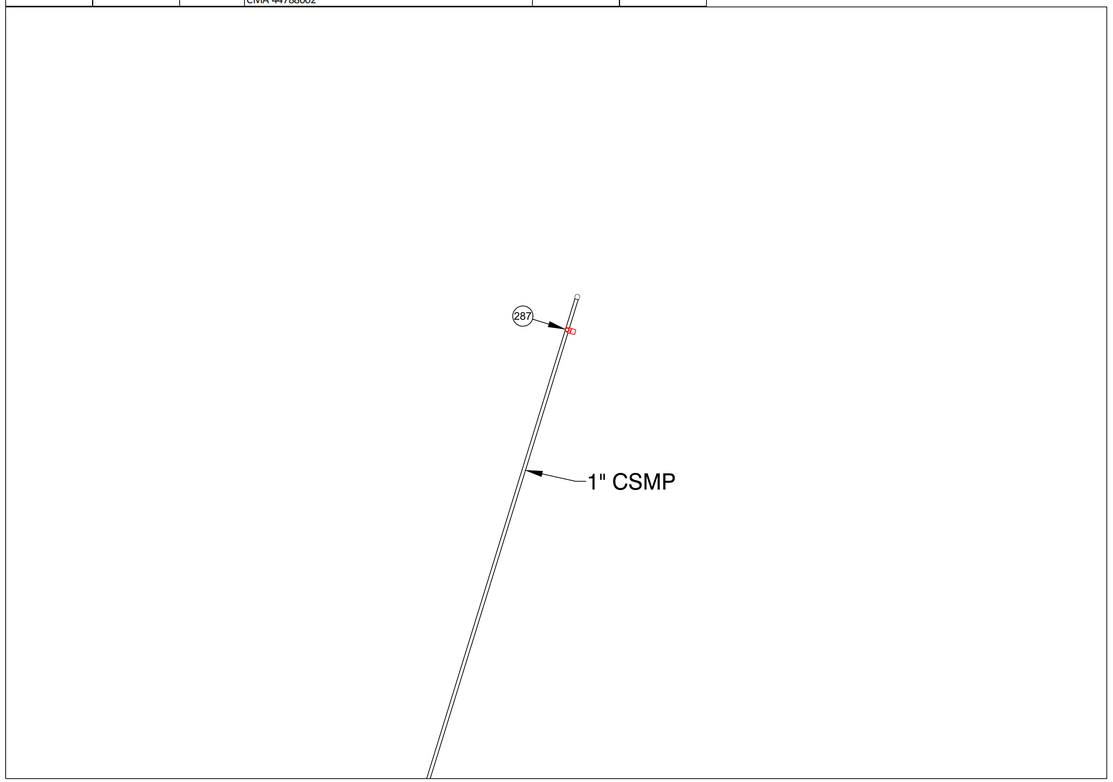

PREPARATORY TIE-IN DETAIL U
NOT TO SCALE

WINN ALLEN PARK, SPRINGFIELD				DETAIL "U" FINAL	
REQUIRED BILL OF MATERIALS					
Item Number	MRC Stock Number	Maximo Part Number	Description	Quantity	Units
195	16080349	542475	CAP,PIPE, 1 IN, SOCKET WELD END, ASTM A105, 3000 LB, FORGED	1	EA

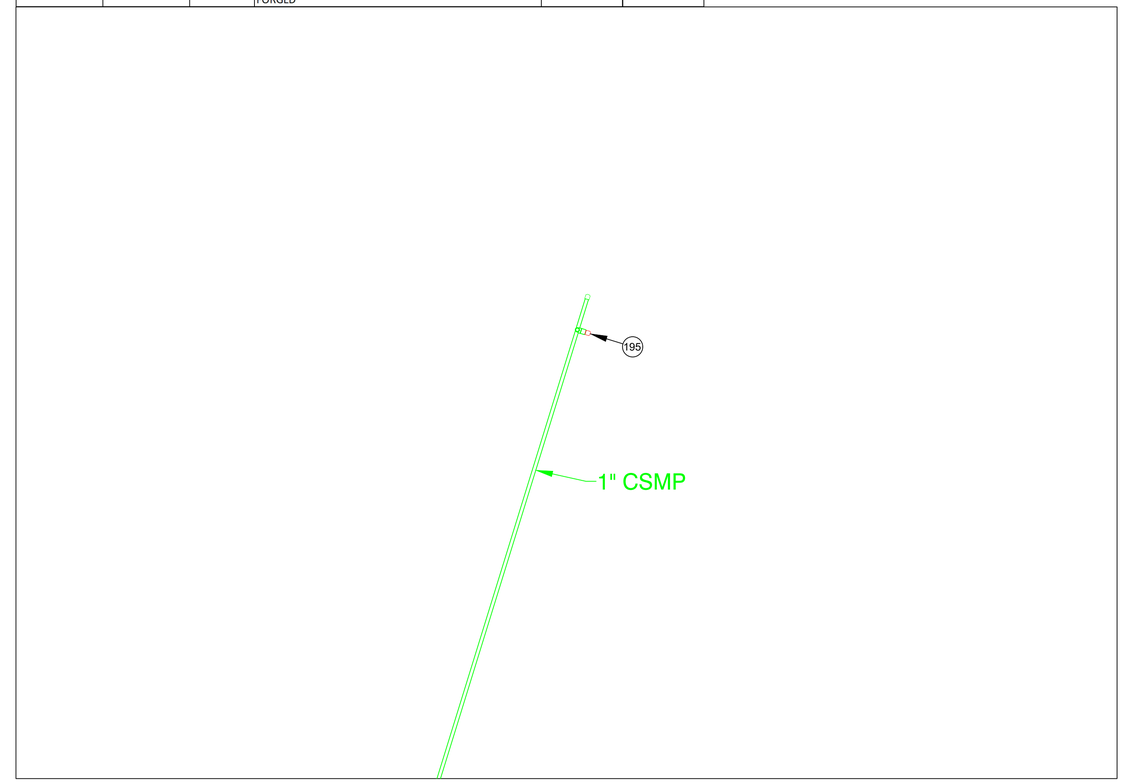

FINAL TIE-IN DETAIL U
NOT TO SCALE

ISSUED FOR CONSTRUCTION

COMMONWEALTH OF MASSACHUSETTS
DANIEL D'ELETTO
CIVIL
No. 55061
PROFESSIONAL ENGINEER
DANIEL D'ELETTO, P.E. 2025.06.12 08:53:05-04'00'

TRC
215 GREENFIELD PKY | Suite 102 | LIVERPOOL, NY 13088

811
Know what's below.
Call before you dig.

FIELD VERIFY DIMENSIONS PRIOR TO PIPE FABRICATION

No.	Description	Date	Dw/Ck
1	MOVE TEXT BLOCKING METER LOCATION	6/11/25	KMQ/DD
0	ISSUED FOR CONSTRUCTION	4/22/25	KMQ/AS

Revision/Status

EVERSOURCE ENERGY

WINN ALLEN PARK - MASTER METER, SPRINGFIELD, MA
PROJECT # 25EG111 / WORK ORDER # 19907900
PREPARATORY AND FINAL TIE-IN DETAILS

SCALE: 1"=40' ON 22"X34" SHEET 27 OF 40

Drawn by / Date	Checked by / Date	Drawing Number	Rev. No.
KMQ 3/7/2025	AS 3/11/2025	25-MA-SPR-00129-DR-27	1

Winn Allen Park - Pro Drawing Rev0.dwg
EGMA DRAWING TEMPLATE - 02-28-2023
C:\users\kquinton\projectwise\s\id\d0456219\
Jun 11, 2025 - 9:33am

WINN ALLEN PARK, SPRINGFIELD					DETAIL "V" PREPARATORY
REQUIRED BILL OF MATERIALS					
Item Number	MRC Stock Number	Maximo Part Number	Description	Quantity	Units
287	63420245	610118	TEE,PIPE, SERVICE, 3/4 IN X 1 IN, WELDED ENDS, FORGED STEEL, W/ 1200 PSI STEEL CAP AND 3/8 IN PERFORATOR, CMA 44788002	1	EA

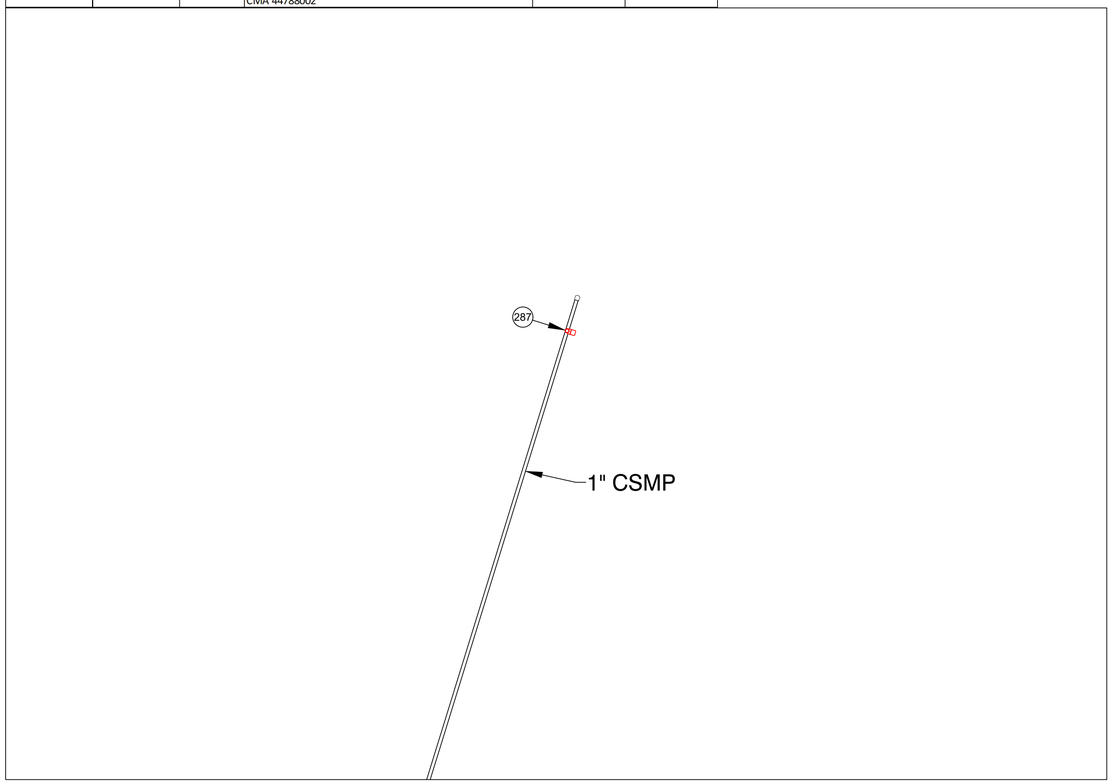

PREPARATORY TIE-IN DETAIL V
NOT TO SCALE

WINN ALLEN PARK, SPRINGFIELD					DETAIL "V" FINAL
REQUIRED BILL OF MATERIALS					
Item Number	MRC Stock Number	Maximo Part Number	Description	Quantity	Units
195	16080349	542475	CAP,PIPE, 1 IN, SOCKET WELD END, ASTM A105, 3000 LB, FORGED	1	EA

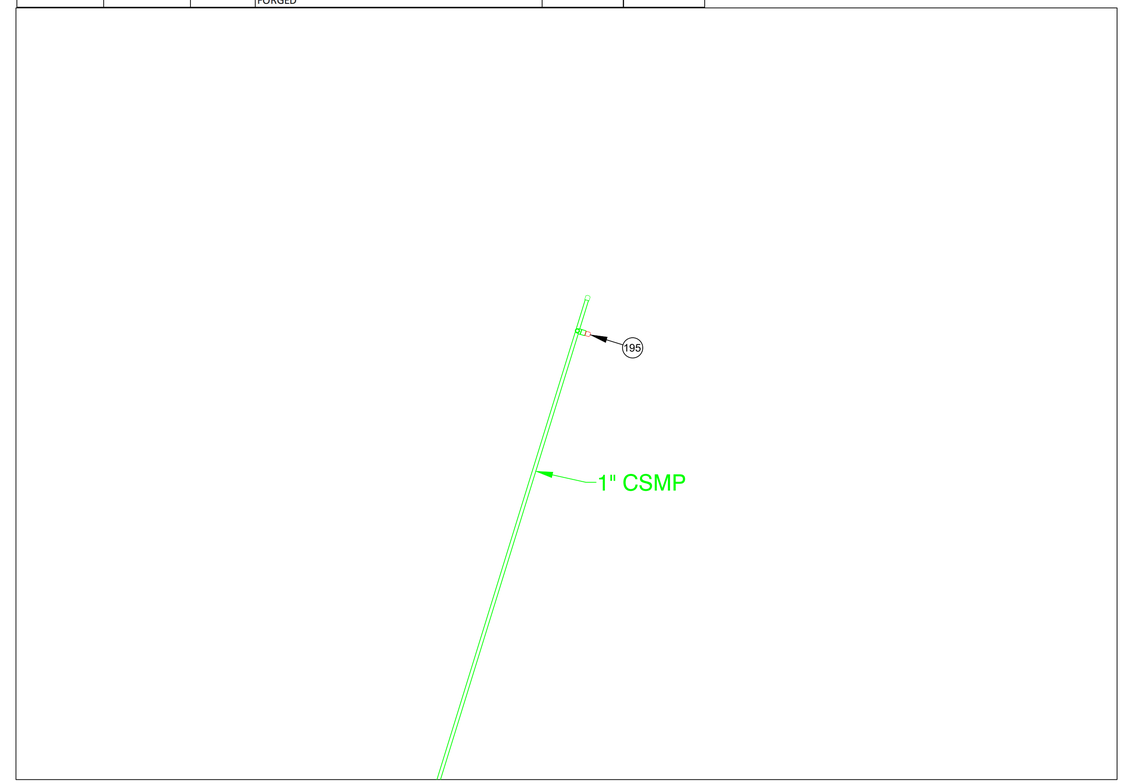

FINAL TIE-IN DETAIL V
NOT TO SCALE

ISSUED FOR CONSTRUCTION

COMMONWEALTH OF MASSACHUSETTS
DANIEL D'ELETTO
CIVIL
No. 55061
PROFESSIONAL ENGINEER
DANIEL D'ELETTO, P.E. 2025.06.12 08:53:06-04'00'

TRC
215 GREENFIELD PKY | Suite 102 | LIVERPOOL, NY 13088

811
Know what's below.
Call before you dig.

FIELD VERIFY DIMENSIONS PRIOR TO PIPE FABRICATION

No.	Description	Date	Dw/Ck
1	MOVE TEXT BLOCKING METER LOCATION	6/11/25	KMQ/DD
0	ISSUED FOR CONSTRUCTION	4/22/25	KMQ/AS

Revision/Status

EVERSOURCE ENERGY

WINN ALLEN PARK - MASTER METER, SPRINGFIELD, MA
PROJECT # 25EG111 / WORK ORDER # 19907900
PREPARATORY AND FINAL TIE-IN DETAILS

SCALE: 1"=40' ON 22"X34" SHEET 28 OF 40

Drawn by / Date	Checked by / Date	Drawing Number	Rev. No.
KMQ 3/7/2025	AS 3/11/2025	25-MA-SPR-00129-DR-28	1

Winn Allen Park - Pro Drawing Rev0.dwg
EGMA DRAWING TEMPLATE - 02-28-2023
C:\users\kquinton\projectwise\s\id\d0456219\
Jun 11, 2025 - 9:33am

WINN ALLEN PARK, SPRINGFIELD				DETAIL "W" PREPARATORY	
REQUIRED BILL OF MATERIALS					
Item Number	MRC Stock Number	Maximo Part Number	Description	Quantity	Units
287	63420245	610118	TEE,PIPE, SERVICE, 3/4 IN X 1 IN, WELDED ENDS, FORGED STEEL, W/ 1200 PSI STEEL CAP AND 3/8 IN PERFORATOR, CMA 44788002	1	EA

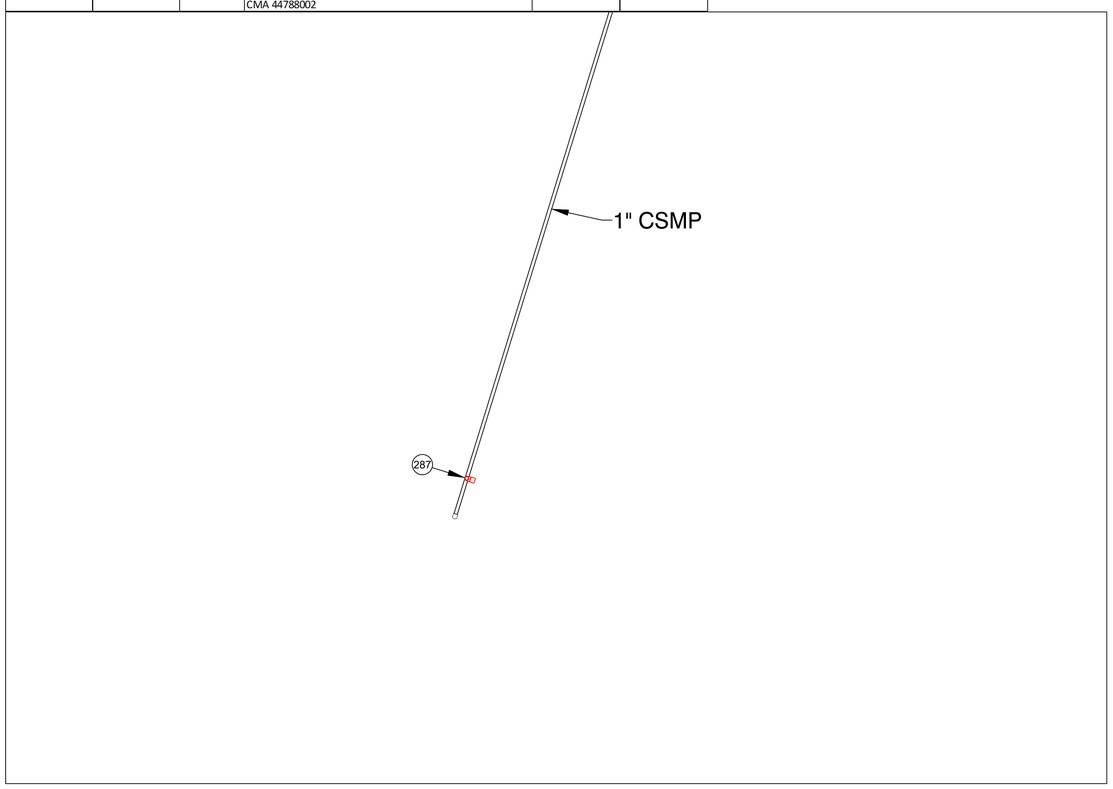

PREPARATORY TIE-IN DETAIL W
NOT TO SCALE

WINN ALLEN PARK, SPRINGFIELD				DETAIL "W" FINAL	
REQUIRED BILL OF MATERIALS					
Item Number	MRC Stock Number	Maximo Part Number	Description	Quantity	Units
195	16080349	542475	CAP,PIPE, 1 IN, SOCKET WELD END, ASTM A105, 3000 LB, FORGED	1	EA

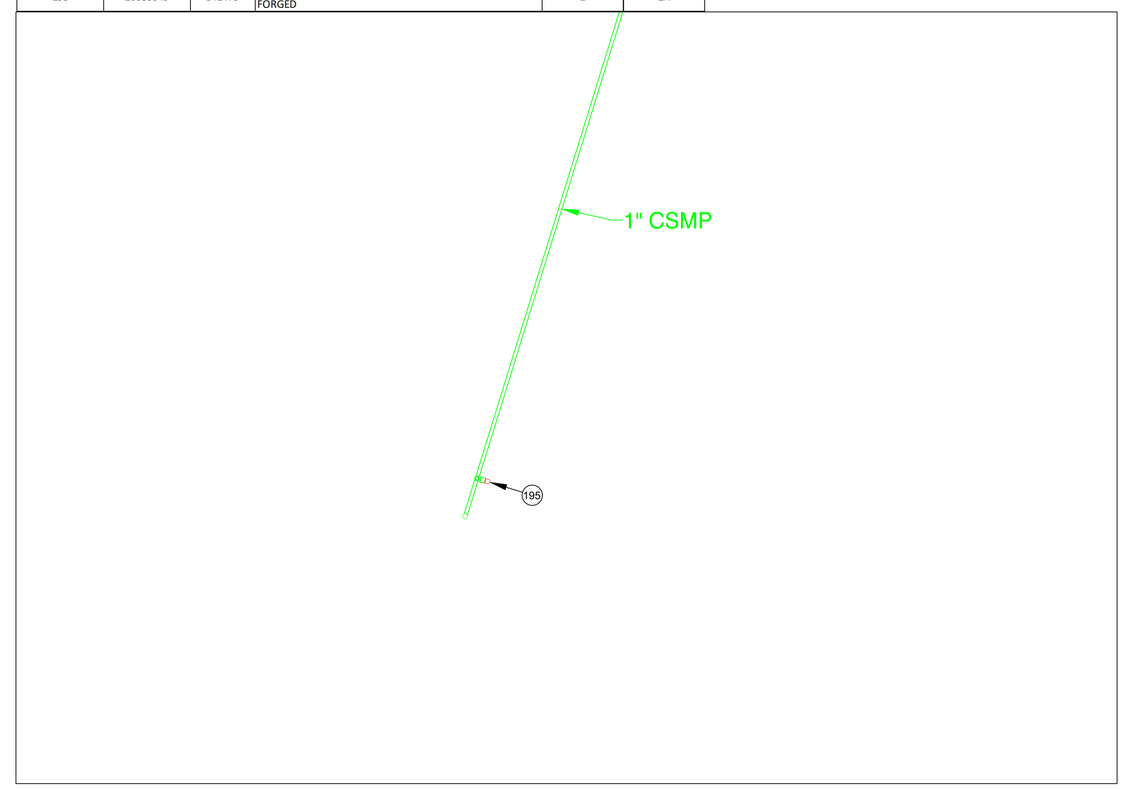

FINAL TIE-IN DETAIL W
NOT TO SCALE

ISSUED FOR CONSTRUCTION

COMMONWEALTH OF MASSACHUSETTS
DANIEL D'ELETTO
CIVIL
No. 55061
PROFESSIONAL ENGINEER
DANIEL D'ELETTO, P.E.
2025.06.12 08:53:07-04'00'

TRC
215 GREENFIELD PKY | Suite 102 | LIVERPOOL, NY 13088

811
Know what's below.
Call before you dig.

FIELD VERIFY DIMENSIONS PRIOR TO PIPE FABRICATION

No.	Description	Date	Dw/Ck
1	MOVE TEXT BLOCKING METER LOCATION	6/11/25	KMQ/DD
0	ISSUED FOR CONSTRUCTION	4/22/25	KMQ/AS

Revision/Status

EVERSOURCE ENERGY

WINN ALLEN PARK - MASTER METER, SPRINGFIELD, MA
PROJECT # 25EG111 / WORK ORDER # 19907900
PREPARATORY AND FINAL TIE-IN DETAILS

SCALE:1"=40' ON 22"X34" SHEET 29 OF 40

Drawn by / Date	Checked by / Date	Drawing Number	Rev. No.
KMQ 3/7/2025	AS 3/11/2025	25-MA-SPR-00129-DR-29	1

Winn Allen Park - Pro Drawing Rev0.dwg
EGMA DRAWING TEMPLATE - 02-28-2023
C:\users\kquinton\projectwise\fsi\d0456219\
Jun 11, 2025 - 9:33am

WINN ALLEN PARK, SPRINGFIELD				DETAIL "X" PREPARATORY	
REQUIRED BILL OF MATERIALS					
Item Number	MRC Stock Number	Maximo Part Number	Description	Quantity	Units
287	63420245	610118	TEE,PIPE, SERVICE, 3/4 IN X 1 IN, WELDED ENDS, FORGED STEEL, W/ 1200 PSI STEEL CAP AND 3/8 IN PERFORATOR, CMA 44788002	1	EA

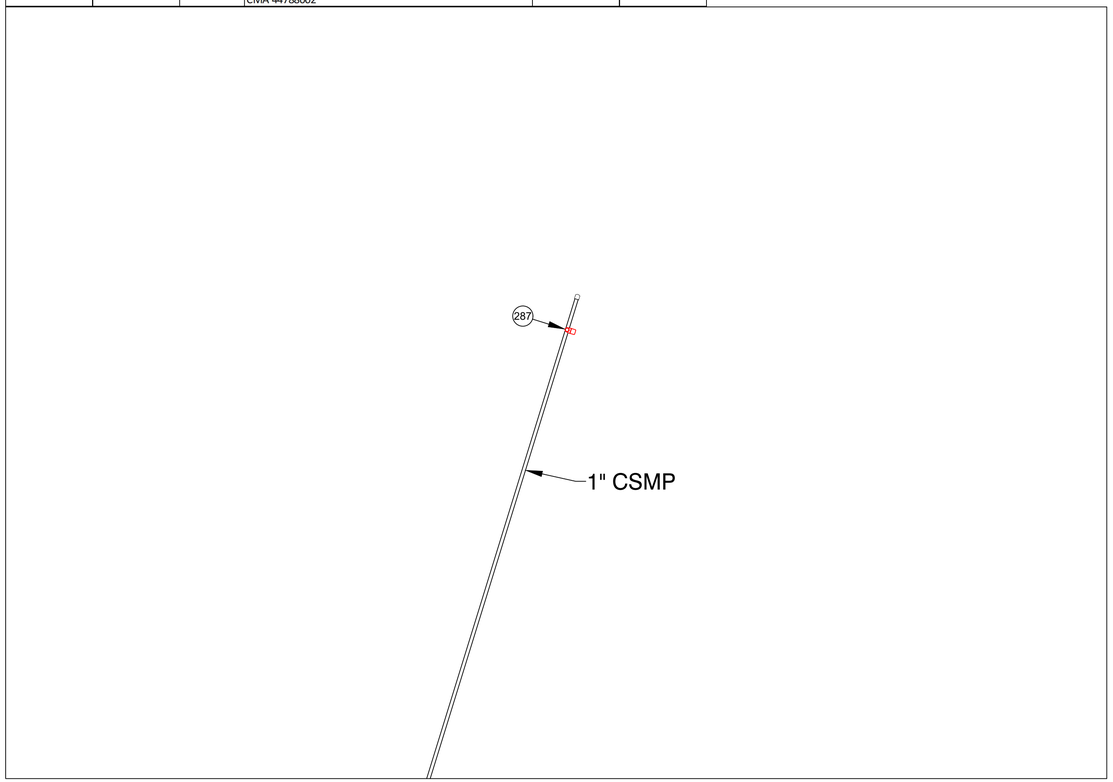

PREPARATORY TIE-IN DETAIL X

NOT TO SCALE

WINN ALLEN PARK, SPRINGFIELD				DETAIL "X" FINAL	
REQUIRED BILL OF MATERIALS					
Item Number	MRC Stock Number	Maximo Part Number	Description	Quantity	Units
195	16080349	542475	CAP,PIPE, 1 IN, SOCKET WELD END, ASTM A105, 3000 LB, FORGED	1	EA

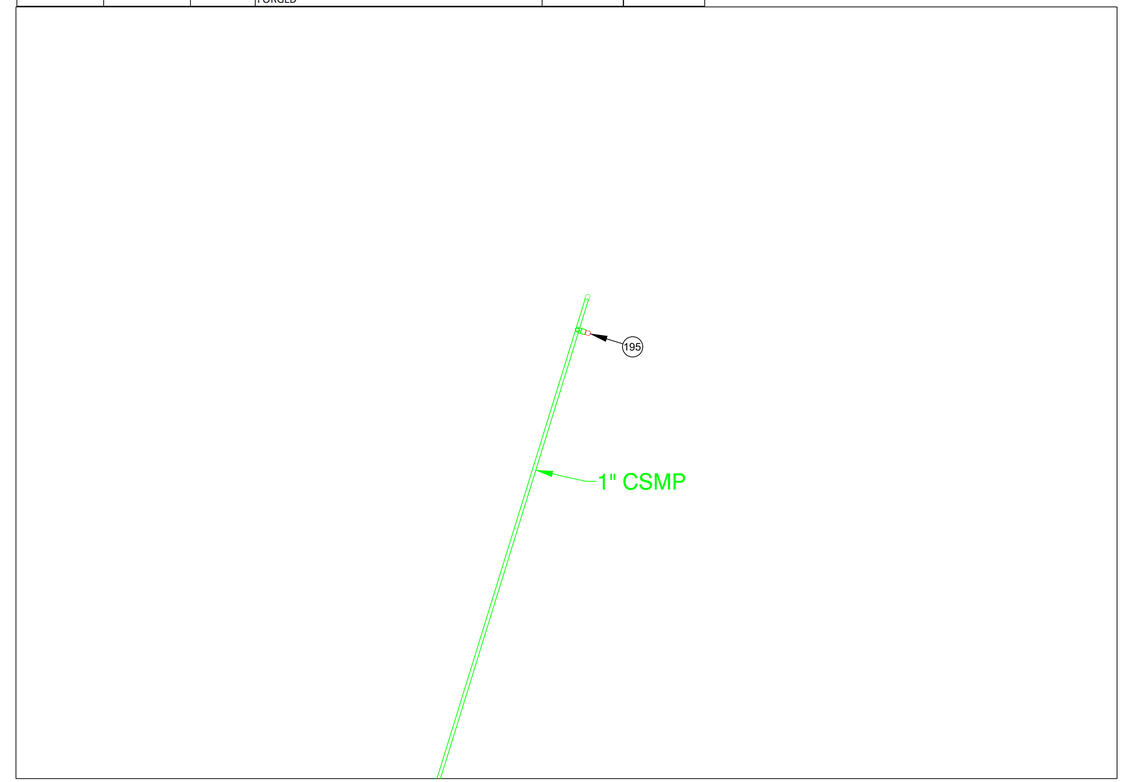

FINAL TIE-IN DETAIL X

NOT TO SCALE

ISSUED FOR CONSTRUCTION

COMMONWEALTH OF MASSACHUSETTS
DANIEL D'ELETTO
CIVIL
No. 55061
PROFESSIONAL ENGINEER

DANIEL D'ELETTO, P.E. 2025.06.12 08:53:08-04'00'

TRC
215 GREENFIELD PKY | Suite 102 | LIVERPOOL, NY 13088

811
Know what's below.
Call before you dig.

FIELD VERIFY DIMENSIONS PRIOR TO PIPE FABRICATION

No.	Description	Date	Dw/Ck
1	MOVE TEXT BLOCKING METER LOCATION	6/11/25	KMQ/DD
0	ISSUED FOR CONSTRUCTION	4/22/25	KMQ/AS

Revision/Status

EVERSOURCE ENERGY

WINN ALLEN PARK - MASTER METER, SPRINGFIELD, MA

PROJECT # 25EG111 / WORK ORDER # 19907900

PREPARATORY AND FINAL TIE-IN DETAILS

SCALE:1"=40' ON 22"X34" SHEET 30 OF 40

Drawn by / Date	Checked by / Date	Drawing Number	Rev. No.
KMQ 3/7/2025	AS 3/11/2025	25-MA-SPR-00129-DR-30	1

Winn Allen Park - Pro Drawing Rev0.dwg
EGMA DRAWING TEMPLATE - 02-28-2023
C:\users\kquinton\projectwise\s\ld0456219\
Jun 11, 2025 - 9:33am

WINN ALLEN PARK, SPRINGFIELD				DETAIL "Y" PREPARATORY	
REQUIRED BILL OF MATERIALS					
Item Number	MRC Stock Number	Maximo Part Number	Description	Quantity	Units
287	63420245	610118	TEE,PIPE, SERVICE, 3/4 IN X 1 IN, WELDED ENDS, FORGED STEEL, W/ 1200 PSI STEEL CAP AND 3/8 IN PERFORATOR, CMA 44788002	1	EA

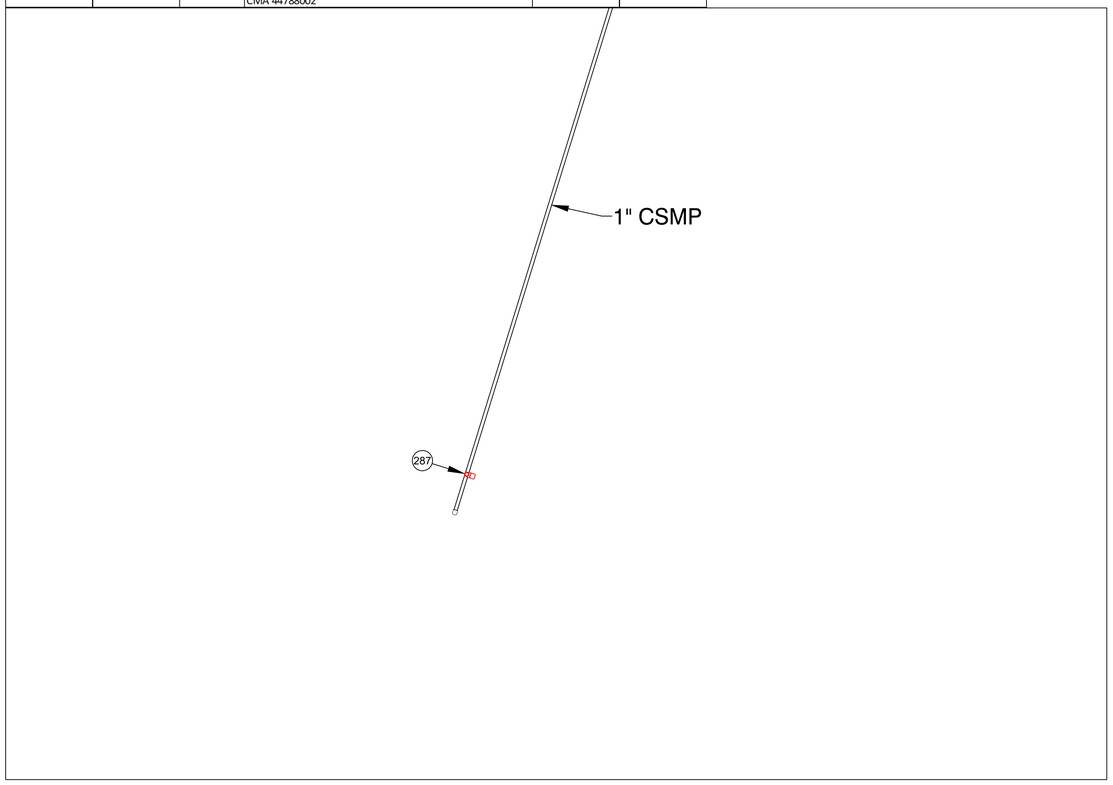

PREPARATORY TIE-IN DETAIL Y
NOT TO SCALE

WINN ALLEN PARK, SPRINGFIELD				DETAIL "Y" FINAL	
REQUIRED BILL OF MATERIALS					
Item Number	MRC Stock Number	Maximo Part Number	Description	Quantity	Units
195	16080349	542475	CAP,PIPE, 1 IN, SOCKET WELD END, ASTM A105, 3000 LB, FORGED	1	EA

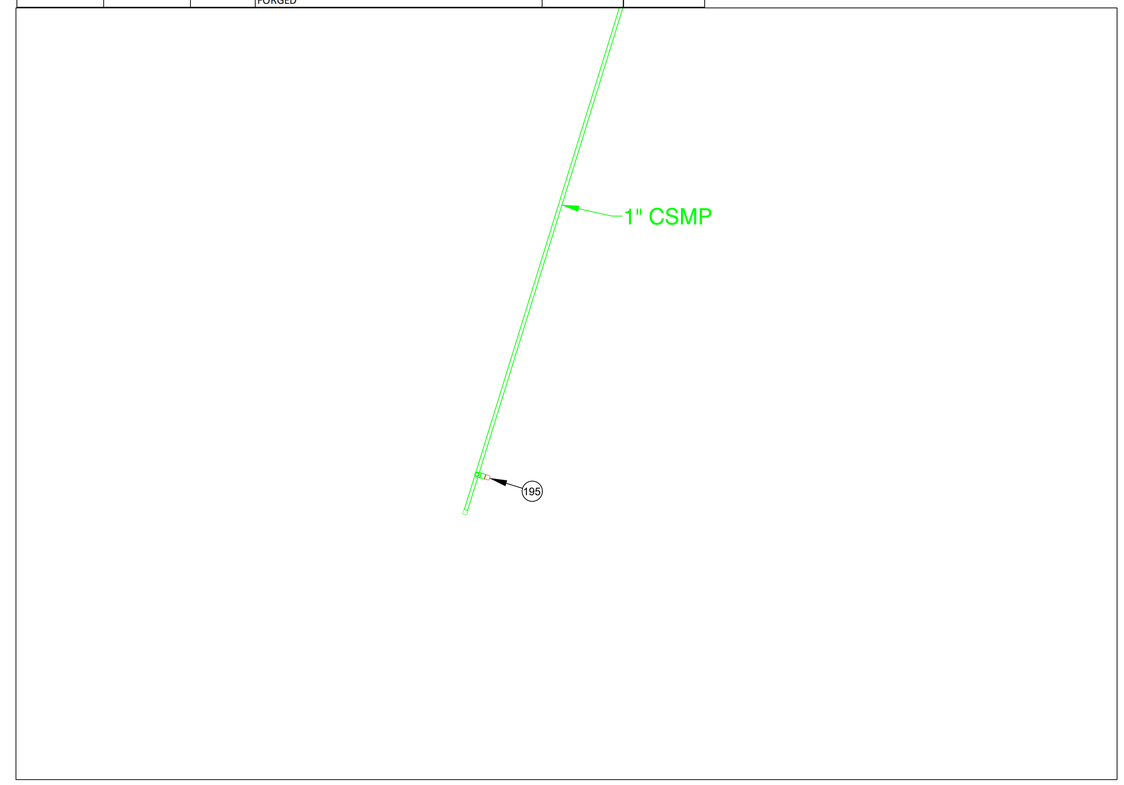

FINAL TIE-IN DETAIL Y
NOT TO SCALE

ISSUED FOR CONSTRUCTION

COMMONWEALTH OF MASSACHUSETTS
DANIEL D'ELETTO
CIVIL
No. 55061
PROFESSIONAL ENGINEER
DANIEL D'ELETTO, P.E.
2025.06.12 08:53:09-04'00'

TRC
215 GREENFIELD PKY | Suite 102 | LIVERPOOL, NY 13088

811
Know what's below.
Call before you dig.

FIELD VERIFY DIMENSIONS PRIOR TO PIPE FABRICATION

No.	Description	Date	Dw/Ck
1	MOVE TEXT BLOCKING METER LOCATION	6/11/25	KMQ/DD
0	ISSUED FOR CONSTRUCTION	4/22/25	KMQ/AS

Revision/Status

EVERSOURCE ENERGY

WINN ALLEN PARK - MASTER METER, SPRINGFIELD, MA
PROJECT # 25EG111 / WORK ORDER # 19907900
PREPARATORY AND FINAL TIE-IN DETAILS

SCALE:1"=40' ON 22"X34" SHEET 31 OF 40

Drawn by / Date	Checked by / Date	Drawing Number	Rev. No.
KMQ 3/7/2025	AS 3/11/2025	25-MA-SPR-00129-DR-31	1

Winn Allen Park - Pro Drawing Rev0.dwg
EGMA DRAWING TEMPLATE - 02-28-2023
C:\users\kquinton\projectwise\fsi\d0456219\
Jun 11, 2025 - 9:33am

WINN ALLEN PARK, SPRINGFIELD					DETAIL "Z" PREPARATORY
REQUIRED BILL OF MATERIALS					
Item Number	MRC Stock Number	Maximo Part Number	Description	Quantity	Units
287	63420245	610118	TEE,PIPE, SERVICE, 3/4 IN X 1 IN, WELDED ENDS, FORGED STEEL, W/ 1200 PSI STEEL CAP AND 3/8 IN PERFORATOR, CMA 44788002	1	EA

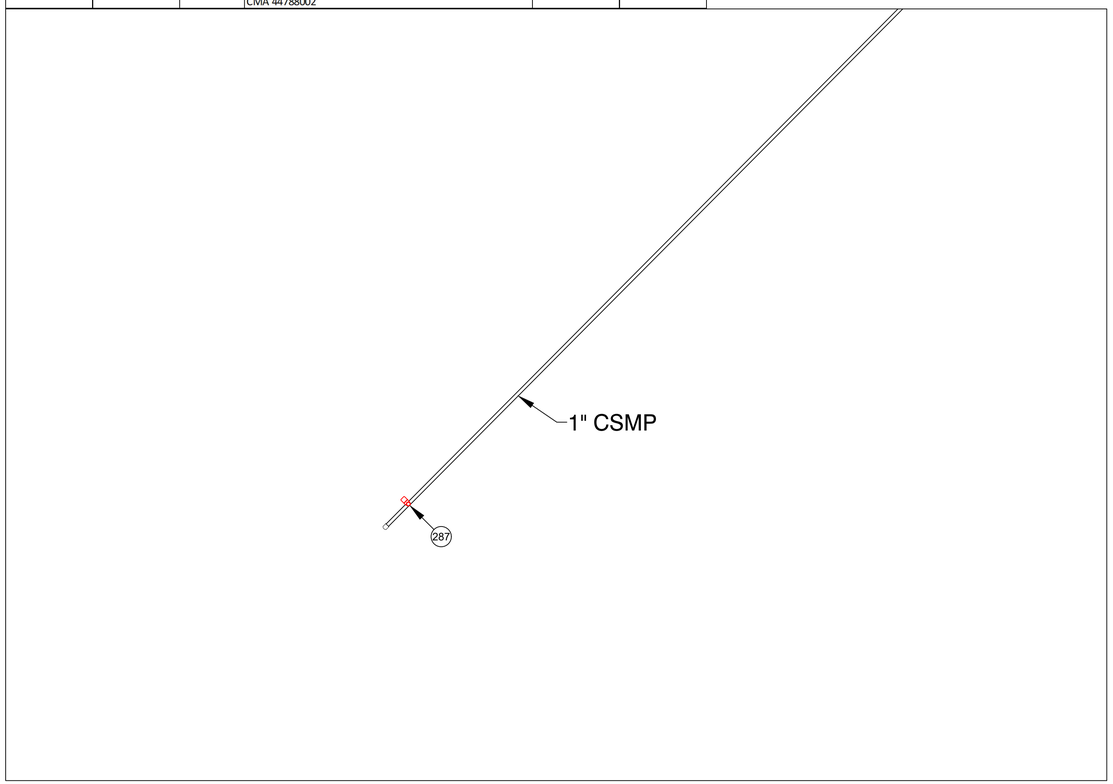

PREPARATORY TIE-IN DETAIL Z
NOT TO SCALE

WINN ALLEN PARK, SPRINGFIELD					DETAIL "Z" FINAL
REQUIRED BILL OF MATERIALS					
Item Number	MRC Stock Number	Maximo Part Number	Description	Quantity	Units
195	16080349	542475	CAP,PIPE, 1 IN, SOCKET WELD END, ASTM A105, 3000 LB, FORGED	1	EA

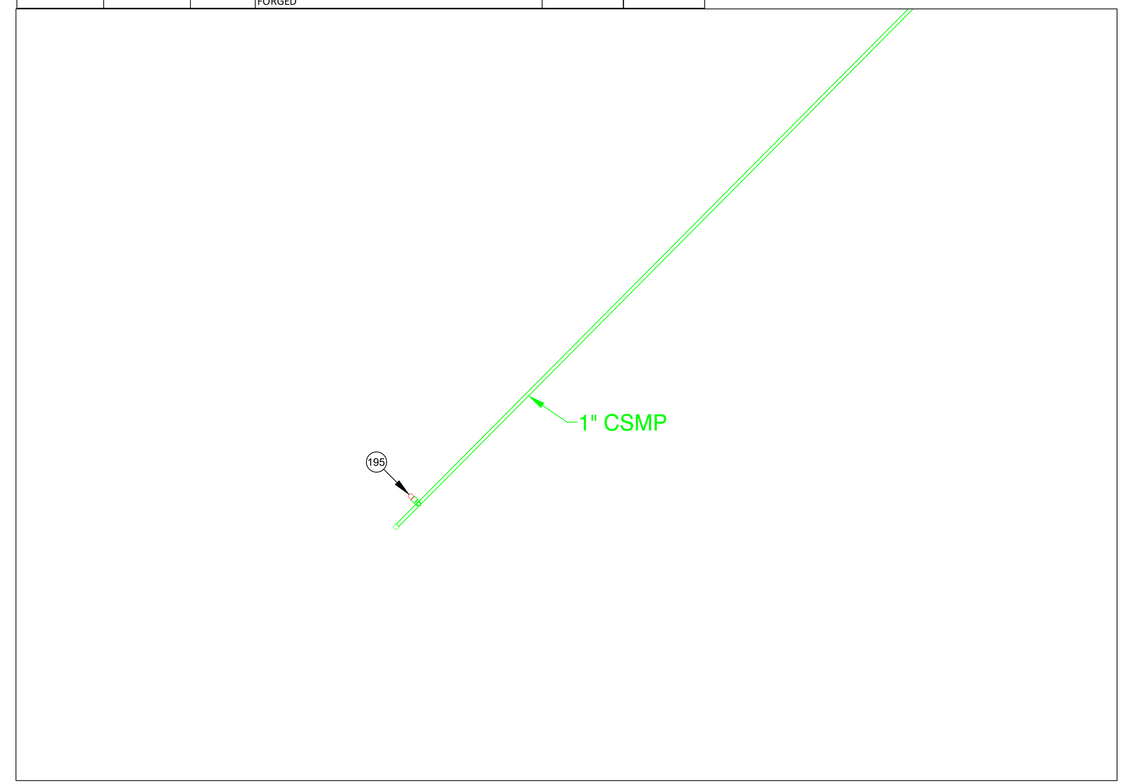

FINAL TIE-IN DETAIL Z
NOT TO SCALE

No.	Description	Date	Dw/Ck
1	MOVE TEXT BLOCKING METER LOCATION	6/11/25	KMQ/DD
0	ISSUED FOR CONSTRUCTION	4/22/25	KMQ/AS

Revision/Status

EVERSOURCE ENERGY

WINN ALLEN PARK - MASTER METER, SPRINGFIELD, MA
PROJECT # 25EG111 / WORK ORDER # 19907900
PREPARATORY AND FINAL TIE-IN DETAILS

SCALE: 1"=40' ON 22"X34" SHEET 32 OF 40

Drawn by / Date	Checked by / Date	Drawing Number	Rev. No.
KMQ 3/7/2025	AS 3/11/2025	25-MA-SPR-00129-DR-32	1

ISSUED FOR CONSTRUCTION

COMMONWEALTH OF MASSACHUSETTS
DANIEL D'ELETTO CIVIL No. 55061
PROFESSIONAL ENGINEER
DANIEL D'ELETTO, P.E. 2025.06.12 08:53:10-04'00'

TRC
215 GREENFIELD PKY | Suite 102 | LIVERPOOL, NY 13088

811 Know what's below. Call before you dig.

FIELD VERIFY DIMENSIONS PRIOR TO PIPE FABRICATION

Winn Allen Park - Pro Drawing Rev0.dwg

EGMA DRAWING TEMPLATE - 02-28-2023

C:\users\kquinton\projectwise\fsl\d0456219\

Jun 11, 2025 - 9:33am

WINN ALLEN PARK, SPRINGFIELD				DETAIL "AA" PREPARATORY	
REQUIRED BILL OF MATERIALS					
Item Number	MRC Stock Number	Maximo Part Number	Description	Quantity	Units
287	63420245	610118	TEE,PIPE, SERVICE, 3/4 IN X 1 IN, WELDED ENDS, FORGED STEEL, W/ 1200 PSI STEEL CAP AND 3/8 IN PERFORATOR, CMA 44788002	1	EA

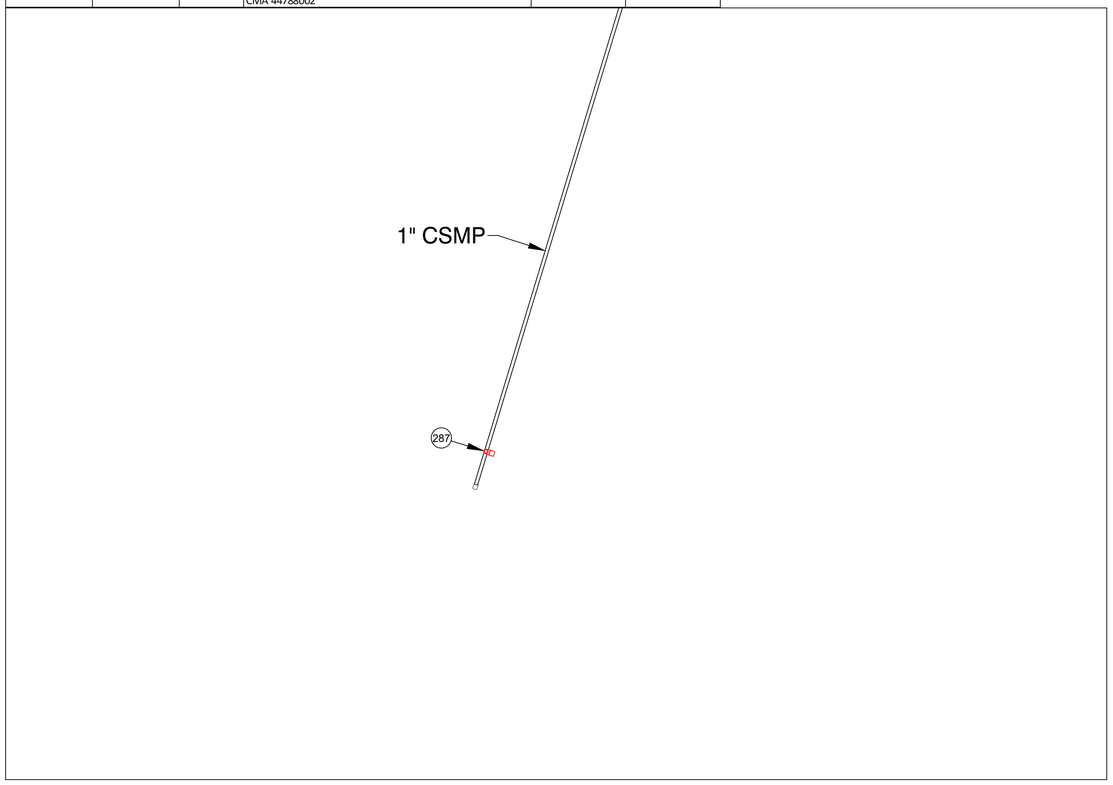

PREPARATORY TIE-IN DETAIL AA
NOT TO SCALE

WINN ALLEN PARK, SPRINGFIELD				DETAIL "AA" FINAL	
REQUIRED BILL OF MATERIALS					
Item Number	MRC Stock Number	Maximo Part Number	Description	Quantity	Units
195	16080349	542475	CAP,PIPE, 1 IN, SOCKET WELD END, ASTM A105, 3000 LB, FORGED	1	EA

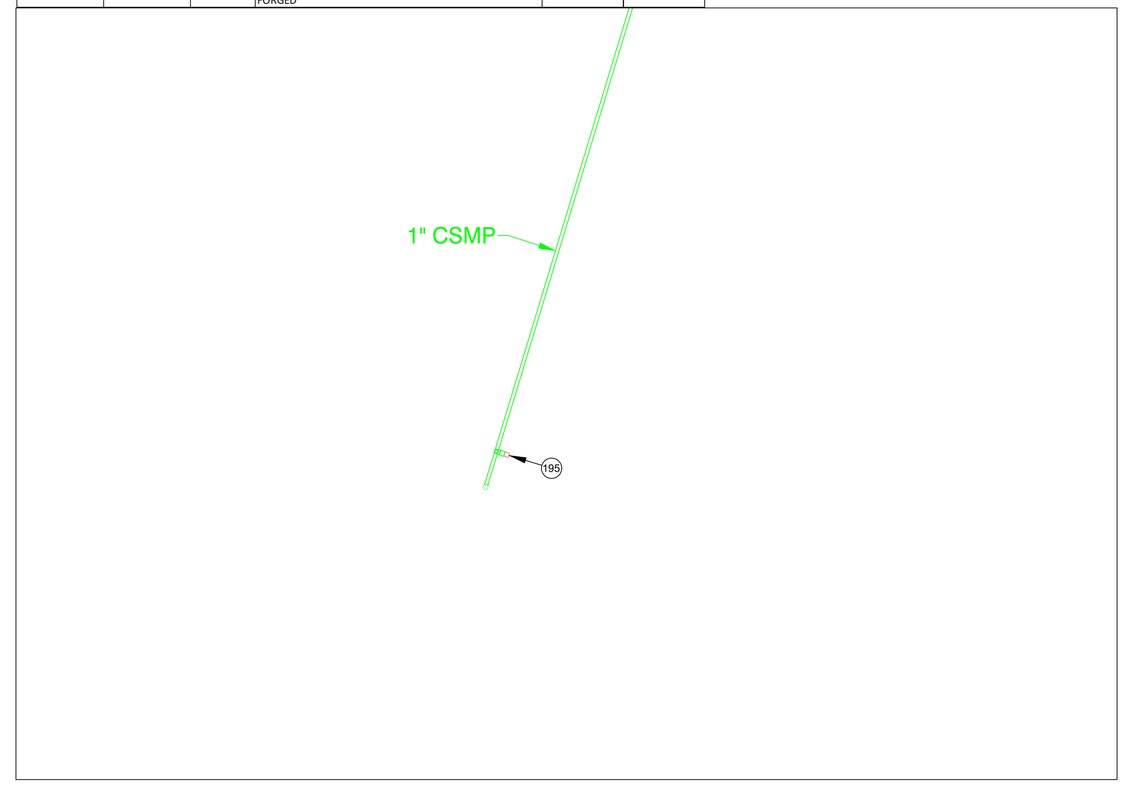

FINAL TIE-IN DETAIL AA
NOT TO SCALE

ISSUED FOR CONSTRUCTION

COMMONWEALTH OF MASSACHUSETTS
DANIEL D'ELETTO CIVIL No. 55061
PROFESSIONAL ENGINEER
DANIEL D'ELETTO, P.E. 2025.06.12 08:53:11-04'00'

TRC
215 GREENFIELD PKY | Suite 102 | LIVERPOOL, NY 13088

811 Know what's below. Call before you dig.

FIELD VERIFY DIMENSIONS PRIOR TO PIPE FABRICATION

No.	Description	Date	Dw/Ck
1	MOVE TEXT BLOCKING METER LOCATION	6/11/25	KMQ/DD
0	ISSUED FOR CONSTRUCTION	4/22/25	KMQ/AS

Revision/Status

EVERSOURCE ENERGY

WINN ALLEN PARK - MASTER METER, SPRINGFIELD, MA
PROJECT # 25EG111 / WORK ORDER # 19907900
PREPARATORY AND FINAL TIE-IN DETAILS

SCALE:1"=40' ON 22"X34" SHEET 33 OF 40

Drawn by / Date	Checked by / Date	Drawing Number	Rev. No.
KMQ 3/7/2025	AS 3/11/2025	25-MA-SPR-00129-DR-33	1

Winn Allen Park - Pro Drawing Rev0.dwg
EGMA DRAWING TEMPLATE - 02-28-2023
C:\users\kquinton\projectwise\fsi\d0456219\
Jun 11, 2025 - 9:33am

WINN ALLEN PARK, SPRINGFIELD				DETAIL "AB" PREPARATORY	
REQUIRED BILL OF MATERIALS					
Item Number	MRC Stock Number	Maximo Part Number	Description	Quantity	Units
287	63420245	610118	TEE,PIPE, SERVICE, 3/4 IN X 1 IN, WELDED ENDS, FORGED STEEL, W/ 1200 PSI STEEL CAP AND 3/8 IN PERFORATOR, CMA 44788002	1	EA

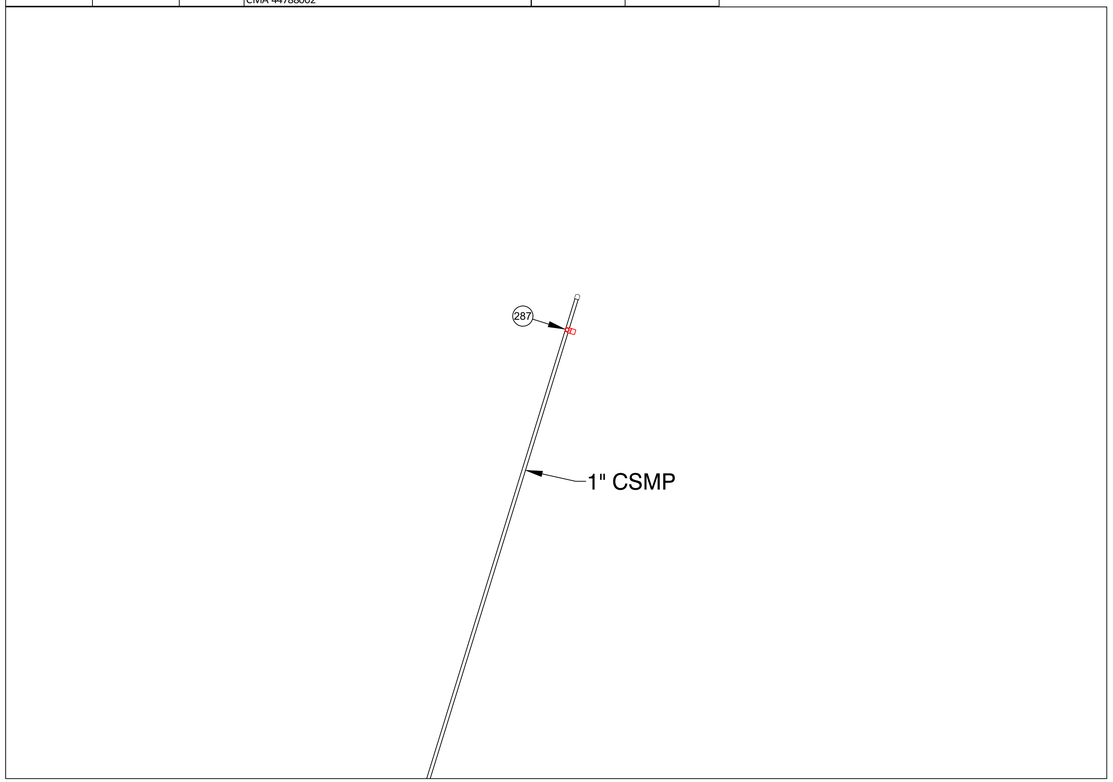

PREPARATORY TIE-IN DETAIL AB
NOT TO SCALE

WINN ALLEN PARK, SPRINGFIELD				DETAIL "AB" FINAL	
REQUIRED BILL OF MATERIALS					
Item Number	MRC Stock Number	Maximo Part Number	Description	Quantity	Units
195	16080349	542475	CAP,PIPE, 1 IN, SOCKET WELD END, ASTM A105, 3000 LB, FORGED	1	EA

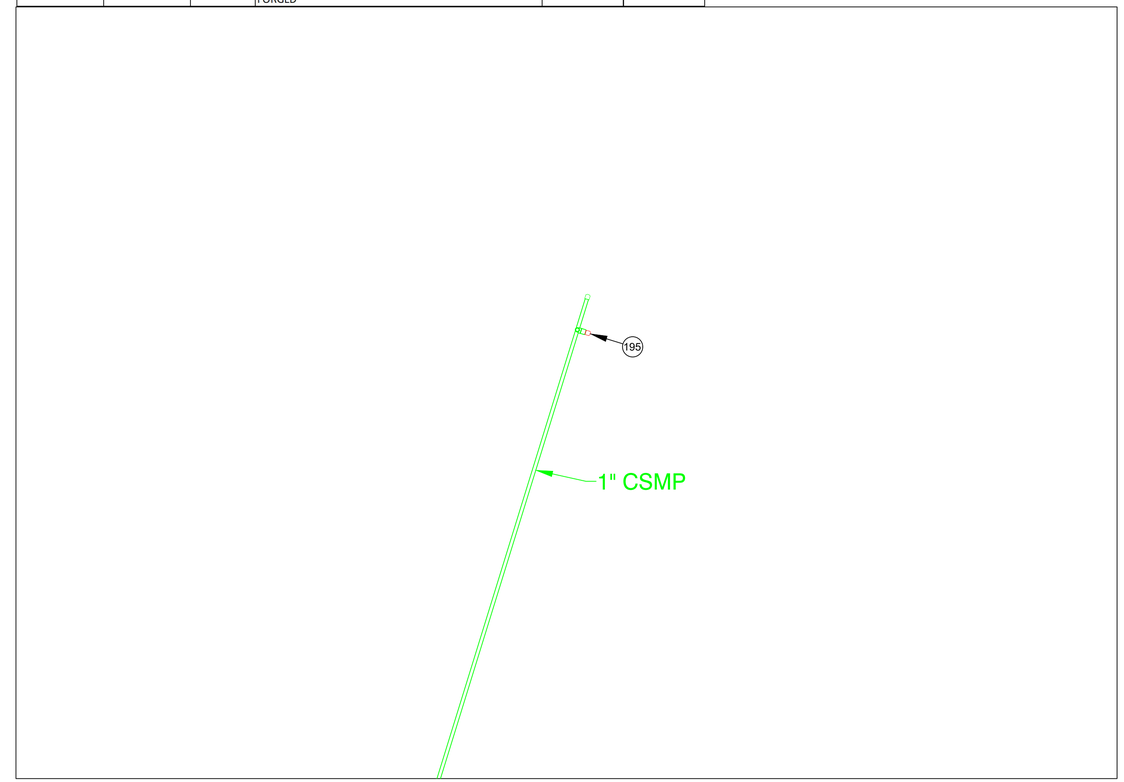

FINAL TIE-IN DETAIL AB
NOT TO SCALE

ISSUED FOR CONSTRUCTION

COMMONWEALTH OF MASSACHUSETTS
DANIEL D'ELETTO
CIVIL
No. 55061
PROFESSIONAL ENGINEER
DANIEL D'ELETTO, P.E. 2025.06.12 08:53:12-04'00'

TRC
215 GREENFIELD PKY | Suite 102 | LIVERPOOL, NY 13088

811
Know what's below.
Call before you dig.

FIELD VERIFY DIMENSIONS PRIOR TO PIPE FABRICATION

No.	Description	Date	Dw/Ck
1	MOVE TEXT BLOCKING METER LOCATION	6/11/25	KMQ/DD
0	ISSUED FOR CONSTRUCTION	4/22/25	KMQ/AS

Revision/Status

EVERSOURCE ENERGY

WINN ALLEN PARK - MASTER METER, SPRINGFIELD, MA
PROJECT # 25EG111 / WORK ORDER # 19907900
PREPARATORY AND FINAL TIE-IN DETAILS

SCALE: 1"=40' ON 22"X34" SHEET 34 OF 40

Drawn by / Date	Checked by / Date	Drawing Number	Rev. No.
KMQ 3/7/2025	AS 3/11/2025	25-MA-SPR-00129-DR-34	1

Winn Allen Park - Pro Drawing Rev0.dwg
EGMA DRAWING TEMPLATE - 02-28-2023
C:\users\kquinton\projectwise\s\id\d0456219\
Jun 11, 2025 - 9:33am

WINN ALLEN PARK, SPRINGFIELD				DETAIL "AC" PREPARATORY	
REQUIRED BILL OF MATERIALS					
Item Number	MRC Stock Number	Maximo Part Number	Description	Quantity	Units
287	63420245	610118	TEE,PIPE, SERVICE, 3/4 IN X 1 IN, WELDED ENDS, FORGED STEEL, W/ 1200 PSI STEEL CAP AND 3/8 IN PERFORATOR, CMA 44788002	1	EA

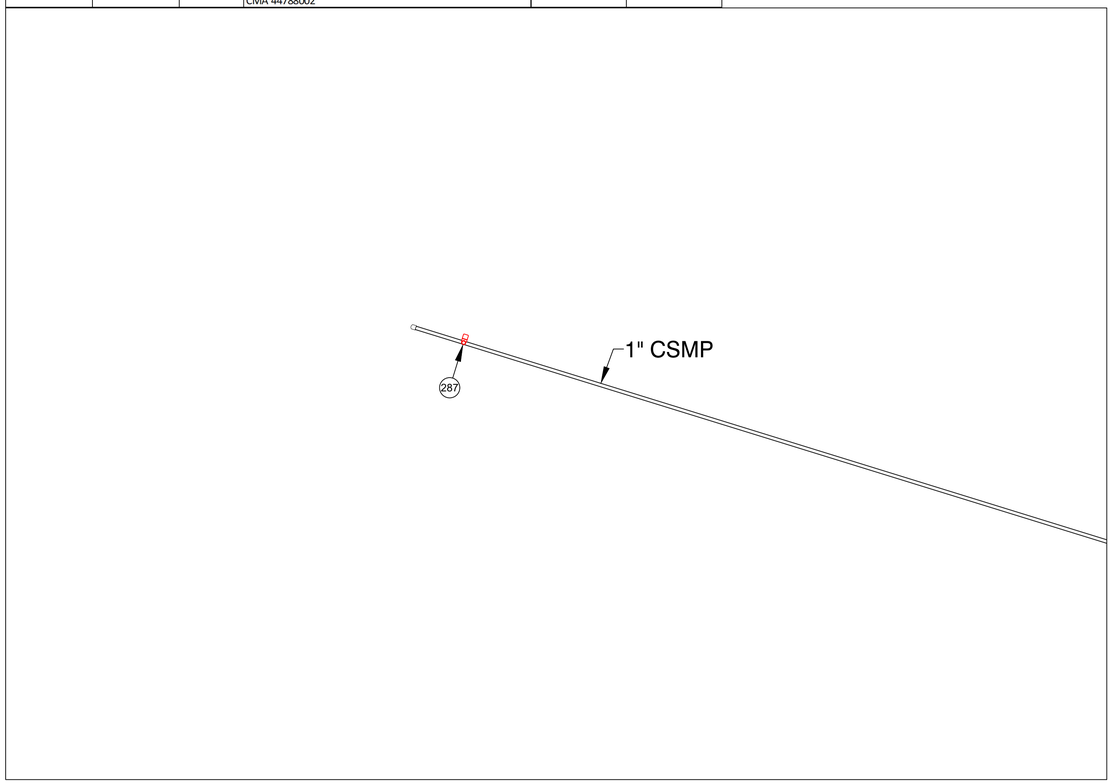

PREPARATORY TIE-IN DETAIL AC
NOT TO SCALE

WINN ALLEN PARK, SPRINGFIELD				DETAIL "AC" FINAL	
REQUIRED BILL OF MATERIALS					
Item Number	MRC Stock Number	Maximo Part Number	Description	Quantity	Units
195	16080349	542475	CAP,PIPE, 1 IN, SOCKET WELD END, ASTM A105, 3000 LB, FORGED	1	EA

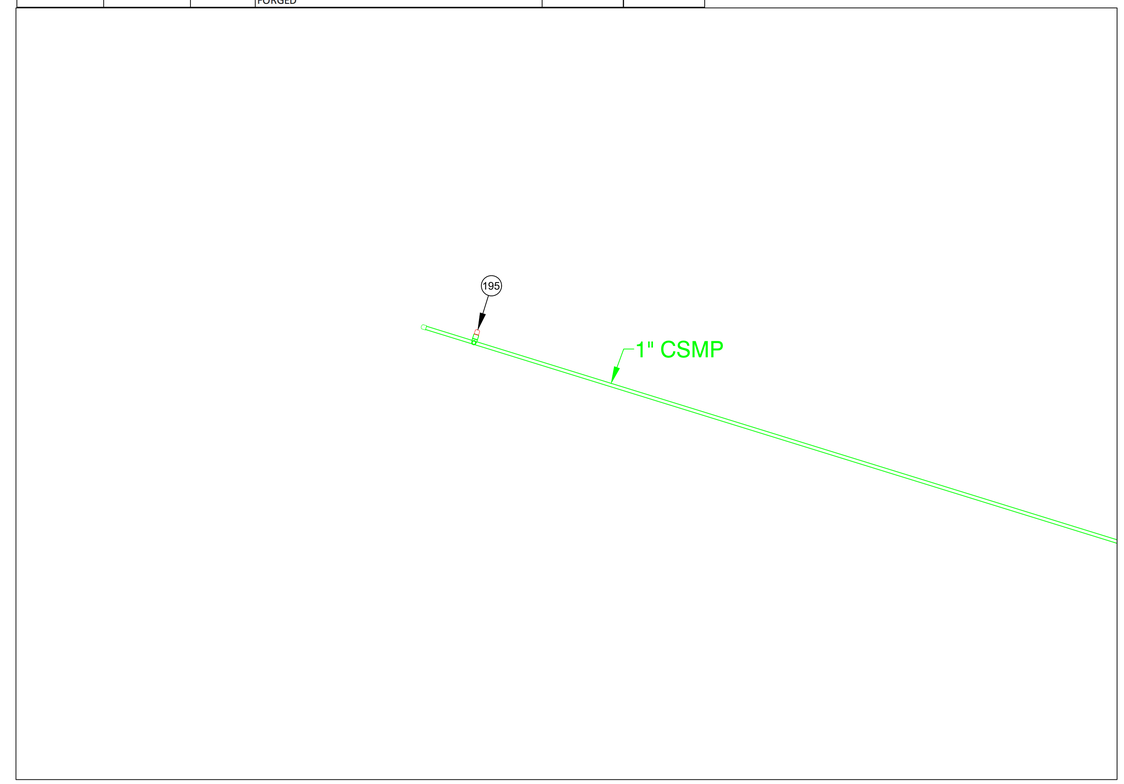

FINAL TIE-IN DETAIL AC
NOT TO SCALE

ISSUED FOR CONSTRUCTION

COMMONWEALTH OF MASSACHUSETTS
DANIEL D'ELETTO
CIVIL
No. 55061
PROFESSIONAL ENGINEER
DANIEL D'ELETTO, P.E. 2025.06.12 08:53:13-04'00'

TRC
215 GREENFIELD PKY | Suite 102 | LIVERPOOL, NY 13088

811
Know what's below.
Call before you dig.

FIELD VERIFY DIMENSIONS PRIOR TO PIPE FABRICATION

No.	Description	Date	Dw/Ck
1	MOVE TEXT BLOCKING METER LOCATION	6/11/25	KMQ/DD
0	ISSUED FOR CONSTRUCTION	4/22/25	KMQ/AS

Revision/Status

EVERSOURCE ENERGY

WINN ALLEN PARK - MASTER METER, SPRINGFIELD, MA
PROJECT # 25EG111 / WORK ORDER # 19907900
PREPARATORY AND FINAL TIE-IN DETAILS

SCALE:1"=40' ON 22"X34" SHEET 35 OF 40

Drawn by / Date	Checked by / Date	Drawing Number	Rev. No.
KMQ 3/7/2025	AS 3/11/2025	25-MA-SPR-00129-DR-35	1

Winn Allen Park - Pro Drawing Rev0.dwg
EGMA DRAWING TEMPLATE - 02-28-2023
C:\users\kquinton\projectwise\ts\d0456219\
Jun 11, 2025 - 9:33am

WINN ALLEN PARK, SPRINGFIELD				DETAIL "AD" PREPARATORY	
REQUIRED BILL OF MATERIALS					
Item Number	MRC Stock Number	Maximo Part Number	Description	Quantity	Units
287	63420245	610118	TEE,PIPE, SERVICE, 3/4 IN X 1 IN, WELDED ENDS, FORGED STEEL, W/ 1200 PSI STEEL CAP AND 3/8 IN PERFORATOR, CMA 44788002	1	EA

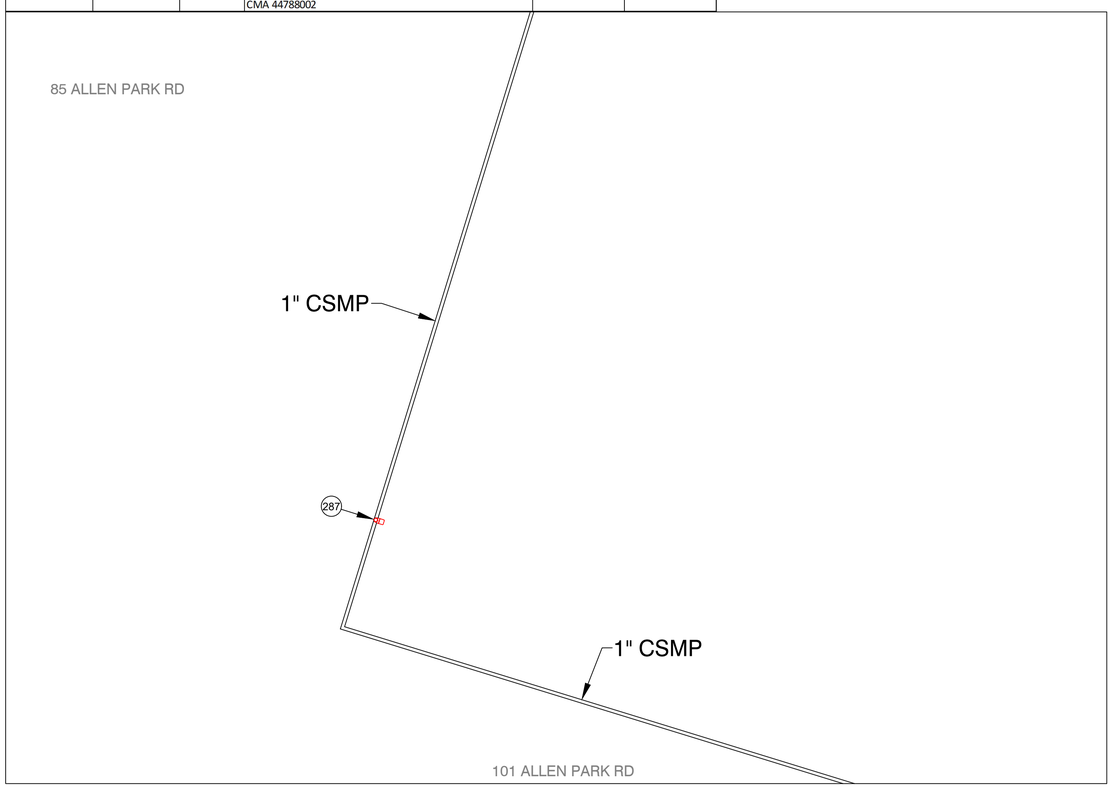

PREPARATORY TIE-IN DETAIL AD
NOT TO SCALE

WINN ALLEN PARK, SPRINGFIELD				DETAIL "AD" FINAL	
REQUIRED BILL OF MATERIALS					
Item Number	MRC Stock Number	Maximo Part Number	Description	Quantity	Units
195	16080349	542475	CAP,PIPE, 1 IN, SOCKET WELD END, ASTM A105, 3000 LB, FORGED	1	EA

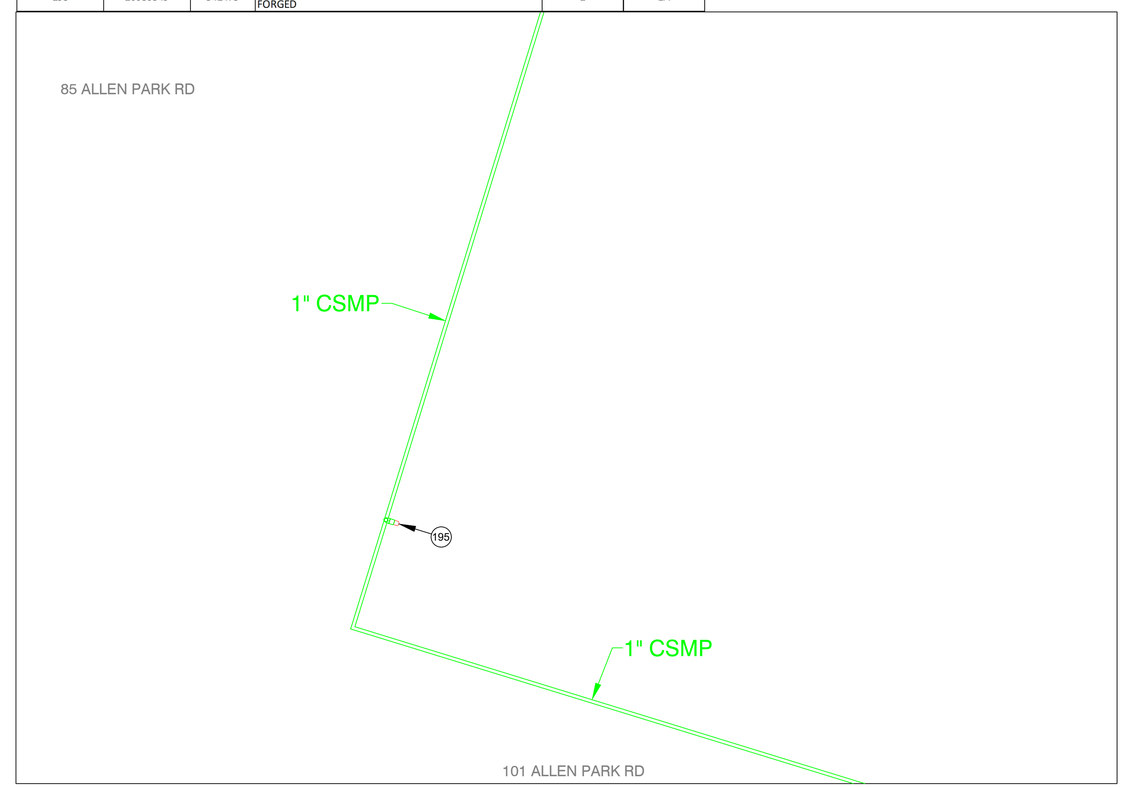

FINAL TIE-IN DETAIL AD
NOT TO SCALE

ISSUED FOR CONSTRUCTION

COMMONWEALTH OF MASSACHUSETTS
DANIEL D'ELETTO
CIVIL
No. 55061
PROFESSIONAL ENGINEER
DANIEL D'ELETTO, P.E. 2025.06.12 08:53:15-04'00'

TRC
215 GREENFIELD PKY | Suite 102 | LIVERPOOL, NY 13088

811
Know what's below.
Call before you dig.

FIELD VERIFY DIMENSIONS PRIOR TO PIPE FABRICATION

No.	Description	Date	Dw/Ck
1	MOVE TEXT BLOCKING METER LOCATION	6/11/25	KMQ/DD
0	ISSUED FOR CONSTRUCTION	4/22/25	KMQ/AS

Revision/Status

EVERSOURCE ENERGY

WINN ALLEN PARK - MASTER METER, SPRINGFIELD, MA
PROJECT # 25EG111 / WORK ORDER # 19907900
PREPARATORY AND FINAL TIE-IN DETAILS
SCALE:1"=40' ON 22"X34" SHEET 36 OF 40

Drawn by / Date	Checked by / Date	Drawing Number	Rev. No.
KMQ 3/7/2025	AS 3/11/2025	25-MA-SPR-00129-DR-36	1

Winn Allen Park - Pro Drawing Rev0.dwg
EGMA DRAWING TEMPLATE - 02-28-2023
C:\users\kquinton\projectwise\fsl\d0456219\
Jun 11, 2025 - 9:33am

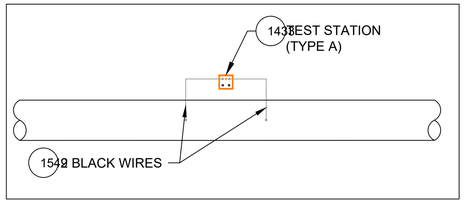

TYPE A TEST STATION

DETAIL CP1

SCALE: 1/2" = 1'-0"

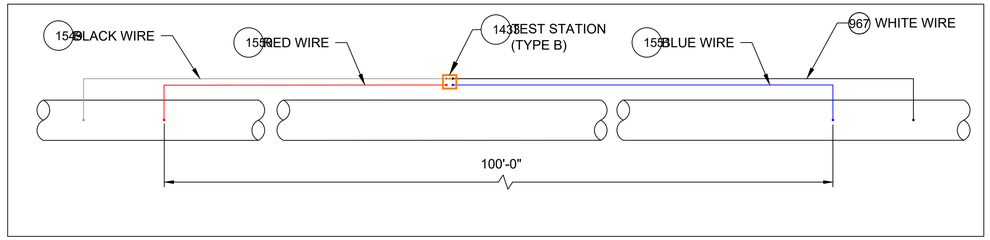

TYPE B TEST STATION

DETAIL CP2

SCALE: 1/2" = 1'-0"

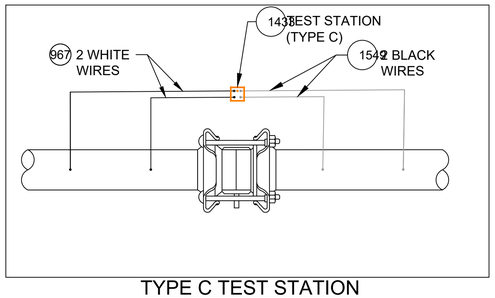

TYPE C TEST STATION

DETAIL CP3

SCALE: 1/2" = 1'-0"

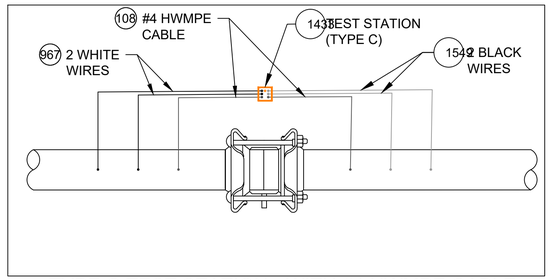

TYPE C TEST STATION - WITH #4 HWMPE CABLE

DETAIL CP4

SCALE: 1/2" = 1'-0"

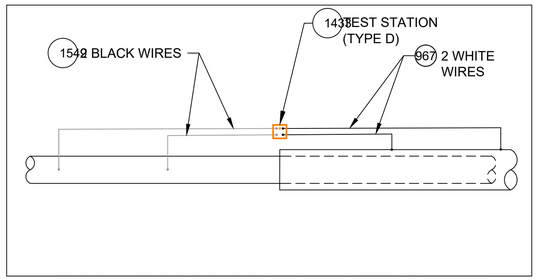

TYPE D TEST STATION (INSULATED CASING)

DETAIL CP5

SCALE: 1/2" = 1'-0"

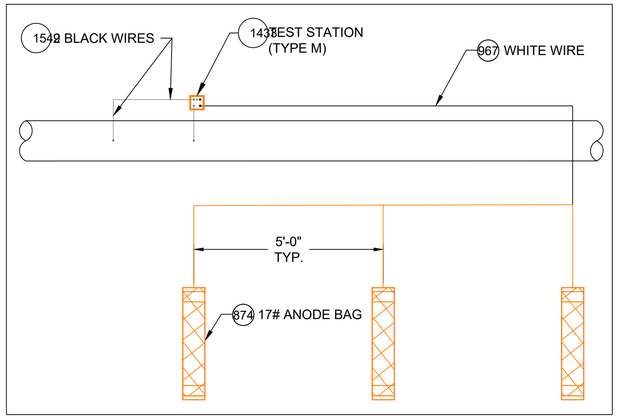

TYPE M TEST STATION (WITH ANODES)

DETAIL CP6

SCALE: 1/2" = 1'-0"

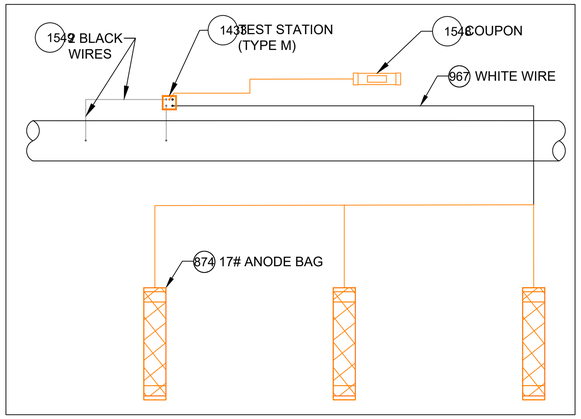

TYPE M TEST STATION (WITH COUPON AND ANODES)

DETAIL CP7

SCALE: 1/2" = 1'-0"

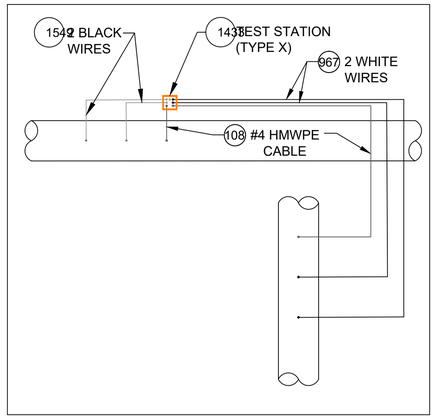

TYPE X TEST STATION

DETAIL CP8

SCALE: 1/2" = 1'-0"

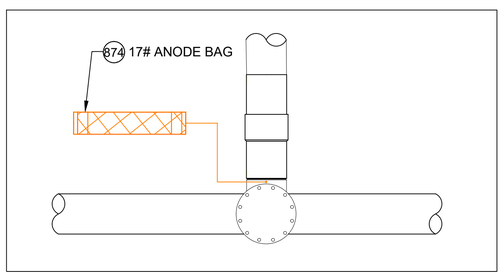

TDW 3-WAY TEE WITH ANODE

DETAIL CP9

SCALE: 1/2" = 1'-0"

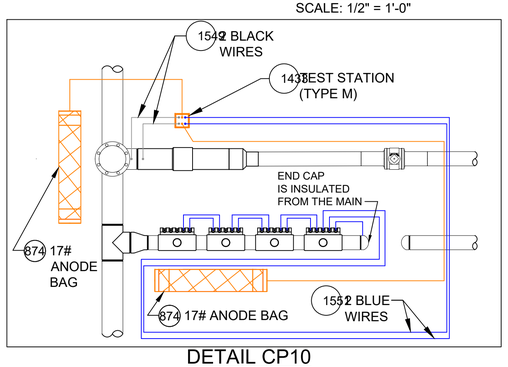

DETAIL CP10

SCALE: 1/2" = 1'-0"

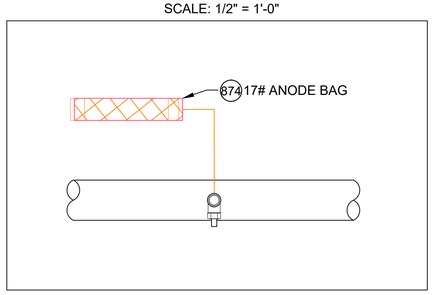

SERVICE TEE AND ANODE

DETAIL CP11

SCALE: 1/2" = 1'-0"

CATHODIC PROTECTION BILL OF MATERIALS MASTER BOM

Item	Maximo No.	Description	Units
25	500804	WELDER,THERMITE, THERMITE, FOR GAS PIPE, #12 CABLE,HORIZONTAL STEEL PIPE 4 IN AND LARGER DIAMETER	EA
26	500805	WELDER,THERMITE, THERMITE, FOR GAS PIPE, #12 CABLE, HORIZONTAL STEEL PIPE 3/4 - 3-1/2 IN DIAMETER	EA
69	503673	TAPE,WAX, 9 FT LG X 4 IN W, 24 ROLLS/CS, ABOVE AND BELOW GROUND APPLICATIONS, TR-#2A WAX, ALUMINUM	ROLL
95	505818	ANODE,BAG, 2.5 X 2.5 X 4.5 IN, 10 FT LG, 3 LB, MAGNESIUM	EA
101	508567	POWDER, CARTRIDGE, TYPE IS F-33, ALLOY , CAP COLOR CLEAR, 15 GM CHARGE, 20/PAC, FOR STEEL PIPE	BOX
102	508572	PRIMER, 4 GAL/CASE, BROWN, FOR WAX TAPE, APPLICATION TEMP 0 TO 230 F, TEMCOAT 3000	EA
108	513850	CABLE, INSULATED, CATHODIC PROTECTION, 1/C, #4 AWG, 7 STR, 600 V, BLACK, HMWPE, CU, 1000 FT ROLLS	FT
116	517626	CONNECTOR, SPLIT BOLT, 12 SOLID - 10 STRANDED, CU TO CU, HOUSING (COVER) MATE IN 590389,	EA
657	559168	SLEEVE,ELECTRICAL, #14 TO 10 AWG, W/ THERMITE WELDER, FOR CATHODIC PROTECTION	EA
874	577776	ANODE,BAG, 17 LB NET, HIGH POTENTIAL MAGNESIUM, W/ 10 FT #10 AWG TW ORANGE LEAD WIRE, PACKED IN CARDBOARD BOX 42 LB TOTAL WEIGHT	EA
967	578415	WIRE,ELECTRICAL, THHN, 1/C, #10 AWG, STRANDED, WHITE, INSULATED, CU, 500 FT SPOOL, WIRE	ROLL
1219	584045	EDI CONCENTRIC COUPON ASSEMBLY INCLUDING UCB-ZIN-LW010, 10 FT OF CABLE	ES
1418	590389	HOUSING, 50 V MAX, 10 AWG MAX, FOR PROTECTING TRACER WIRE SPLICES, USED WITH CONNECTOR IN 517626. 10/BAG	EA
1433	590871	BOX VALVE, TEST STATION, CP TEST #178, 10-1/4 IN DIA. LID, 8-3/8 IN I.D. 16 IN H., ASTM A48 CL 25 CAST IRON, FOR OFF-ROAD USE ONLY	EA
1548	603126	EDI CONCENTRIC COUPON ASSEMBLY INCLUDING UCB-ZIN-LW025, 25 FT OF CABLE	ES
1549	603139	WIRE,ELECTRICAL, THHN, 1/C, #10 AWG, STRANDED, BLACK, INSULATED, CU, 500 FT SPOOL,WIRE	ROLL
1550	603140	WIRE,ELECTRICAL, THHN, 1/C, #10 AWG, STRANDED, RED, INSULATED, CU, 500 FT SPOOL, WIRE	ROLL
1551	603141	WIRE,ELECTRICAL, THHN, 1/C, #10 AWG, STRANDED, BLUE INSULATED, CU, 500 FT SPOOL, WIRE	ROLL
1565	603423	TAPE,WAX, 9 FT LG X 6 IN W X 70-90 MIL THK, 16 ROLLS/CS, ABOVE AND BELOW GROUND APPLICATIONS, TR-#2A WAX, ALUMINUM	ROLL
1573	603769	TRENTON-FILL POR PM-GP,140 FA, FOR FILLING VOIDS & IRREGULAR SPACES PRIOR TO WRAPPING W/WAX TAPE, 0F TO 110F APPLICATION TEMPERATURE, 6 BLOCKS/CASE,	CASE
1576	603894	BOX,CORROSION, 18 IN LG, 5 IN DP, CI, W/ 5 TERMINAL, HOOKS, NON-LOCKING LID, YELLOW, LID MARKED 'CP TEST' - CATHODIC PROTECTION, CP TEST BOX	EA
1845	513849	CABLE, INSULATED, CATHODIC PROTECTION, 1/C, #8 AWG, 600 V	EA
1846	584942	WIRE,ELECTRICAL, CATHODIC PROTECTION CABLE, #6, HMWPE INSULATED	EA
1847	583055	ENCAPSULATION KIT, 2 PART, RESIN EPOXY, MOLD BODY, THRU 1 KV, INSULATES AND MOISTURE SEALS WYE CONNECTIONS	EA

NOTES:

1. ALL TEST STATION BOXES SHOULD BE INSTALLED IN A SAFE LOCATION WHERE ONE INDIVIDUAL CAN SAFELY OPEN AND ACCESS THE TEST WIRES. ALL TEST WIRES INSIDE THE BOX SHOULD HAVE ENOUGH SLACK ON THE WIRES SO THEY CAN EXTEND A MINIMUM OF 12" ABOVE GRADE.
2. FOR TYPE A TEST STATIONS, THE TWO WIRES SHOULD BE THERMITE WELDED TO THE COATED STEEL MAIN AND BE THE SAME COLOR. (COUPONS COULD BE ADDED TO THE TEST STATION TYPE).
3. FOR TYPE B TEST STATIONS, EACH OF THE FOUR WIRES SHOULD BE A DIFFERENT COLOR AND DOCUMENTED
4. FOR TYPE C TEST STATIONS, THE WIRES SHOULD BE THE SAME COLOR ON EACH SIDE OF THE INSULATED COUPLING. (ANODES AND/OR COUPONS COULD BE ADDED TO THIS TEST STATION TYPE).
5. FOR TYPE D TEST STATIONS WHICH ARE AT A CASING, WHITE WIRES ARE NORMALLY INSTALLED ON THE STEEL CASING AND BLACK WIRES ARE INSTALLED ON THE CARRIER PIPE. (ANODES AND/OR COUPONS COULD BE ADDED TO THIS TEST STATION TYPE).
6. FOR TYPE M TEST STATIONS, THE TWO WIRES THERMITE WELDED TO THE CARRIER PIPE SHOULD BE THE SAME COLOR WIRE. THERE IS ALSO MAGNESIUM ANODE(S) WIRE(S) LOCATED INSIDE THE TEST STATION BOX.THE WIRE COLOR (TYPICALLY ORANGE) FOR THE ANODES. IF THE ANODE WIRES ARE SPLICED TO A COMMON ANODE HEADER CABLE, THE ANODE HEADER CABLE SHOULD BE A (WHITE OR RED) DIFFERENT COLOR WIRE THAN THE WIRE THAT WAS THERMITE WELDED TO THE CARRIER PIPE. AT A TYPE M TEST STATION, NO MAGNESIUM ANODES SHOULD BE DIRECTLY THERMITE WELDED TO THE CARRIER PIPE OR IN CONTACT WITH THE CARRIER PIPE. THE ANODE HEADER WIRE OR INDIVIDUAL ANODE WIRES SHOULD TERMINATE INSIDE THE TEST STATION BOX. ANODES SHOULD BE SPACED A MINIMUM OF 5' ON CENTER FROM EACH OTHER AND A MINIMUM OF 12" AWAY AND BELOW THE BOTTOM OF THE STEEL MAIN.
7. IF COUPONS ARE TO BE INSTALLED , FIRST REMOVE THE PROTECTIVE LABEL COVERING THE STEEL COUPON AND THE RED STICKERS COVERING EACH SENSING PORT. CLEAN THE ENTIRE STEEL COUPON SURFACE WITH ALCOHOL TO REMOVE THE CORROSION INHIBITOR .PLACE THE COUPON ASSEMBLY APPROXIMATELY 12" FROM THE GAS MAIN BEING MONITORED WITH THE SENSING PORTS FACING THE GAS MAIN. THE COUPON ASSEMBLY SHOULD BE LOCATED ADJACENT TO THE BOTTOM PORTION OF THE GAS MAIN, ANYWHERE BETWEEN 3 O'CLOCK AND 9 O'CLOCK. THE SOIL BETWEEN THE COUPON AND THE MAIN SHOULD BE WELL COMPACTED AND CONTAIN NO ROCKS LARGER THAN A CENTIMETER IN DIAMETER OR FOREIGN MATERIAL.
8. ONE (1) 3# ANODE (MINIMUM) SHALL BE INSTALLED TO PROTECT THE CLAMPS ON EACH 10-FOOT SPAN OF PIPE. EACH 10-FOOT SPAN OF PIPE MUST BE A CONTINUOUS SECTION OF STEEL. CLAMPS ON NON-CONTINUOUS SECTIONS OF STEEL EVEN IF THEY ARE WITHIN 10 FEET OF EACH CANNOT BE PROTECTED BY THE SAME ANODE.
9. REFER TO CONSTRUCTION STANDARD CS-500 SECTION IV.G WHICH PROVIDES GENERAL GUIDANCE REGARDING "WRAPPING" FOR CORROSION PROTECTION. CS-500 SECTION IV.G.5. DESCRIBES THE BASIC STEPS REQUIRED TO WRAP LEAK REPAIR CLAMPS.

NOTE: DETAILS CP-9 AND CP-11 ARE FOR NEW STEEL FITTINGS THAT ARE NOT ELECTRICALLY ISOLATED FROM EXISTING UNPROTECTED STEEL. THESE ANODES ARE DIRECTLY CONNECTED TO THE NEW STEEL FITTING AND THE ANODE MUST BE A MINIMUM OF 2 FEET FROM ANY NEW ISOLATED FITTINGS OR ASSOCIATED ANODES.

No.	Description	Date	Dw/Ck/Ap
6	ADDED DETAIL CP18 FOR TYPE P TEST STATION	07/03/24	WBH/KJK/MJL
5	REVISED BOM ITEMS TO MATCH STANDARD BOM REV. 10	02/21/24	WBH/KJK/MJL
4	REVISED BOM ITEMS TO MATCH STANDARD BOM REV. 9	11/17/23	WBH/KJK/MJL
3	REVISED BOM ITEMS TO MATCH STANDARD BOM REV. 8	03/13/23	WBH/KJK/MJL
2	ADDED DETAILS CP10,16A & 17A AND REVISED OTHER DETAILS	02/08/23	WBH/KJK/MJL
1	ADDED DETAILS CP12 & CP13, NOTES AND REVISED BOM	02/02/21	WBH/KJK/MJL

Revision/Status

EVERSOURCE ENERGY

STANDARD CS-500 CORROSION DETAILS

STREET ADDRESS, TOWN/CITY

DETAILS, NOTES AND BILL OF MATERIALS

FIELD VERIFY DIMENSIONS PRIOR TO PIPE FABRICATION

SCALE: 1/2" = 1'-0" SHEET 1 OF 3

Drawn by / Date	Checked by / Date	Sheet Number	Rev. No.
WBH 10/05/20	KJK 10/19/20	MA-COR-STD-001-01	6
Approved by / Date: MJL 10/19/20			

C:\users\kquinton\projectwise\fsl\d0456219\ Winn Allen Park - Pro Drawing Rev0.dwg

Jun 11, 2025 - 9:33am

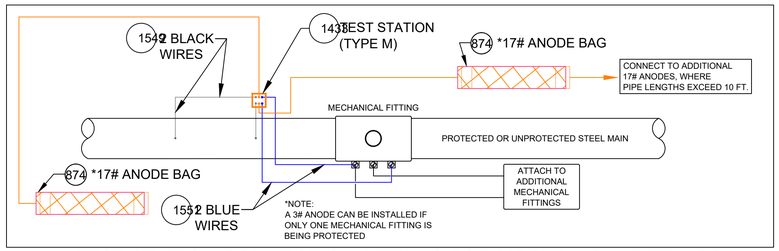

TEST STATION CONNECTION DETAILS FOR MECHANICAL FITTINGS INSTALLED ON A STEEL MAIN

DETAIL CP12

SCALE: 1/2" = 1'-0"

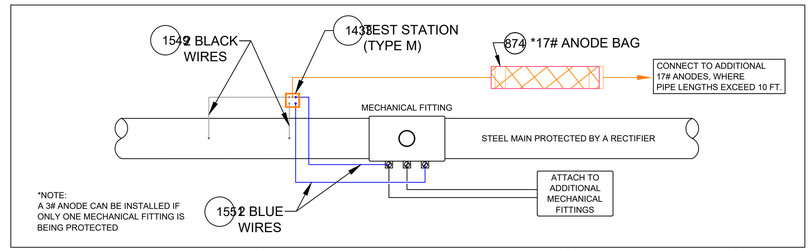

TEST STATION CONNECTION DETAILS FOR MECHANICAL FITTINGS INSTALLED ON STEEL MAIN PROTECTED BY A RECTIFIER

DETAIL CP13

SCALE: 1/2" = 1'-0"

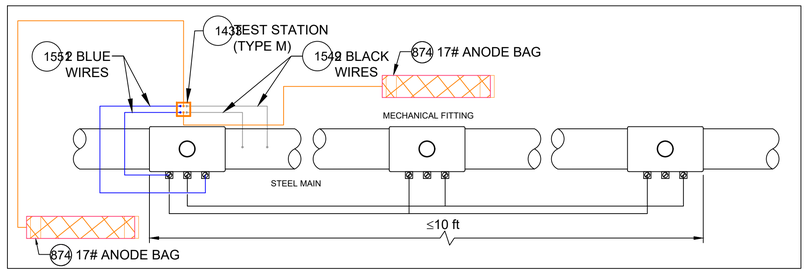

ANODE INSTALLATION FOR MULTIPLE MECHANICAL FITTINGS INSTALLED ON A ELECTRICALLY CONTINUOUS SECTION OF STEEL MAIN

DETAIL CP14

SCALE: 1/2" = 1'-0"

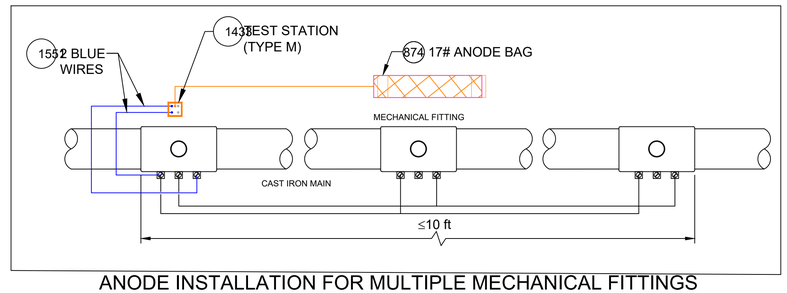

ANODE INSTALLATION FOR MULTIPLE MECHANICAL FITTINGS INSTALLED ON A CAST IRON MAIN

DETAIL CP15

SCALE: 1/2" = 1'-0"

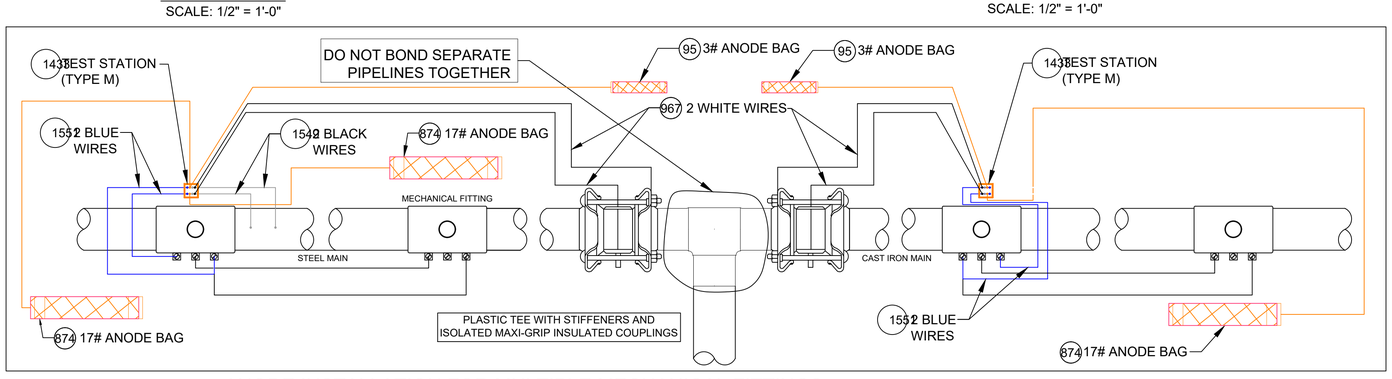

ANODE INSTALLATION FOR MULTIPLE MECHANICAL FITTINGS INSTALLED ON NON-ELECTRICALLY CONTINUOUS SECTIONS OF STEEL AND CAST IRON PIPING

DETAIL CP16

SCALE: 1/2" = 1'-0"

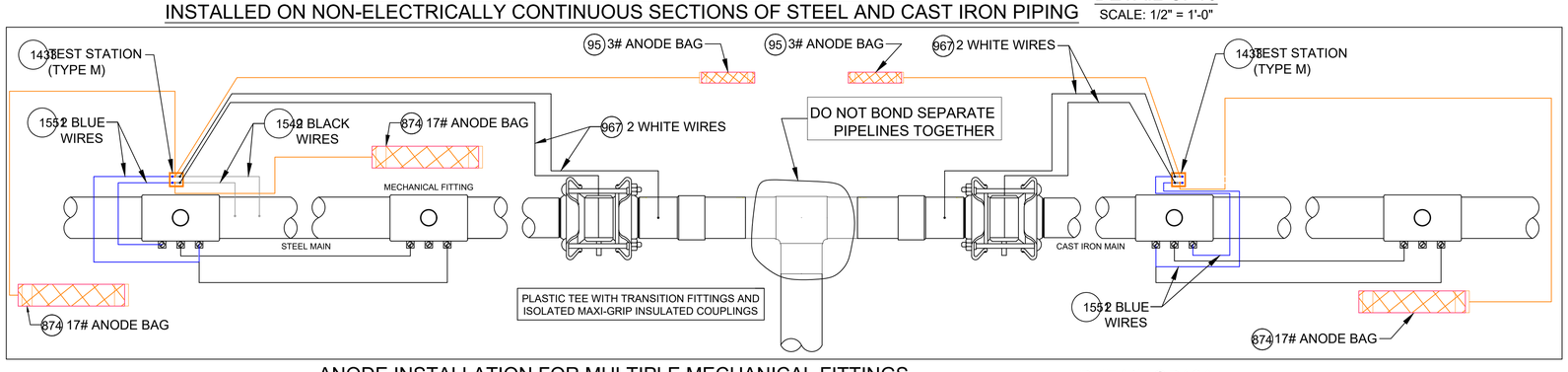

ANODE INSTALLATION FOR MULTIPLE MECHANICAL FITTINGS INSTALLED ON NON-ELECTRICALLY CONTINUOUS SECTIONS OF STEEL AND CAST IRON PIPING

DETAIL CP16A

SCALE: 1/2" = 1'-0"

CATHODIC PROTECTION BILL OF MATERIALS MASTER BOM

Item	Maximo No.	Description	Units
25	500804	WELDER,THERMITE, THERMITE, FOR GAS PIPE, #12 CABLE,HORIZONTAL STEEL PIPE 4 IN AND LARGER DIAMETER	EA
26	500805	WELDER,THERMITE, THERMITE, FOR GAS PIPE, #12 CABLE, HORIZONTAL STEEL PIPE 3/4 - 3-1/2 IN DIAMETER	EA
69	503673	TAPE,WAX, 9 FT LG X 4 IN W, 24 ROLLS/CS, ABOVE AND BELOW GROUND APPLICATIONS, TR-#2A WAX, ALUMINUM	ROLL
95	505818	ANODE,BAG, 2.5 X 2.5 X 4.5 IN, 10 FT LG, 3 LB, MAGNESIUM	EA
101	508567	POWDER, CARTRIDGE, TYPE IS F-33, ALLOY , CAP COLOR CLEAR, 15 GM CHARGE, 20/PAC, FOR STEEL PIPE	BOX
102	508572	PRIMER, 4 GAL/CASE, BROWN, FOR WAX TAPE, APPLICATION TEMP 0 TO 230 F, TEMCOAT 3000	EA
108	513850	CABLE, INSULATED, CATHODIC PROTECTION, 1/C, #4 AWG, 7 STR, 600 V, BLACK, HMWPE, CU, 1000 FT ROLLS	FT
116	517626	CONNECTOR, SPLIT BOLT, 12 SOLID - 10 STRANDED, CU TO CU, HOUSING (COVER) MATE IN 590389,	EA
657	559168	SLEEVE,ELECTRICAL, #14 TO 10 AWG, W/ THERMITE WELDER, FOR CATHODIC PROTECTION	EA
874	577776	ANODE,BAG, 17 LB NET, HIGH POTENTIAL MAGNESIUM, W/ 10 FT #10 AWG TW ORANGE LEAD WIRE, PACKED IN CARDBOARD BOX 42 LB TOTAL WEIGHT	EA
967	578415	WIRE,ELECTRICAL, THHN, 1/C, #10 AWG, STRANDED, WHITE, INSULATED, CU, 500 FT SPOOL, WIRE	ROLL
1219	584045	EDI CONCENTRIC COUPON ASSEMBLY INCLUDING UCB-ZIN-LW010, 10 FT OF CABLE	ES
1418	590389	HOUSING, 50 V MAX, 10 AWG MAX, FOR PROTECTING TRACER WIRE SPLICES, USED WITH CONNECTOR IN 517626. 10/BAG	EA
1433	590871	BOX VALVE, TEST STATION, CP TEST #178, 10-1/4 IN DIA. LID, 8-3/8 IN I.D. 16 IN H., ASTM A48 CL 25 CAST IRON, FOR OFF-ROAD USE ONLY	EA
1548	603126	EDI CONCENTRIC COUPON ASSEMBLY INCLUDING UCB-ZIN-LW025, 25 FT OF CABLE	ES
1549	603139	WIRE,ELECTRICAL, THHN, 1/C, #10 AWG, STRANDED, BLACK, INSULATED, CU, 500 FT SPOOL,WIRE	ROLL
1550	603140	WIRE,ELECTRICAL, THHN, 1/C, #10 AWG, STRANDED, RED, INSULATED, CU, 500 FT SPOOL, WIRE	ROLL
1551	603141	WIRE,ELECTRICAL, THHN, 1/C, #10 AWG, STRANDED, BLUE INSULATED, CU, 500 FT SPOOL, WIRE	ROLL
1565	603423	TAPE,WAX, 9 FT LG X 6 IN W X 70-90 MIL THK, 16 ROLLS/CS, ABOVE AND BELOW GROUND APPLICATIONS, TR-#2A WAX, ALUMINUM	ROLL
1573	603769	TRENTON-FILL POR PM-GP,140 FA, FOR FILLING VOIDS & IRREGULAR SPACES PRIOR TO WRAPPING W/WAX TAPE, 0F TO 110F APPLICATION TEMPERATURE, 6 BLOCKS/CASE,	CASE
1576	603894	BOX,CORROSION, 18 IN LG, 5 IN DP, CI, W/ 5 TERMINAL, HOOKS, NON-LOCKING LID, YELLOW, LID MARKED 'CP TEST' - CATHODIC PROTECTION, CP TEST BOX	EA
1845	513849	CABLE, INSULATED, CATHODIC PROTECTION, 1/C, #8 AWG, 600 V	EA
1846	584942	WIRE,ELECTRICAL, CATHODIC PROTECTION CABLE, #6, HMWPE INSULATED	EA
1847	583055	ENCAPSULATION KIT, 2 PART, RESIN EPOXY, MOLD BODY, THRU 1 KV, INSULATES AND MOISTURE SEALS WYE CONNECTIONS	EA

NOTES:

1. ALL TEST STATION BOXES SHOULD BE INSTALLED IN A SAFE LOCATION WHERE ONE INDIVIDUAL CAN SAFELY OPEN AND ACCESS THE TEST WIRES. ALL TEST WIRES INSIDE THE BOX SHOULD HAVE ENOUGH SLACK ON THE WIRES SO THEY CAN EXTEND A MINIMUM OF 12" ABOVE GRADE.
2. FOR TYPE A TEST STATIONS, THE TWO WIRES SHOULD BE THERMITE WELDED TO THE COATED STEEL MAIN AND BE THE SAME COLOR. (COUPONS COULD BE ADDED TO THE TEST STATION TYPE).
3. FOR TYPE B TEST STATIONS, EACH OF THE FOUR WIRES SHOULD BE A DIFFERENT COLOR AND DOCUMENTED
4. FOR TYPE C TEST STATIONS, THE WIRES SHOULD BE THE SAME COLOR ON EACH SIDE OF THE INSULATED COUPLING. (ANODES AND/OR COUPONS COULD BE ADDED TO THIS TEST STATION TYPE).
5. FOR TYPE D TEST STATIONS WHICH ARE AT A CASING, WHITE WIRES ARE NORMALLY INSTALLED ON THE STEEL CASING AND BLACK WIRES ARE INSTALLED ON THE CARRIER PIPE. (ANODES AND/OR COUPONS COULD BE ADDED TO THIS TEST STATION TYPE).
6. FOR TYPE M TEST STATIONS, THE TWO WIRES THERMITE WELDED TO THE CARRIER PIPE SHOULD BE THE SAME COLOR WIRE. THERE IS ALSO MAGNESIUM ANODE(S) WIRE(S) LOCATED INSIDE THE TEST STATION BOX.THE WIRE COLOR (TYPICALLY ORANGE) FOR THE ANODES. IF THE ANODE WIRES ARE SPLICED TO A COMMON ANODE HEADER CABLE, THE ANODE HEADER CABLE SHOULD BE A (WHITE OR RED) DIFFERENT COLOR WIRE THAN THE WIRE THAT WAS THERMITE WELDED TO THE CARRIER PIPE. AT A TYPE M TEST STATION, NO MAGNESIUM ANODES SHOULD BE DIRECTLY THERMITE WELDED TO THE CARRIER PIPE OR IN CONTACT WITH THE CARRIER PIPE. THE ANODE HEADER WIRE OR INDIVIDUAL ANODE WIRES SHOULD TERMINATE INSIDE THE TEST STATION BOX. ANODES SHOULD BE SPACED A MINIMUM OF 5' ON CENTER FROM EACH OTHER AND A MINIMUM OF 12" AWAY AND BELOW THE BOTTOM OF THE STEEL MAIN.
7. IF COUPONS ARE TO BE INSTALLED , FIRST REMOVE THE PROTECTIVE LABEL COVERING THE STEEL COUPON AND THE RED STICKERS COVERING EACH SENSING PORT. CLEAN THE ENTIRE STEEL COUPON SURFACE WITH ALCOHOL TO REMOVE THE CORROSION INHIBITOR .PLACE THE COUPON ASSEMBLY APPROXIMATELY 12" FROM THE GAS MAIN BEING MONITORED WITH THE SENSING PORTS FACING THE GAS MAIN. THE COUPON ASSEMBLY SHOULD BE LOCATED ADJACENT TO THE BOTTOM PORTION OF THE GAS MAIN, ANYWHERE BETWEEN 3 O'CLOCK AND 9 O'CLOCK. THE SOIL BETWEEN THE COUPON AND THE MAIN SHOULD BE WELL COMPACTED AND CONTAIN NO ROCKS LARGER THAN A CENTIMETER IN DIAMETER OR FOREIGN MATERIAL.
8. ONE (1) 3# ANODE (MINIMUM) SHALL BE INSTALLED TO PROTECT THE CLAMPS ON EACH 10-FOOT SPAN OF PIPE. EACH 10-FOOT SPAN OF PIPE MUST BE A CONTINUOUS SECTION OF STEEL. CLAMPS ON NON-CONTINUOUS SECTIONS OF STEEL EVEN IF THEY ARE WITHIN 10 FEET OF EACH CANNOT BE PROTECTED BY THE SAME ANODE.
9. REFER TO CONSTRUCTION STANDARD CS-500 SECTION IV.G WHICH PROVIDES GENERAL GUIDANCE REGARDING "WRAPPING" FOR CORROSION PROTECTION. CS-500 SECTION IV.G.5. DESCRIBES THE BASIC STEPS REQUIRED TO WRAP LEAK REPAIR CLAMPS.

NOTE: WHEN MULTIPLE WIRES FROM DIFFERENT PIPE SECTIONS ARE IN THE SAME TEST STATION, THE WIRES FROM THE SAME PIPE SECTION AND ASSOCIATED ANODE WILL BE TAPED TOGETHER INSIDE THE TEST STATION.

No.	Description	Date	Dw/Ck/Ap
6	ADDED DETAIL CP18 FOR TYPE P TEST STATION	07/03/24	WBH/KJK/MJL
5	REVISED BOM ITEMS TO MATCH STANDARD BOM REV. 10	02/21/24	WBH/KJK/MJL
4	REVISED BOM ITEMS TO MATCH STANDARD BOM REV. 9	11/17/23	WBH/KJK/MJL
3	REVISED BOM ITEMS TO MATCH STANDARD BOM REV. 8	03/13/23	WBH/KJK/MJL
2	ADDED DETAILS CP10,16A & 17A AND REVISED OTHER DETAILS	02/08/23	WBH/KJK/MJL
1	ADDED DETAILS CP12 & CP13, NOTES AND REVISED BOM	02/02/21	WBH/KJK/MJL

Revision/Status

EVERSOURCE ENERGY

STANDARD CS-500 CORROSION DETAILS

STREET ADDRESS, TOWN/CITY

DETAILS, NOTES AND BILL OF MATERIALS

SCALE: 1/2" = 1'-0" SHEET 2 OF 3

FIELD VERIFY DIMENSIONS PRIOR TO PIPE FABRICATION

Drawn by / Date	Checked by / Date	Sheet Number	Rev. No.
WBH 10/05/20	KJK 10/19/20	MA-COR-STD-001-02	6
Approved by / Date MJL 10/19/20			

C:\users\kquinton\projectwise\fsl\d0456219\ Winn Allen Park - Pro Drawing Rev0.dwg

Jun 11, 2025 - 9:33am

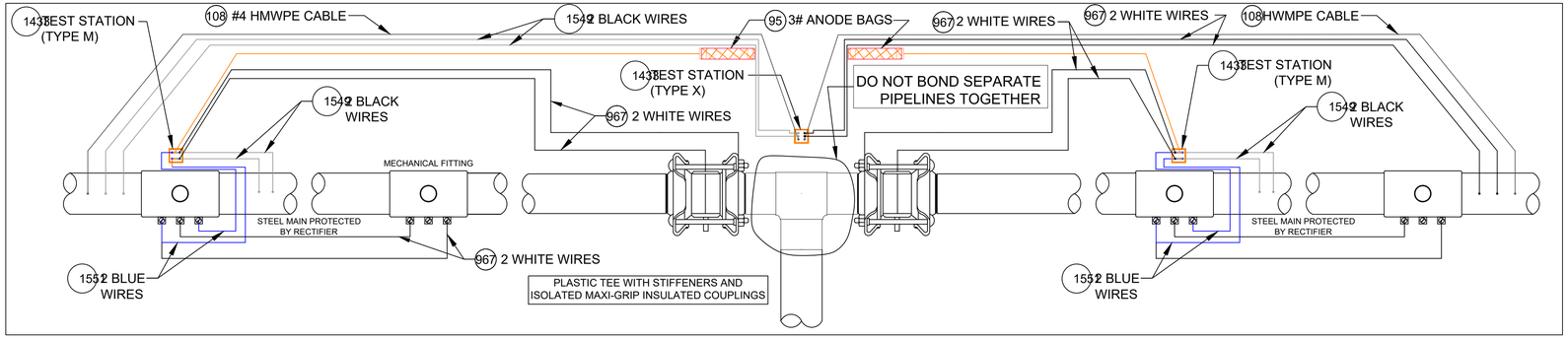

ANODE INSTALLATION FOR MULTIPLE MECHANICAL FITTINGS
INSTALLED ON NON-ELECTRICALLY CONTINUOUS SECTIONS OF COATED STEEL PIPING

DETAIL CP17
SCALE: 1/2" = 1'-0"

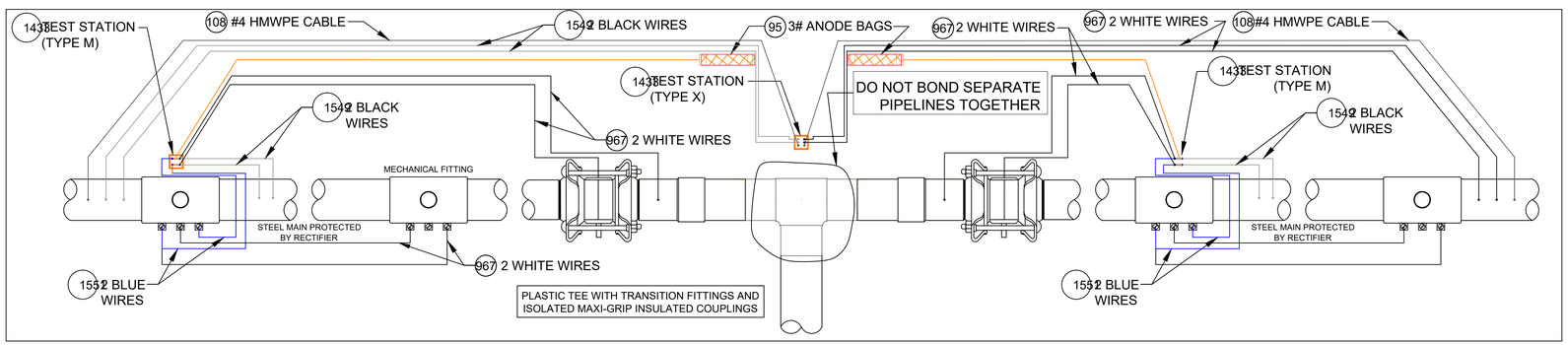

ANODE INSTALLATION FOR MULTIPLE MECHANICAL FITTINGS
INSTALLED ON NON-ELECTRICALLY CONTINUOUS SECTIONS OF COATED STEEL PIPING

DETAIL CP17A
SCALE: 1/2" = 1'-0"

TYPE P TEST STATION
DETAIL CP18
SCALE: 1/2" = 1'-0"

CATHODIC PROTECTION BILL OF MATERIALS MASTER BOM

Item	Maximo No.	Description	Units
25	500804	WELDER,THERMITE, THERMITE, FOR GAS PIPE, #12 CABLE,HORIZONTAL STEEL PIPE 4 IN AND LARGER DIAMETER	EA
26	500805	WELDER,THERMITE, THERMITE, FOR GAS PIPE, #12 CABLE, HORIZONTAL STEEL PIPE 3/4 - 3-1/2 IN DIAMETER	EA
69	503673	TAPE,WAX, 9 FT LG X 4 IN W, 24 ROLLS/CS, ABOVE AND BELOW GROUND APPLICATIONS, TR-#2A WAX, ALUMINUM	ROLL
95	505818	ANODE,BAG, 2.5 X 2.5 X 4.5 IN, 10 FT LG, 3 LB, MAGNESIUM	EA
101	508567	POWDER, CARTRIDGE, TYPE IS F-33, ALLOY , CAP COLOR CLEAR, 15 GM CHARGE, 20/PAC, FOR STEEL PIPE	BOX
102	508572	PRIMER, 4 GAL/CASE, BROWN, FOR WAX TAPE, APPLICATION TEMP 0 TO 230 F, TEMCOAT 3000	EA
108	513850	CABLE, INSULATED, CATHODIC PROTECTION, 1/C, #4 AWG, 7 STR, 600 V, BLACK, HMWPE, CU, 1000 FT ROLLS	FT
116	517626	CONNECTOR, SPLIT BOLT, 12 SOLID - 10 STRANDED, CU TO CU, HOUSING (COVER) MATE IN 590389,	EA
657	559168	SLEEVE,ELECTRICAL, #14 TO 10 AWG, W/ THERMITE WELDER, FOR CATHODIC PROTECTION	EA
874	577776	ANODE,BAG, 17 LB NET, HIGH POTENTIAL MAGNESIUM, W/ 10 FT #10 AWG TW ORANGE LEAD WIRE, PACKED IN CARDBOARD BOX 42 LB TOTAL WEIGHT	EA
967	578415	WIRE,ELECTRICAL, THHN, 1/C, #10 AWG, STRANDED, WHITE, INSULATED, CU, 500 FT SPOOL, WIRE	ROLL
1219	584045	EDI CONCENTRIC COUPON ASSEMBLY INCLUDING UCB-ZIN-LW010, 10 FT OF CABLE	ES
1418	590389	HOUSING, 50 V MAX, 10 AWG MAX, FOR PROTECTING TRACER WIRE SPLICES, USED WITH CONNECTOR IN 517626. 10/BAG	EA
1433	590871	BOX VALVE, TEST STATION, CP TEST #178, 10-1/4 IN DIA. LID, 8-3/8 IN I.D. 16 IN H., ASTM A48 CL 25 CAST IRON, FOR OFF-ROAD USE ONLY	EA
1548	603126	EDI CONCENTRIC COUPON ASSEMBLY INCLUDING UCB-ZIN-LW025, 25 FT OF CABLE	ES
1549	603139	WIRE,ELECTRICAL, THHN, 1/C, #10 AWG, STRANDED, BLACK, INSULATED, CU, 500 FT SPOOL,WIRE	ROLL
1550	603140	WIRE,ELECTRICAL, THHN, 1/C, #10 AWG, STRANDED, RED, INSULATED, CU, 500 FT SPOOL, WIRE	ROLL
1551	603141	WIRE,ELECTRICAL, THHN, 1/C, #10 AWG, STRANDED, BLUE INSULATED, CU, 500 FT SPOOL, WIRE	ROLL
1565	603423	TAPE,WAX, 9 FT LG X 6 IN W X 70-90 MIL THK, 16 ROLLS/CS, ABOVE AND BELOW GROUND APPLICATIONS, TR-#2A WAX, ALUMINUM	ROLL
1573	603769	TRENTON-FILL POR PM-GP,140 FA, FOR FILLING VOIDS & IRREGULAR SPACES PRIOR TO WRAPPING W/WAX TAPE, 0F TO 110F APPLICATION TEMPERATURE, 6 BLOCKS/CASE,	CASE
1576	603894	BOX,CORROSION, 18 IN LG, 5 IN DP, CI, W/ 5 TERMINAL, HOOKS, NON-LOCKING LID, YELLOW, LID MARKED 'CP TEST' - CATHODIC PROTECTION, CP TEST BOX	EA
1845	513849	CABLE, INSULATED, CATHODIC PROTECTION, 1/C, #8 AWG, 600 V	EA
1846	584942	WIRE,ELECTRICAL, CATHODIC PROTECTION CABLE, #6, HMWPE INSULATED	EA
1847	583055	ENCAPSULATION KIT, 2 PART, RESIN EPOXY, MOLD BODY, THRU 1 KV, INSULATES AND MOISTURE SEALS WYE CONNECTIONS	EA

NOTES:

1. ALL TEST STATION BOXES SHOULD BE INSTALLED IN A SAFE LOCATION WHERE ONE INDIVIDUAL CAN SAFELY OPEN AND ACCESS THE TEST WIRES. ALL TEST WIRES INSIDE THE BOX SHOULD HAVE ENOUGH SLACK ON THE WIRES SO THEY CAN EXTEND A MINIMUM OF 12" ABOVE GRADE.
2. FOR TYPE A TEST STATIONS, THE TWO WIRES SHOULD BE THERMITE WELDED TO THE COATED STEEL MAIN AND BE THE SAME COLOR. (COUPONS COULD BE ADDED TO THE TEST STATION TYPE).
3. FOR TYPE B TEST STATIONS, EACH OF THE FOUR WIRES SHOULD BE A DIFFERENT COLOR AND DOCUMENTED
4. FOR TYPE C TEST STATIONS, THE WIRES SHOULD BE THE SAME COLOR ON EACH SIDE OF THE INSULATED COUPLING. (ANODES AND/OR COUPONS COULD BE ADDED TO THIS TEST STATION TYPE).
5. FOR TYPE D TEST STATIONS WHICH ARE AT A CASING, WHITE WIRES ARE NORMALLY INSTALLED ON THE STEEL CASING AND BLACK WIRES ARE INSTALLED ON THE CARRIER PIPE. (ANODES AND/OR COUPONS COULD BE ADDED TO THIS TEST STATION TYPE).
6. FOR TYPE M TEST STATIONS, THE TWO WIRES THERMITE WELDED TO THE CARRIER PIPE SHOULD BE THE SAME COLOR WIRE. THERE IS ALSO MAGNESIUM ANODE(S) WIRE(S) LOCATED INSIDE THE TEST STATION BOX.THE WIRE COLOR (TYPICALLY ORANGE) FOR THE ANODES. IF THE ANODE WIRES ARE SPLICED TO A COMMON ANODE HEADER CABLE, THE ANODE HEADER CABLE SHOULD BE A (WHITE OR RED) DIFFERENT COLOR WIRE THAN THE WIRE THAT WAS THERMITE WELDED TO THE CARRIER PIPE. AT A TYPE M TEST STATION, NO MAGNESIUM ANODES SHOULD BE DIRECTLY THERMITE WELDED TO THE CARRIER PIPE OR IN CONTACT WITH THE CARRIER PIPE. THE ANODE HEADER WIRE OR INDIVIDUAL ANODE WIRES SHOULD TERMINATE INSIDE THE TEST STATION BOX. ANODES SHOULD BE SPACED A MINIMUM OF 5' ON CENTER FROM EACH OTHER AND A MINIMUM OF 12" AWAY AND BELOW THE BOTTOM OF THE STEEL MAIN.
7. IF COUPONS ARE TO BE INSTALLED , FIRST REMOVE THE PROTECTIVE LABEL COVERING THE STEEL COUPON AND THE RED STICKERS COVERING EACH SENSING PORT. CLEAN THE ENTIRE STEEL COUPON SURFACE WITH ALCOHOL TO REMOVE THE CORROSION INHIBITOR .PLACE THE COUPON ASSEMBLY APPROXIMATELY 12" FROM THE GAS MAIN BEING MONITORED WITH THE SENSING PORTS FACING THE GAS MAIN. THE COUPON ASSEMBLY SHOULD BE LOCATED ADJACENT TO THE BOTTOM PORTION OF THE GAS MAIN, ANYWHERE BETWEEN 3 O'CLOCK AND 9 O'CLOCK. THE SOIL BETWEEN THE COUPON AND THE MAIN SHOULD BE WELL COMPACTED AND CONTAIN NO ROCKS LARGER THAN A CENTIMETER IN DIAMETER OR FOREIGN MATERIAL.
8. ONE (1) 3# ANODE (MINIMUM) SHALL BE INSTALLED TO PROTECT THE CLAMPS ON EACH 10-FOOT SPAN OF PIPE. EACH 10-FOOT SPAN OF PIPE MUST BE A CONTINUOUS SECTION OF STEEL. CLAMPS ON NON-CONTINUOUS SECTIONS OF STEEL EVEN IF THEY ARE WITHIN 10 FEET OF EACH CANNOT BE PROTECTED BY THE SAME ANODE.
9. REFER TO CONSTRUCTION STANDARD CS-500 SECTION IV.G WHICH PROVIDES GENERAL GUIDANCE REGARDING "WRAPPING" FOR CORROSION PROTECTION. CS-500 SECTION IV.G.5. DESCRIBES THE BASIC STEPS REQUIRED TO WRAP LEAK REPAIR CLAMPS.

NOTE: WHEN MULTIPLE WIRES FROM DIFFERENT PIPE SECTIONS ARE IN THE SAME TEST STATION, THE WIRES FROM THE SAME PIPE SECTION AND ASSOCIATED ANODE WILL BE TAPED TOGETHER INSIDE THE TEST STATION.

No.	Description	Date	Dw/Ck/Ap
6	ADDED DETAIL CP18 FOR TYPE P TEST STATION	07/03/24	WBH/KJK/MJL
5	REVISED BOM ITEMS TO MATCH STANDARD BOM REV. 10	02/21/24	WBH/KJK/MJL
4	REVISED BOM ITEMS TO MATCH STANDARD BOM REV. 9	11/17/23	WBH/KJK/MJL
3	REVISED BOM ITEMS TO MATCH STANDARD BOM REV. 8	03/13/23	WBH/KJK/MJL
2	ADDED DETAILS CP10,16A & 17A AND REVISED OTHER DETAILS	02/08/23	WBH/KJK/MJL
1	ADDED DETAILS CP12 & CP13, NOTES AND REVISED BOM	02/02/21	WBH/KJK/MJL

Revision/Status

EVERSOURCE ENERGY

STANDARD CS-500 CORROSION DETAILS
STREET ADDRESS, TOWN/CITY
DETAILS, NOTES AND BILL OF MATERIALS

FIELD VERIFY DIMENSIONS PRIOR TO PIPE FABRICATION

SCALE: 1/2" = 1'-0"		SHEET 3 OF 3	
Drawn by / Date WBH 10/05/20	Checked by / Date KJK 10/19/20	Sheet Number	Rev. No.
Approved by / Date MJL 10/19/20		MA-COR-STD-001-03	6

C:\users\kquinton\projectwise\fs\d0456219\ Winn Allen Park - Pro Drawing Rev0.dwg
Jun 11, 2025 - 9:33am

Winn Allen Park - Pro Drawing Rev0.dwg

C:\users\kquinton\projectwise\fsl\d0456219\

No.	Description	Date	Dw/Ck
1	MOVE TEXT BLOCKING METER LOCATION	6/11/25	KMQ/DD
0	ISSUED FOR CONSTRUCTION	4/22/25	KMQ/AS

Revision/Status

WINN ALLEN PARK - MASTER METER, SPRINGFIELD, MA

PROJECT # 25EG111 / WORK ORDER # 19907900

PLAN

FIELD VERIFY DIMENSIONS
PRIOR TO PIPE FABRICATION

SCALE: NTS

SHEET 40 OF 40

Drawn by / Date	Checked by / Date	Drawing Number	Rev. No.
		25-MA-SPR-00129-DR-40	1

Jun 11, 2025 - 9:33am

ORDER FOR THE LOCATION OF UNDERGROUND CONDUIT

WHEREAS, the Board of Public Works, to which was referred the petition of Eversource-Gas to install underground gas facilities in a section of Metro Center Neighborhood in Springfield, to install medium-pressure and retire low-pressure cast iron gas infrastructure.

WHEREAS*,* said petition, Belle Street was referred to the Board of Public Works on October 30, 2025; and

WHEREAS, On December 18, 2025, a Notice of a Public Hearing on Belle Street to be held on January 5, 2026, was sent by mail, to all property owners abutting an affected road, various Departments, Utility Companies, etc before the day of the hearing and posted on two public bulletin board a copy of which is attached a hearing of the Board of Public Works was held as scheduled on-site with the petitioner and interested parties.

WHEREAS, on January 5, 2026, the Board of Public Works reported thereon that, after careful consideration of the petition of Eversource Gas to install approximately 4,400 feet of 2" inches plastic underground gas facilities within a section of the Metro Center Neighborhood at Franklin Street, Cass Street, Belle Street, Vinton Street, and Leonard Street to replace low-pressure cast-iron gas infrastructure.; all substantially shown on a plan attached with the project name:

Belle Street

Consisting of thirty-four (34) sheets, which plan is incorporated herein by reference and is on file in the office of the Engineering Division of the Department of Public Works, Springfield, Massachusetts.

WHEREAS, the petition on Belle Street came before the City Council for a Public Hearing on this date,

NOW, THEREFORE, BE IT ORDERED:

1. That due care for public safety is exercised during construction, including but not limited to the use of a police officer(s) for traffic control if necessary.

2. That said, construction would not unnecessarily interfere with the movement of vehicular or pedestrian traffic in the area.

3. That care be taken during said construction not to damage any underground services.

4. That the construction site be returned to the same condition as found or better.

5. Said company shall indemnify and save harmless against all damages, costs, and expenses whatsoever to which the City may be subjected in consequence of the acts or neglect of said Company, its agents or servants, or in any manner arising from the rights and privileges granted it by the City.

6. In addition, said company shall, before a public way is disturbed for the laying of its wire or conduit, execute its bond in the penal sum of Ten Thousand Dollars ($10,000) conditioned for the faithful performance of its duties under this permit.

7. Said company shall comply with the requirements of existing Ordinances and orders and comply with any changes in Ordinances and orders as may hereafter be adopted by the Mayor and Council governing the construction and maintenance of buried cable, conduits, and wires.

8. Any sidewalks that are damaged or removed will be replaced in kind and in accordance with the City of Springfield's Standard Specifications.

9. Ramps for the handicapped will be provided if and where required by law and in conformance with the Rules and Regulations of the Massachusetts Architectural Barrier Board.

10. Any curbing that is disturbed during construction will be reset to the established street grade using proper construction procedures.

11. That all proposed silo, manhole, and hex-hole covers will conform to and be compatible with an established street, tree belt, or sidewalk grades with suitable non-skid covers when in the sidewalk area.

12. The Springfield Water and Sewer Commission be notified before construction begins. All installations of adjacent utilities must be a minimum of 4 feet from the existing water and/or sewer main, edge to edge of the pipe.

13. That asphalt trench restoration be done in accordance with the City of Springfield DPW requirements.

14. That all conditions outlined in the respective order are complied with.

CITY OF SPRINGFIELD, MASSACHUSETTS

January 5, 2026

TO THE MAYOR AND CITY COUNCIL OF THE CITY OF SPRINGFIELD:

The Board of Public Works, to which was referred the petition of the Eversource-Gas of Massachusetts, dated October 10, 2025, to install approximately 4,400 feet of 2" inches plastic underground gas facilities within a section of the Metro Center Neighborhood at Franklin Street, Cass Street, Belle Street, Vinton Street, and Leonard Street to replace low-pressure cast-iron gas infrastructure. The Belle Street plan is incorporated herein by reference, and to lay and maintain underground gas main pipes for improvements of the system reports thereon as follows:

By virtue of Chapter 708 of the Acts of 1977, the Board of Public Works held the hearing on the above matter provided for in Section 22 of Chapter 166 of the General Laws. The hearing was held on January 5, 2026, at 3:30 P.M. at the corner of Franklin Street and Liberty Street in Springfield, MA, after due notice from the office of the City Clerk. Two (2) members of the Board and one (1) person interested in the matter were present. Of the latter, one (1) voted in favor, and no one (0) voted against.

The Board finds the request necessary so that the utility company can upgrade existing underground facilities to improve the quality of service in this area.

After careful consideration, the Board recommends the petition be granted, provided:

That due care for public safety is exercised during construction, including but not limited to the use of a police officer(s) for traffic control if necessary.

That said, construction would not unnecessarily interfere with the movement of vehicular or pedestrian traffic in the area.

That care be taken during said construction not to damage any underground services.

That the construction site be returned to the same condition as found or better.

Said company shall indemnify and save harmless against all damages, costs, and expenses whatsoever to which the City may be subjected in consequence of the acts or neglect of said Company, its agents or servants, or in any manner arising from the rights and privileges granted it by the City.

In addition, said company shall, before a public way is disturbed for the laying of its wire or conduit, execute its bond in the penal sum of Ten Thousand Dollars ($10,000) conditioned for the faithful performance of its duties under this permit.

Said company shall comply with the requirements of existing Ordinances and orders and comply with any changes in Ordinances and orders as may hereafter be adopted by the Mayor and Council governing the construction and maintenance of buried cable, conduits, and wires.

Any sidewalks that are damaged or removed will be replaced in kind and in accordance with the City of Springfield's Standard Specifications.

Ramps for the handicapped will be provided if and where required by law and in conformance with the Rules and Regulations of the Massachusetts Architectural Barrier Board.

Any curbing that is disturbed during construction will be reset to the established street grade using proper construction procedures.

That due care be exercised not to unnecessarily damage any public shade trees located within the construction area.

The Springfield Water and Sewer Commission should be notified before construction begins. All installations of adjacent utilities must be a minimum of 4 feet from the existing water and/or sewer main, edge to edge of the pipe.

That all conditions outlined in the respective order are complied with.

John J. Fitzgerald)
) BOARD OF PUBLIC WORKS
)

EVERSOURCE ENERGY

10/30/2025

Honorable Mayor and City Council
City of Springfield
City Hall
Court Street
Springfield, MA 01103

ATTN: Gladys Oyola-Lopez, City Clerk

PROJECT NAME: Belle St - GSEP
Ladies & Gentlemen:

Eversource of Massachusetts (EGMA) hereby requests that it be granted a location for and permission to install and replace underground gas facilities within a section of the Metro Center Neighborhood (as seen in the attached plan). Work will extend to the following streets in varying degrees/durations:

Street Name	From	To
Franklin St	Liberty St	Webster St
Cass St	Leonard St	Liberty St
Vinton St	Liberty St	Franklin St
Belle St	Cass St	End Limit
Leonard St	Franklin St	End Limit
Underwood St	Franklin St	End Limit

This project will introduce modernized natural gas facilities to the area and retire the aged cast iron low pressure natural gas infrastructure. All proposed work by EGMA will include such laterals and service connections as it may now or subsequently find necessary. This project is being done in order to eliminate aging infrastructure and to replace the existing cast iron main.

Sara Bruko
Associate Engineer
Eversource Energy
2025 Roosevelt Ave.
Springfield, MA 01104
Email: sara.bruko@eversource.com

TABLE OF CONTENTS

SHEET #	TITLE
01 OF 34	COVER SHEET
02 OF 34	NOTES
03 OF 34	LEGEND
04 OF 34	PROJECT LOCATION PLAN
5 OF 34	PROJECT LOCATION PLAN
6 OF 34	PROJECT LOCATION PLAN
7 OF 34	PROJECT LOCATION PLAN
8 OF 34	PROJECT LOCATION PLAN
9 OF 34	PROJECT LOCATION PLAN
10 OF 34	PROJECT LOCATION PLAN
11 OF 34	PROJECT LOCATION PLAN
12 OF 34	PROJECT LOCATION PLAN
31 OF 34	MA CORROSION DETAILS (1 OF 3)
32 OF 34	MA CORROSION DETAILS (2 OF 3)
33 OF 34	MA CORROSION DETAILS (3 OF 3)
34 OF 34	BLANK GRIDDED SHEET

EVERSOURCE ENERGY

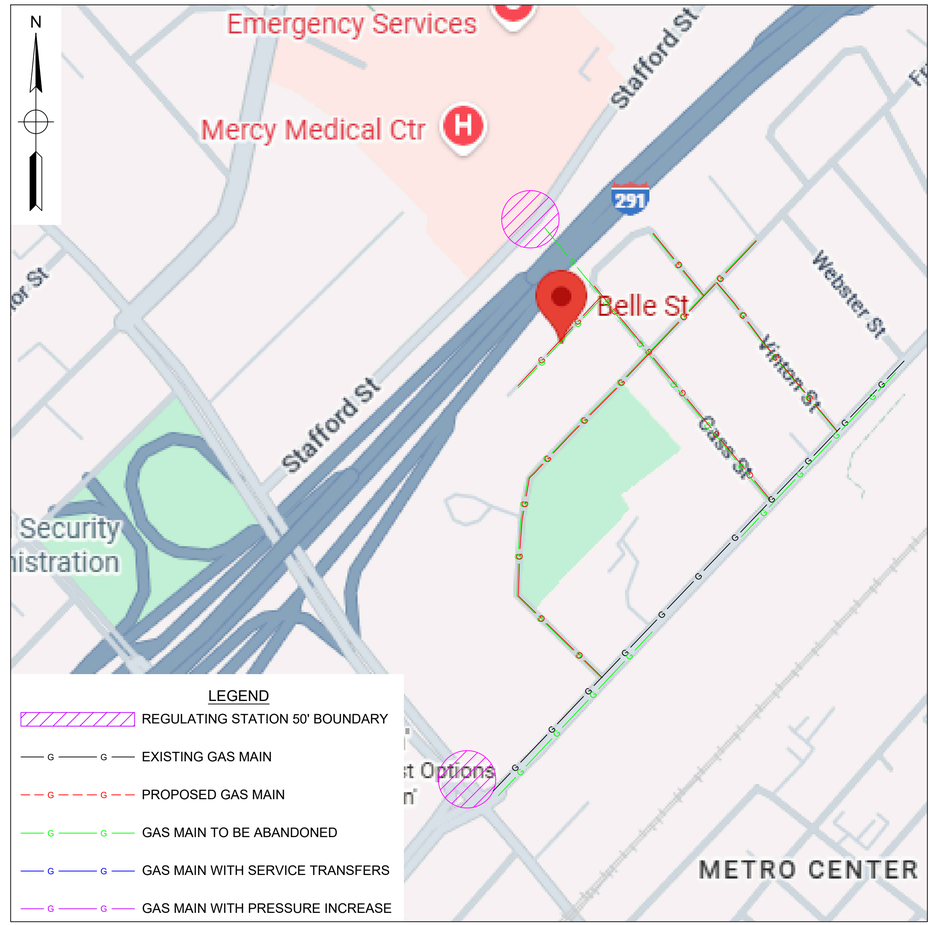

WORK SCOPE

PROJECT SUMMARY TABLE
INSTALLATION INFORMATION

Work Type	LENGTH (FT)	SIZE (IN)	MAOP	MATERIAL
INSTALL	4,633'	2"	60 psig - MP	HDPE
			INSTALLATION TOTAL	4,633'
			UPRATE/RETEST TOTAL	0'

PROJECT SUMMARY TABLE
ABANDONMENT INFORMATION

LENGTH (FT)	SIZE (IN)	MAOP	ABANDONMENT CLASS
10'	4"	14" WC	Plastic (Non-GSEP)
105'	4"	14" WC	Unprotected CS (GSEP)
597'	8"	14" WC	Unprotected CS (GSEP)
861'	6"	14" WC	Unprotected CS (GSEP)
318'	4"	14" WC	Protected CS (Non-GSEP)
492'	6"	14" WC	Protected CS (Non-GSEP)
1,105'	4"	14" WC	CI-(GSEP)
2,899'	6"	14" WC	CI-(GSEP)
		GSEP ABANDONMENT SUBTOTAL	5,567'
		NON-GSEP ABANDONMENT SUBTOTAL	820'
		ABANDONMENT TOTAL	6,387'

FOR PERMIT ONLY

PE STAMP AND SIGNATURE

EVERSOURCE ENERGY

FIELD VERIFY DIMENSIONS PRIOR TO PIPE FABRICATION

No.	Description	Date	Dw/Ck
0	DRAWING CREATED	10/3/25	SB / RPB

Revision/Status

EVERSOURCE ENERGY

BELLE ST - GSEP CONTINGENCY, SPRINGFIELD, MASSACHUSETTS
PROJECT # 25EG093 / WORK ORDER # 19204626
COVER SHEET

SCALE: 1"=20' ON 22"X34" SHEET 01 OF 34

Drawn by / Date	Checked by / Date	Drawing Number	Rev. No.
SB / 10/3/25	RPB / 10/3/25	MA-SPR-PIP-25-035-01	0

BELLE ST - GSEP CONTINGENCY, SPRINGFIELD, MA
PROJECT #25EG093
WORK ORDER #19204626

BELLE ST SPRINGFIELD FPO DRAWING.dwg

EGMA DRAWING TEMPLATE - 02-28-2023

\\nu.com\data\SharedData\GasProjectEngineering\EGMA\Springfield\2026\Springfield_Belle St - GSEP, 25EG093\Drawings\

Oct 30, 2025 - 11:26am

GENERAL NOTES:

A. IF ANY OF THE FOLLOWING OCCUR A DRAWING REVISION IS REQUIRED AND MUST BE APPROVED AND/OR STAMPED BY THE ENGINEER OF RECORD. CHANGES CAN BE APPROVED AND/OR STAMPED BY A PROJECT ENGINEER, BUT THE ENGINEER OF RECORD MUST BE INFORMED.

1. IF THE TIE IN POINT MOVES TO A DIFFERENT SEGMENT OF PIPE THAN SHOWN.
2. IF A CHANGE IN THE LOCATION OF VALVES IS REQUIRED.
3. IF THERE IS ANY CHANGE TO WHAT IS SHOWN ON THE DRAWING WITHIN 50 FT OF A PRESSURE REGULATING STATION, DISTRICT REGULATOR, OR GATE STATION.
4. IF A CHANGE IN PIPE SIZE, MATERIAL, OR WALL THICKNESS IS REQUIRED.
5. ALTERNATE FITTINGS THAT ARE ACCEPTABLE FOR ANY TIE-IN DETAIL WILL BE CALLED OUT IN THE DRAWING. FITTING CHANGES NOT SHOWN AS ALTERNATIVES ON THE DRAWING WILL NEED TO FOLLOW THE DRAWING CHANGE PROCESS CONTAINED IN SECTION V.D.

B. CONSTRUCTION DRAWINGS, LOCATIONS OF EXISTING UTILITIES, UNDERGROUND STRUCTURES AND WORK LOCATIONS ARE BASED ON BEST AVAILABLE INFORMATION BUT HAVE NOT BEEN FIELD VERIFIED.

C. ALL WORK, MATERIAL AND CONSTRUCTION SHALL BE PERFORMED AND COMPLETED IN COMPLIANCE WITH ALL PERMITS AND APPROVALS PER EVERSOURCE, LOCAL, STATE, OSHA AND FEDERAL REGULATIONS AND STANDARDS.

D. ALL LIVE GAS WORK EXCEPT SERVICE SIZE TAPS, INCLUDING BUT NOT LIMITED TO TAPPING OF FITTINGS ON LIVE MAINS, STOPPING, MANIPULATING VALVE, ABANDONMENT, SHALL BE PERFORMED BY, OR AT THE DIRECTION AND UNDER THE DIRECT SUPERVISION OF EVERSOURCE GAS PERSONNEL AND IN ACCORDANCE WITH THE WRITTEN PROCEDURE. DRAWING CHANGES MAY ALSO REQUIRE A CHANGE TO THE PROCEDURE.

E. EXCAVATOR IS REQUIRED TO PROTECT EXISTING UTILITIES, STRUCTURES, LANDSCAPES FEATURES, SIGNAGE, CURBS, ETC. CARE SHOULD BE TAKEN NOT TO DISTURB OR DAMAGE SUCH ITEMS. ROADWAY, SIDEWALKS, AND GRASS DISTURBED SHALL BE RESTORED TO THE SATISFACTION OF THE CITY OR TOWN. PLANT BEDS WILL BE RELOCATED TO THEIR EXISTING REGULAR LOCATION.

F. ALL TRAFFIC CONTROL SHALL CONFORM TO THE LATEST EDITION OF THE MANUAL OF UNIFORM TRAFFIC CONTROL DEVICES (MUTCD), INCLUDING ALL REVISIONS AND ADDENDA. ALL TRAFFIC CONTROL DEVICES WILL BE SUPPLIED BY EXCAVATOR.

DRAWING NOTES:

A. THE BASIS OF BEARING FOR ALL DRAWING SHEETS IS AN APPROXIMATED NORTH AMERICAN HORIZONTAL DATUM OF 1983 (NAD83).

B. THE BASIS OF ANY ELEVATIONS INCLUDED ON ALL DRAWING SHEETS IS AN APPROXIMATED NORTH AMERICAN VERTICAL DATUM OF 1988 (NAVD88).

C. NORTH DIRECTION INCLUDED ON ALL DRAWING SHEETS DEPICTS "TRUE NORTH" IN THE NORTH AMERICAN HORIZONTAL DATUM OF 1983 (NAD83) AND IS APPROXIMATE ONLY.

D. PROPERTY LINE AND PUBLIC RIGHT-OF-WAY INFORMATION INCLUDED ON ALL DRAWING SHEETS IS TAKEN FROM MASSGIS AND IS APPROXIMATE ONLY.

E. UNDERGROUND AND OVERHEAD UTILITY INFORMATION INCLUDED ON ALL DRAWING SHEETS IS TAKEN FROM EVERSOURCE ENERGY GIS AND/OR RECORD INFORMATION SUPPLIED BY UTILITY PROVIDERS AND IS APPROXIMATE ONLY.

F. THE LOCATION OF ALL EXISTING UTILITIES INCLUDED ON ALL DRAWING SHEETS SHALL BE FIELD VERIFIED. IT IS NOTED THAT ADDITIONAL UTILITY INFRASTRUCTURE MAY EXIST.

G. MASSACHUSETTS STATE LAW REQUIRES 72 HOURS ADVANCE NOTICE TO UTILITY COMPANIES BEFORE DIGGING BY ANYONE. CALL DIG SAFE: 811 .

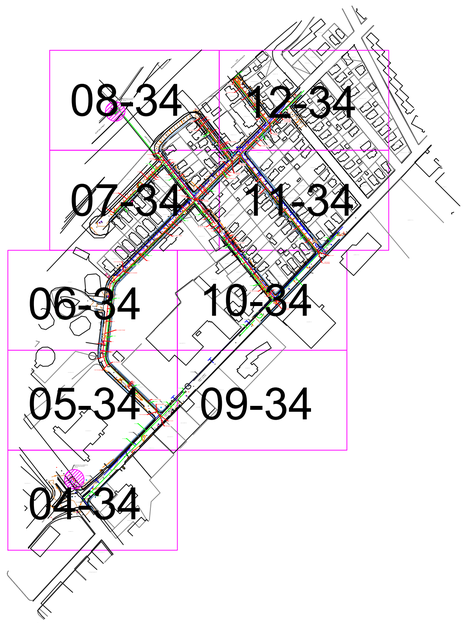

OVERVIEW KEY MAP
NOT TO SCALE

BELLE ST - GSEP, SPRINGFIELD — **COMPLETE BOM**

REQUIRED BILL OF MATERIALS

Item Number	Maximo Part Number	Description	Quantity	Units
15	500854	COUPLING, 2 IN IPS, ELECTROFUSION, HDPE, BLACK, ASTM F1055, GFCP	2	EA
17	500856	COUPLING, 6 IN IPS, ELECTROFUSION, HDPE, BLACK, ASTM F1055, GFCP	1	EA
48	500866	TEE, PIPE, NON-BLOWING, ELECTROFUSION TAPPING TEE 2 IN IPS MAIN X 1 /2 IN CTS 0.090 IN THK WALL STAB OUTLET, HDPE, BLACK	2	EA
55	500869	TEE,PIPE, NON-BLOWING, 6 X 1/2 IN CTS X 0.090 IN THK WALL SDR 7, ELECTROFUSION X COMPRESSION ENDS, POLYETHYLENE, PE3408	4	EA
62	500870	FITTING,TEE, 6 IN IPS X 2 IN IPS, ELECTROFUSION HIGH VOLUME TAPPING WITH BUTT FUSION OUTLET, HDPE, ASTM F1055, BLACK, GFCP	3	EA
370	513679	CABLE, INSULATED, MDP, #12 AWG, 7 STR, YELLOW, POLYETHYLENE-30, SOFT DRAWN CU, 500 FT/RL, FOR USED AS PIPE LOCATOR	10	FT
1701	541491	BOX,CORROSION, 18 IN LG, 5 IN DP, CI, W/ 5 TERMINAL, HOOKS, NON-LOCKING LID, NM5 DROP TURN, YELLOW LID MARKED CP TEST & B&T BOX	10	EA
8	542572	CAP,PIPE, 2 IN IPS SDR 11, BUTT FUSION END, HDPE, P-4710	9	EA
225	543028	CLAMP,PIPE, REPAIR, 4 IN IPS, SS, W/2 IN TAP	1	EA
229	543029	CLAMP,PIPE, REPAIR, 6 IN IPS, SS, W/2 IN TAP	4	EA
19	545367	ELBOW,PIPE, 90 DEG, 2 IN IPS SDR 11, BUTT FUSION END, HDPE, P-4710	6	EA
359	554877	PLUG,PIPE, SQUARE HEAD, SOLID, 1-1/4 IN, THREADED END, BLACK IRON, ANSI B1.20.1	1	EA
361	554878	PLUG,PIPE, SQUARE HEAD, SOLID, 2 IN, THREADED END, BLACK IRON, ANSI B1.20.1	10	EA
26	555593	REDUCER,PIPE, 4 IN X 2 IN, BUTT FUSION END, HDPE, PE-4710, IPS SDR 11	1	EA
27	555594	REDUCER,PIPE, P100, 6 IN X 4 IN IPS SDR 11, BUTT FUSION ENDS, HDPE, PE-4710	1	EA
29	560705	TEE,PIPE, THREE WAY, 2 IN IPS SDR 11, BUTT FUSION ENDS, HDPE, PE-4710	6	EA
33	562087	VALVE,BALL, 2 IN IPS SDR 11, BUTT FUSION ENDS, FULL PORT, HDPE, PE-4710	9	EA
368	565814	TAPE,WARNING, MARKED BURIED GAS LINE, 4 MIL, 1000 FT ROLL, 6 IN W, YELLOW, ISSUE EACH ROLL AS 1, T-01-A00,	5	RL
362	576212	FITTING,PLUG, SQUARE HEAD, SOLID, 1/4 IN, 300 STEEL, BLACK, 100/BOX	4	EA
1727	577813	BOX VALVE, CURB, W/ 4-1/4 IN SQ NON-LOCKING LID, FOR 2 IN VALVES, PAVEMENT RISER RING IN 583489, 20/BOX	9	EA
233	578014	FITTING,CLAMP, SERVI-SEAL REPAIR, 8 IN DIA, 9 IN LG, W/ 2 IN OUTLET, FOR STEEL PIPE	1	EA
232	578022	FITTING,CLAMP, SERVI-SEAL REPAIR, 6 IN DIA, 9 IN LG, W/ 2 IN OUTLET, FOR CAST IRON PIPE	6	EA
244	578184	FITTING,COUPLING, VENTED, INSULATED, 4 IN, FOR STEEL PIPE	1	EA
246	578185	FITTING,COUPLING, VENTED, INSULATED, 6 IN, W/ END CAP, FOR STEEL PIPE, EZB6VIUMG	2	EA
240	578186	FITTING,COUPLING, VENTED, INSULATED, W/ END CAP, FOR 8 IN STEEL PIPE, EZB8VIUMG	1	EA
1843	579972	FITTING,CAP, METFIT, 1/2 IN CTS X 0.090 IN THK WALL SDR 7	6	EA
1844	580326	FITTING,COUPLING, METFIT, 1/2 IN CTS X 0.090 IN THK WALL	6	EA
1732	583182	FITTING,CAP, METFIT, 1 IN IPS X 0.119 IN THK WALL SDR 11, ASTM F1924 , FOR CAPPING PE GAS DISTRIBUTION PIPE AND TUBING	7	EA
12	584982	COUPLING, 1/2 IN CTS, ELECTROFUSION, HDPE, BLACK, ASTM F1055 , GFCP	6	EA
3	592668	PIPE, 2 IN IPS SDR 11, 250 FT LG COIL, HDPE PE4710, BLACK, ASTM D2513, 102 PSIG, W/ YELLOW STRIPES, REPLACING ITEMS 554007 AND 554025	4633	FT
1639	604753	TEE,PIPE, NON-BLOWING, 2 X 1 IN IPS SDR 11, POLYETHYLENE, PE3408, ELECTROFUSION X 18 IN LONG PLAIN END PUP PIECE	6	EA
1641	604756	TEE,PIPE, NON-BLOWING, 6 X 1 IN IPS SDR 11, POLYETHYLENE, PE3408, ELECTROFUSION X 18 IN LONG PLAIN END PUP PIECE	1	EA
1845	604759	FITTING,COUPLING, METFIT, 1 IN IPS SDR 11	7	EA
488	610264	NIPPLE,PIPE, NON-BLOWING, DRILL, 1-1/4 IN X 3 IN, WELDED, 1440 PSIG, CMA 2485855	1	EA
238	610399	FITTING,CAP, LINE, INSULATED, 6 IN, 6.90 IN OD, CI, W/ ANODE, FOR CI PIPE, CMA 21128001	2	EA

FOR PERMIT ONLY

PE STAMP AND SIGNATURE

EVERSOURCE ENERGY

FIELD VERIFY DIMENSIONS PRIOR TO PIPE FABRICATION

No.	Description	Date	Dw/Ck
0	DRAWING CREATED	10/3/25	SB / RPB

Revision/Status

EVERSOURCE ENERGY

BELLE ST - GSEP CONTINGENCY, SPRINGFIELD, MASSACHUSETTS

PROJECT # 25EG093 / WORK ORDER # 19204626

NOTES

SCALE: 1"=20' ON 22"X34" — SHEET 02 OF 34

Drawn by / Date	Checked by / Date	Drawing Number	Rev. No.
SB 10/3/25	RPB 10/3/25	MA-SPR-PIP-25-035-02	0

BELLE ST SPRINGFIELD FPO DRAWING.dwg

EGMA DRAWING TEMPLATE - 02-28-2023

\\nu.com\data\SharedData\GasProjectEngineering\EGMA\Springfield\2026\Springfield, Belle St - GSEP, 25EG093\Drawings\

Oct 30, 2025 - 11:26am

DRAWING LEGEND

Gas Main Symbology

REGULATING STATION 50' BOUNDARY	
EXISTING GAS MAIN	G G
PROPOSED GAS MAIN	G G
GAS MAIN TO BE ABANDONED	G G
GAS MAIN WITH SERVICE TRANSFERS	G G
GAS MAIN WITH PRESSURE INCREASE	G G
RIGHT-OF-WAY	
ELECTRIC	E E
WATER LINE	W W
SEWER LINE	S S
TELEPHONE	T T
DRAIN LINE	D D
FENCE LINE	X X X X X X

Gas Main Material/Pressure Label References

MATERIAL CODES

CS*	Coated Steel Gas Main
CI*	Cast Iron Gas Main
BS*	Bare Steel Gas Main
WI*	Wrought Iron Gas Main
PH*	High Density Polyethylene Gas Main
PM*	Medium Density Polyethylene Gas Main

PRESSURE CODES

*LP	Low Pressure (<0.5 PSIG or 14" W.C.)
*IP	Intermediate Pressure (>2 PSIG ≤ 10 PSIG)
*MP	Medium Pressure (>10 PSIG ≤ 60 PSIG)
*HP	High Pressure (>60 PSIG)

MISCELLANEOUS CODES

*-SER	Service
*-R	Riser
(TC)	Transmission Class

Gas Main Installation Method Label References

AT	Attached
BH	Bridge Hanger
BLGH	Building Hanger
DB	Directional Bore
IS	Inserted
OC	Open Cut
PB	Pneumatic Bore
PL	Plowed
RT	Roof Top
(E)	Existing
(P)	Proposed

Gas Facility Symbology

x"GV	Gas Valve
x"PV	Critical Gas Valve (Gate - GV, Plug - PV, PE Ball - BP, ST Ball - BV)
x"HVTT	High Volume Tapping Tee
x"SST	Pressure Control Fitting - ShortStopp Tee
x"SPH	Pressure Control Fitting - Spherical Tee
x"MF-BO	Pressure Control Fitting - Mueller Bottom-out
x"MF-SO	Pressure Control Fitting - Mueller Side-out
x"MF-FT	Pressure Control Fitting - Mueller Flange Tee
x"SS	Pressure Control Fitting - ShortStopp
x"MF	Pressure Control Fitting - Mueller Stopper
x"x x" POLYTAP	Polytapp Side Saddle Fitting
	Transition
	End Cap
	Riser
	Reducer
EM	Electronic Marker
TWS	Flush-mounted Tracer Wire Station
	Post Pipeline Marker with Tracer Wire
MM	Gas Main Marker without Tracer Wire
W	Test Well
R	Regulator Station
R	Single Customer Regulator
M	Meter
MR	Meter with Regulator
	Test Point (Station)
T	Gas Service Tie-over
R	Gas Service Replacement
MMO	Meter Move Out

Swing Tie Symbology

T	Telephone Manhole
D	Drain Manhole
E	Electric Manhole
	Catch Basis
S	Sewer Manhole
	Fire Hydrant
	Utility Pole
	Property Marker
T	Telephone Pedestal
C	Television Pedestal
U	Unknown Manhole
WB	Water Box
WG	Water Gate
E	Electric Pedestal
	Iron Pin
	Light Pole
	INSIDE METER
	OUTSIDE METER

FOR PERMIT ONLY

PE STAMP AND SIGNATURE

EVERSOURCE ENERGY

FIELD VERIFY DIMENSIONS PRIOR TO PIPE FABRICATION

No.	Description	Date	Dw/Ck
0	DRAWING CREATED	10/3/25	SB / RPB

Revision/Status

EVERSOURCE ENERGY

BELLE ST - GSEP CONTINGENCY, SPRINGFIELD, MASSACHUSETTS

PROJECT # 25EG093 / WORK ORDER # 19204626

LEGEND

SCALE:1"=20' ON 22"X34" SHEET 03 OF 34

Drawn by / Date	Checked by / Date	Drawing Number	Rev. No.
SB 10/3/25	RPB 10/3/25	MA-SPR-PIP-25-035-03	0

BELLE ST SPRINGFIELD FPO DRAWING.dwg
EGMA DRAWING TEMPLATE - 02-28-2023
\\nu.com\data\SharedData\GasProjectEngineering\EGMA\Springfield\2026\Springfield, Belle St - GSEP - 25EG093\Drawings\
Oct 30, 2025 - 11:26am

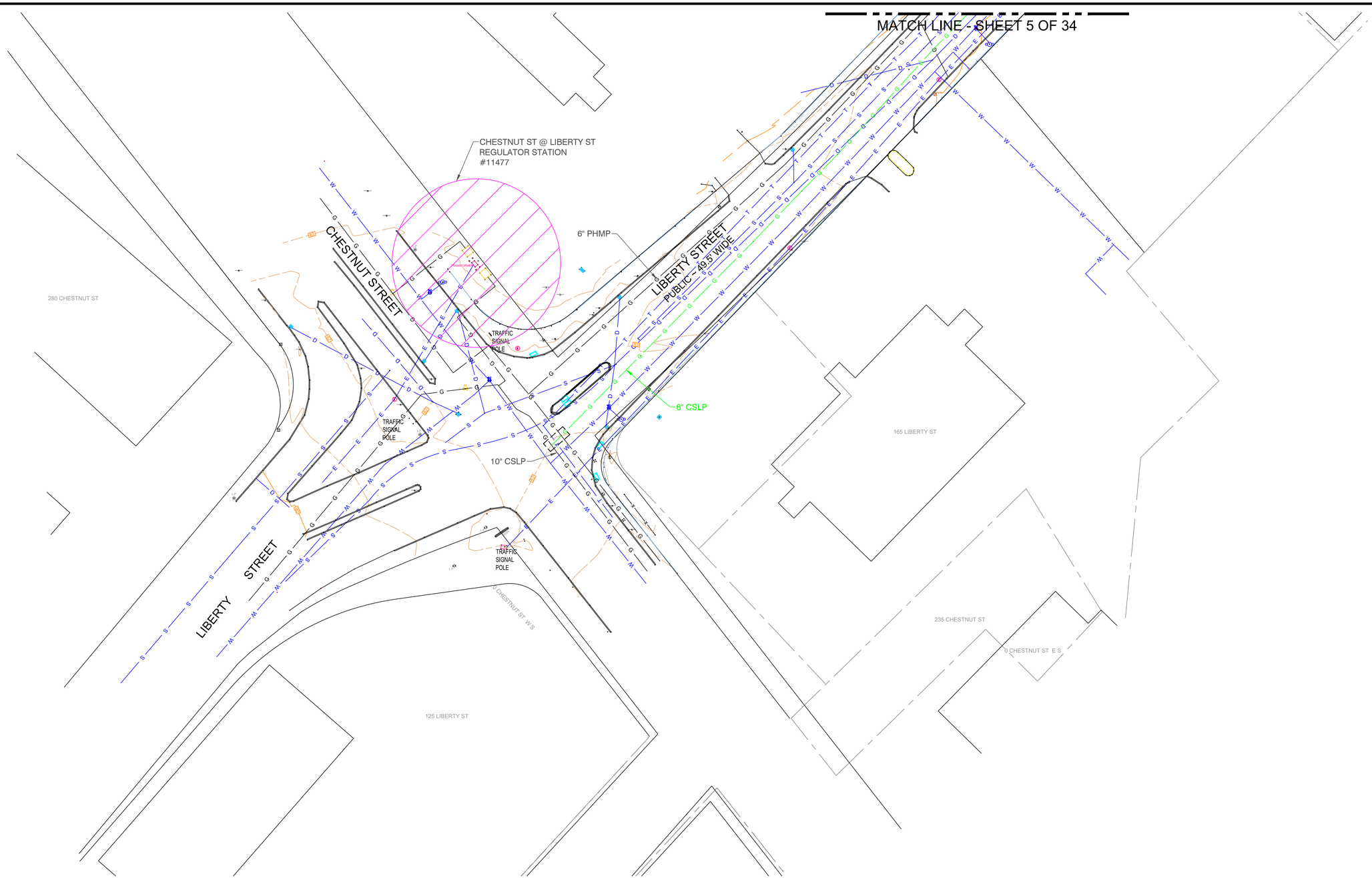

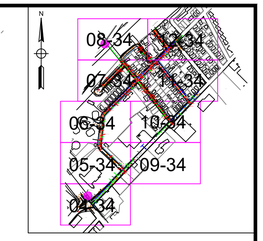

KEY MAP
SCALE: N.T.S.

BELLE ST SPRINGFIELD FPO DRAWING.dwg

EGMA DRAWING TEMPLATE - 02-28-2023

\\nu.com\data\SharedData\GasProjectEngineering\EGMA\Springfield\2026\Springfield, Belle St - GSEP, 25EG093\Drawings\

No.	Description	Date	Dw/Ck
0	DRAWING CREATED	10/3/25	SB / RPB

Revision/Status

FOR PERMIT ONLY

PE STAMP AND SIGNATURE

EVERSOURCE ENERGY

FIELD VERIFY DIMENSIONS PRIOR TO PIPE FABRICATION

EVERSOURCE ENERGY

BELLE ST - GSEP CONTINGENCY, SPRINGFIELD, MASSACHUSETTS

PROJECT # 25EG093 / WORK ORDER # 19204626

PROJECT LOCATION PLANS

SCALE: 1"=20' ON 22"X34" SHEET 04 OF 34

Drawn by / Date	Checked by / Date	Drawing Number	Rev. No.
SB 10/3/25	RPB 10/3/25	MA-SPR-PIP-25-035-04	0

Oct 30, 2025 - 11:26am

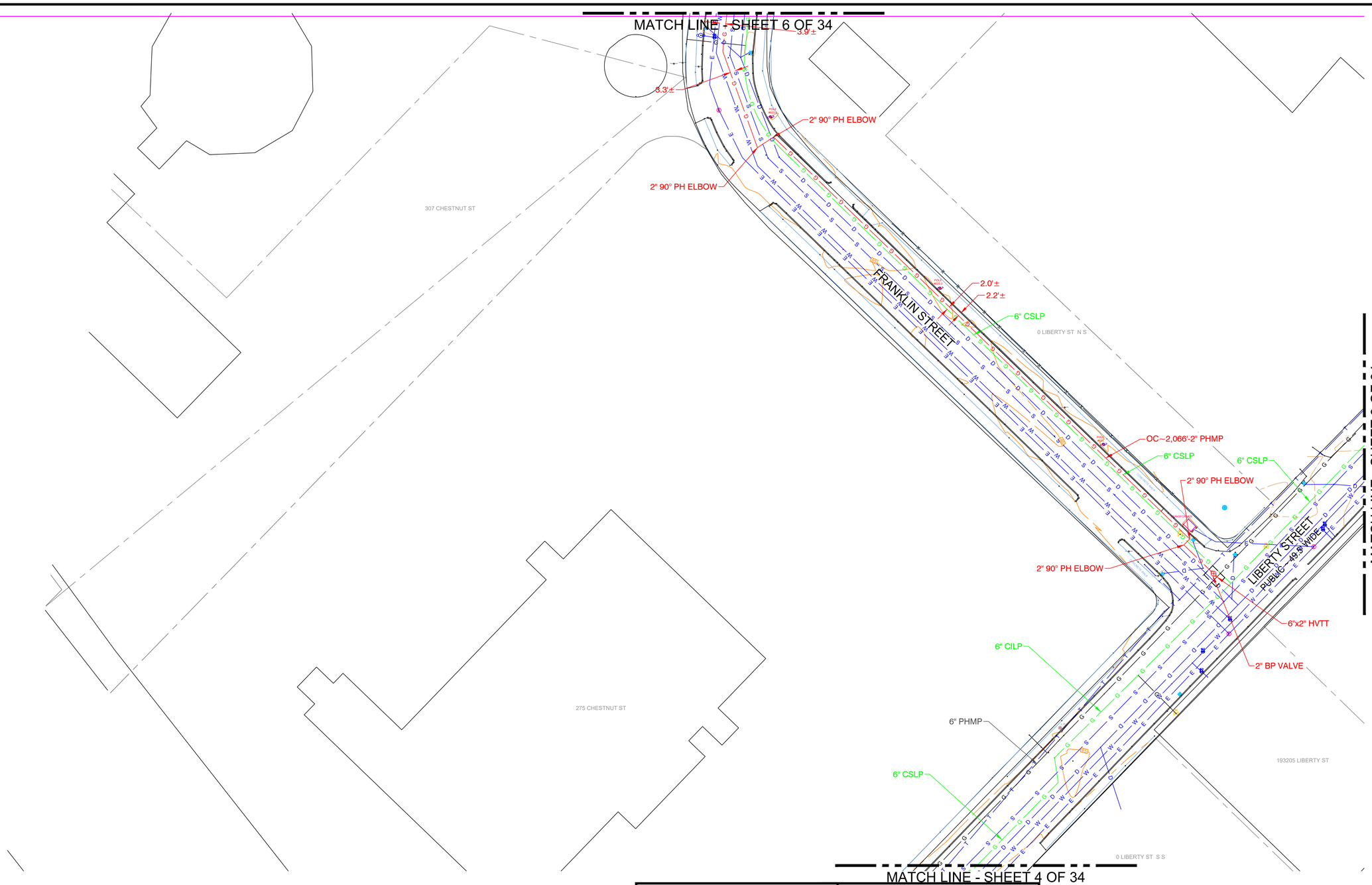

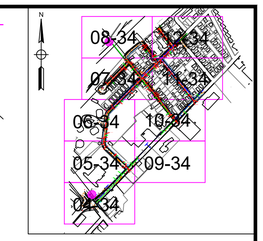

KEY MAP
SCALE: N.T.S.

No.	Description	Date	Dw/Ck
0	DRAWING CREATED	10/3/25	SB / RPB

Revision/Status

FOR PERMIT ONLY

PE STAMP AND SIGNATURE

EVERSOURCE ENERGY

FIELD VERIFY DIMENSIONS PRIOR TO PIPE FABRICATION

EVERSOURCE ENERGY

BELLE ST - GSEP CONTINGENCY, SPRINGFIELD, MASSACHUSETTS

PROJECT # 25EG093 / WORK ORDER # 19204626

PROJECT LOCATION PLANS

SCALE: 1"=20' ON 22"X34" SHEET 05 OF 34

Drawn by / Date	Checked by / Date	Drawing Number	Rev. No.
SB 10/3/25	RPB 10/3/25	MA-SPR-PIP-25-035-05	0

BELLE ST SPRINGFIELD FPO DRAWING.dwg

EGMA DRAWING TEMPLATE - 02-28-2023

\\nu.com\data\Shared\Data\GasProjectEngineering\EGMA\Springfield\2026\Springfield, Belle St - GSEP, 25EG093\Drawings\

Oct 30, 2025 - 11:26am

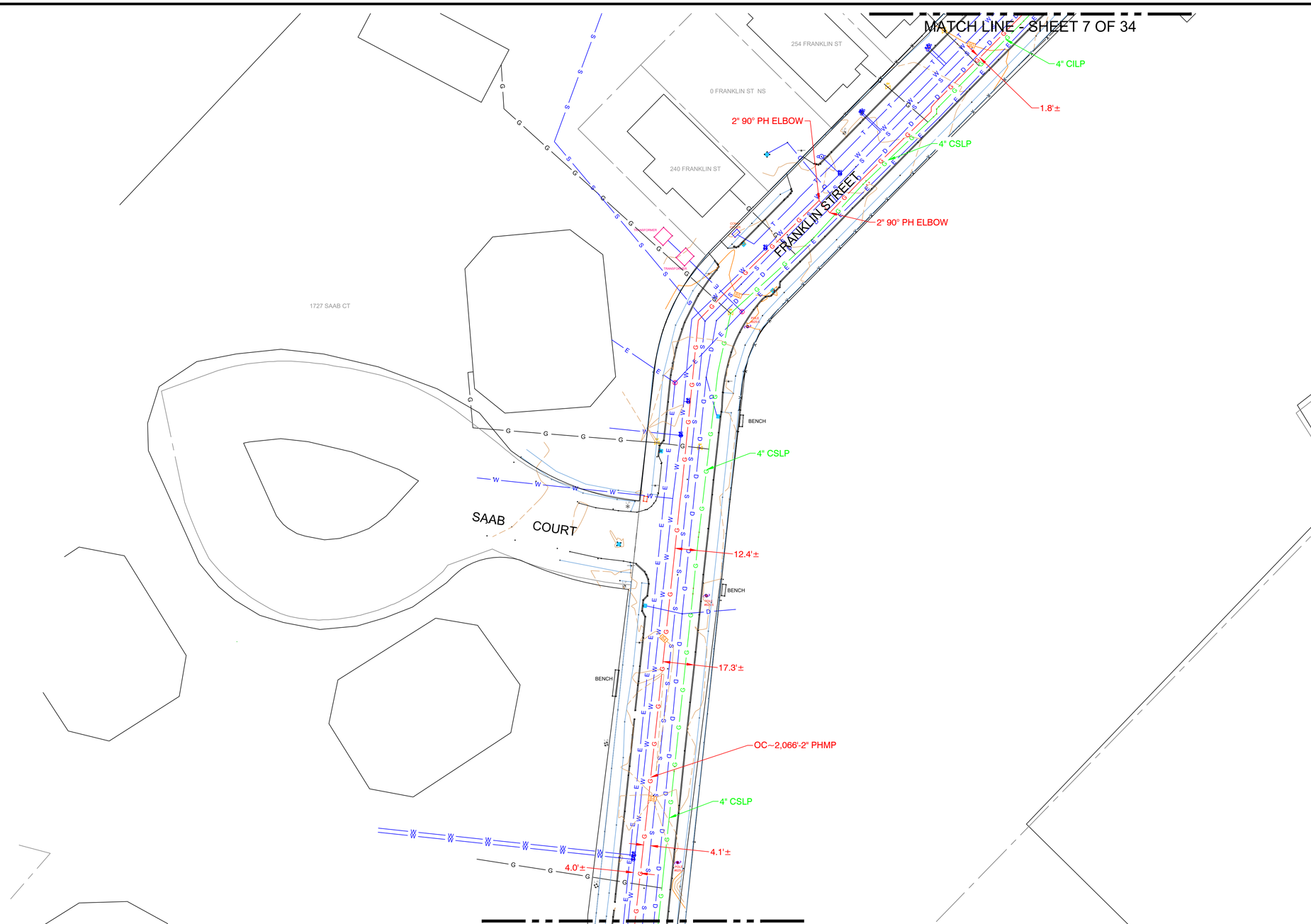

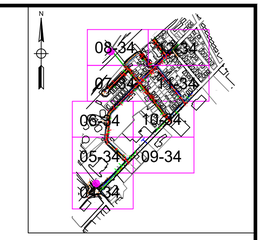

KEY MAP
SCALE: N.T.S.

N

No.	Description	Date	Dw/Ck
0	DRAWING CREATED	10/3/25	SB / RPB

Revision/Status

FOR PERMIT ONLY

PE STAMP AND SIGNATURE

EVERSOURCE ENERGY

FIELD VERIFY DIMENSIONS PRIOR TO PIPE FABRICATION

EVERSOURCE ENERGY

BELLE ST - GSEP CONTINGENCY, SPRINGFIELD, MASSACHUSETTS

PROJECT # 25EG093 / WORK ORDER # 19204626

PROJECT LOCATION PLANS

SCALE: 1"=20' ON 22"X34" SHEET 06 OF 34

Drawn by / Date	Checked by / Date	Drawing Number	Rev. No.
SB 10/3/25	RPB 10/3/25	MA-SPR-PIP-25-035-06	0

BELLE ST SPRINGFIELD FPO DRAWING.dwg

EGMA DRAWING TEMPLATE - 02-28-2023

\\nu.com\data\SharedData\GasProjectEngineering\EGMA\Springfield\2026\Springfield, Belle St - GSEP, 25EG093\Drawings\

Oct 30, 2025 - 11:26am

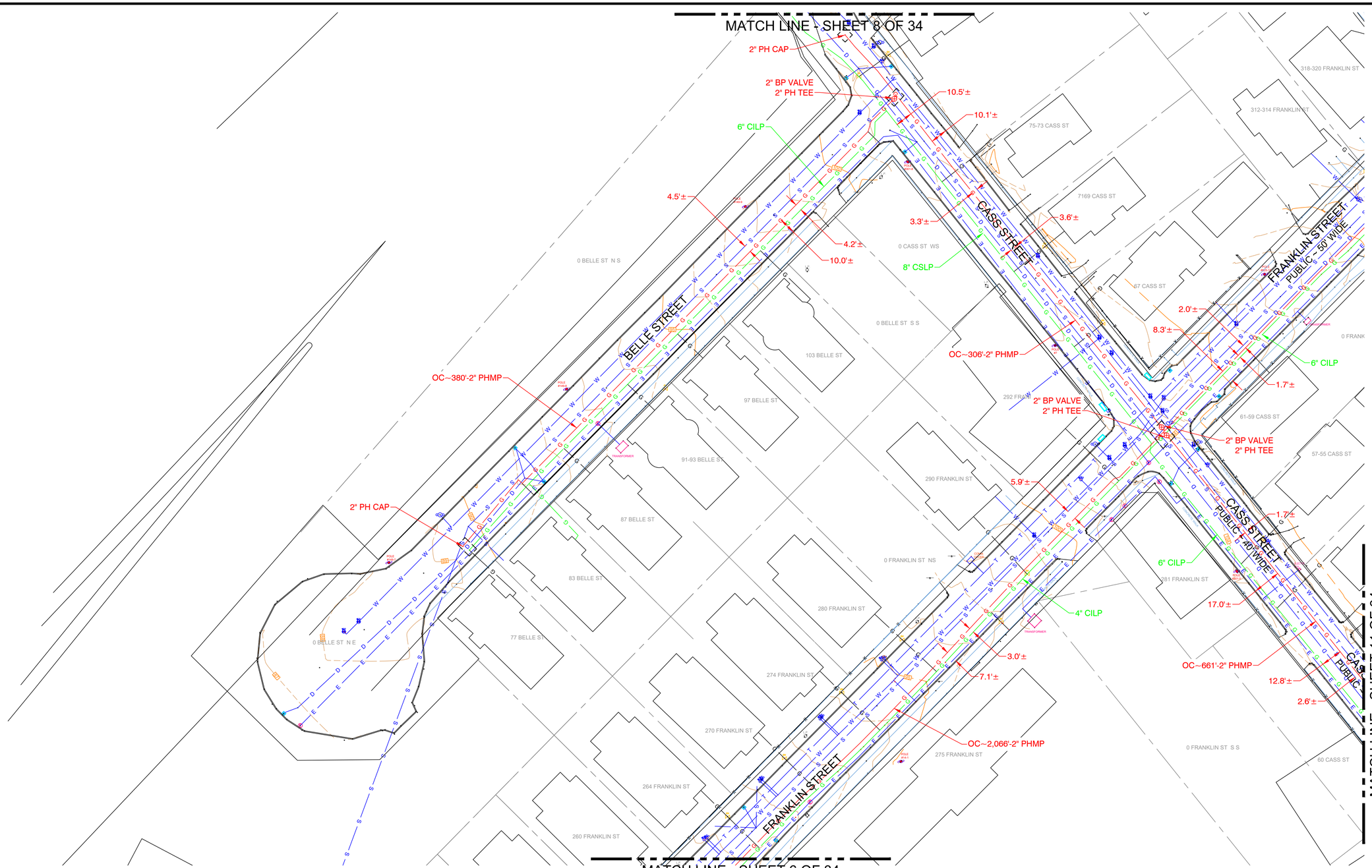

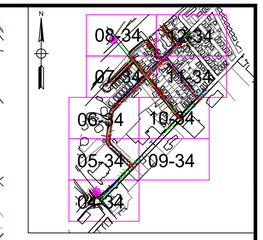

KEY MAP
SCALE: N.T.S.

BELLE ST SPRINGFIELD FPO DRAWING.dwg

EGMA DRAWING TEMPLATE - 02-28-2023

\\nu.com\data\SharedData\GasProjectEngineering\EGMA\Springfield\2026\Springfield, Belle St - GSEP, 25EG093\Drawings\

No.	Description	Date	Dw/Ck
0	DRAWING CREATED	10/3/25	SB / RPB

Revision/Status

FOR PERMIT ONLY

PE STAMP AND SIGNATURE

EVERSOURCE ENERGY

FIELD VERIFY DIMENSIONS PRIOR TO PIPE FABRICATION

EVERSOURCE ENERGY

BELLE ST - GSEP CONTINGENCY, SPRINGFIELD, MASSACHUSETTS

PROJECT # 25EG093 / WORK ORDER # 19204626

PROJECT LOCATION PLANS

SCALE: 1"=20' ON 22"X34"

SHEET 07 OF 34

Drawn by / Date	Checked by / Date	Drawing Number	Rev. No.
SB 10/3/25	RPB 10/3/25	MA-SPR-PIP-25-035-07	0

Oct 30, 2025 - 11:27am

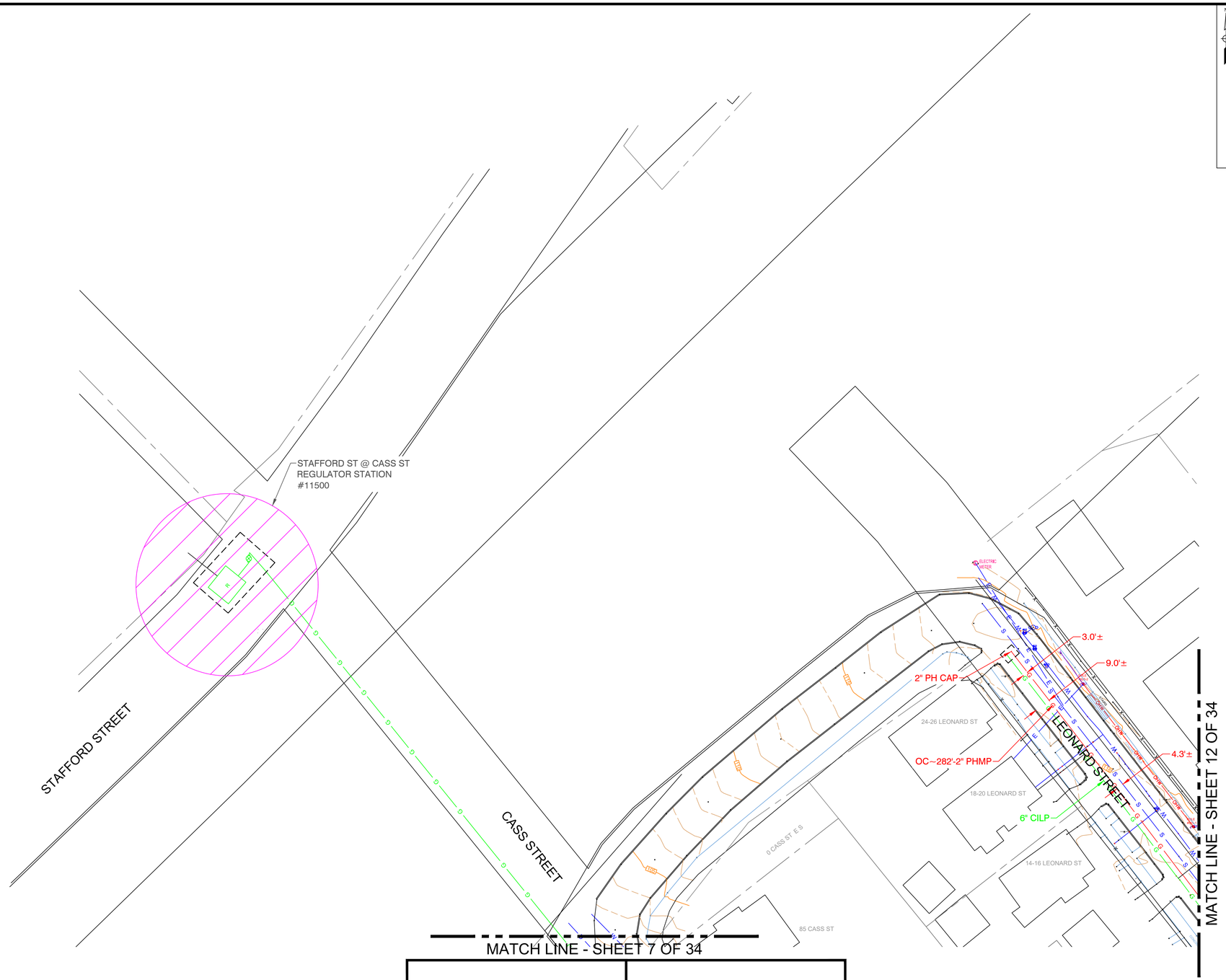

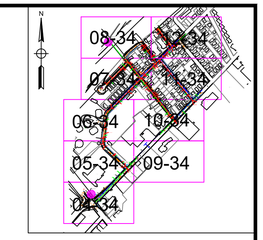

KEY MAP
SCALE: N.T.S.

No.	Description	Date	Dw/Ck
0	DRAWING CREATED	10/3/25	SB / RPB

Revision/Status

FOR PERMIT ONLY

PE STAMP AND SIGNATURE

EVERSOURCE ENERGY

FIELD VERIFY DIMENSIONS PRIOR TO PIPE FABRICATION

EVERSOURCE ENERGY

BELLE ST - GSEP CONTINGENCY, SPRINGFIELD, MASSACHUSETTS

PROJECT # 25EG093 / WORK ORDER # 19204626

PROJECT LOCATION PLANS

SCALE: 1"=20' ON 22"X34" SHEET 08 OF 34

Drawn by / Date	Checked by / Date	Drawing Number	Rev. No.
SB 10/3/25	RPB 10/3/25	MA-SPR-PIP-25-035-08	0

BELLE ST SPRINGFIELD FPO DRAWING.dwg

EGMA DRAWING TEMPLATE - 02-28-2023

\\nu.com\data\SharedData\GasProjectEngineering\EGMA\Springfield\2026\Springfield, Belle St - GSEP, 25EG093\Drawings\

Oct 30, 2025 - 11:27am

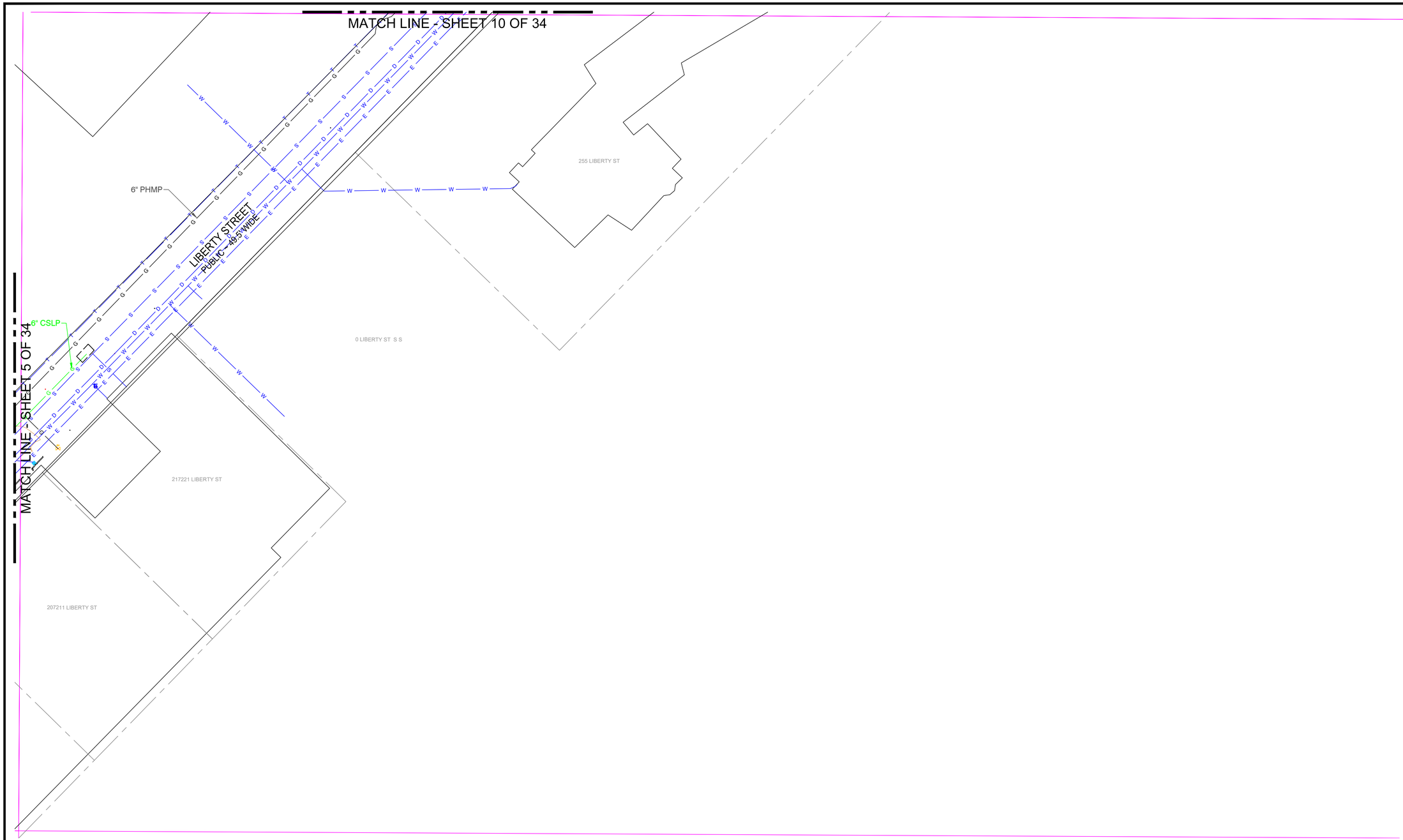

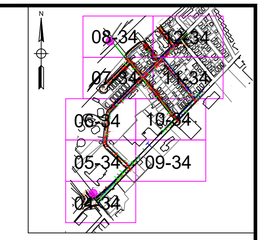

KEY MAP
SCALE: N.T.S.

No.	Description	Date	Dw/Ck
0	DRAWING CREATED	10/3/25	SB / RPB

Revision/Status

FOR PERMIT ONLY

PE STAMP AND SIGNATURE

EVERSOURCE ENERGY

FIELD VERIFY DIMENSIONS PRIOR TO PIPE FABRICATION

EVERSOURCE ENERGY

BELLE ST - GSEP CONTINGENCY, SPRINGFIELD, MASSACHUSETTS

PROJECT # 25EG093 / WORK ORDER # 19204626

PROJECT LOCATION PLANS

SCALE: 1"=20' ON 22"X34" SHEET 09 OF 34

Drawn by / Date	Checked by / Date	Drawing Number	Rev. No.
SB 10/3/25	RPB 10/3/25	MA-SPR-PIP-25-035-09	0

BELLE ST SPRINGFIELD FPO DRAWING.dwg

EGMA DRAWING TEMPLATE - 02-28-2023

\\nu.com\data\SharedData\GasProjectEngineering\EGMA\Springfield\2026\Springfield, Belle St - GSEP, 25EG093\Drawings\

Oct 30, 2025 - 11:27am

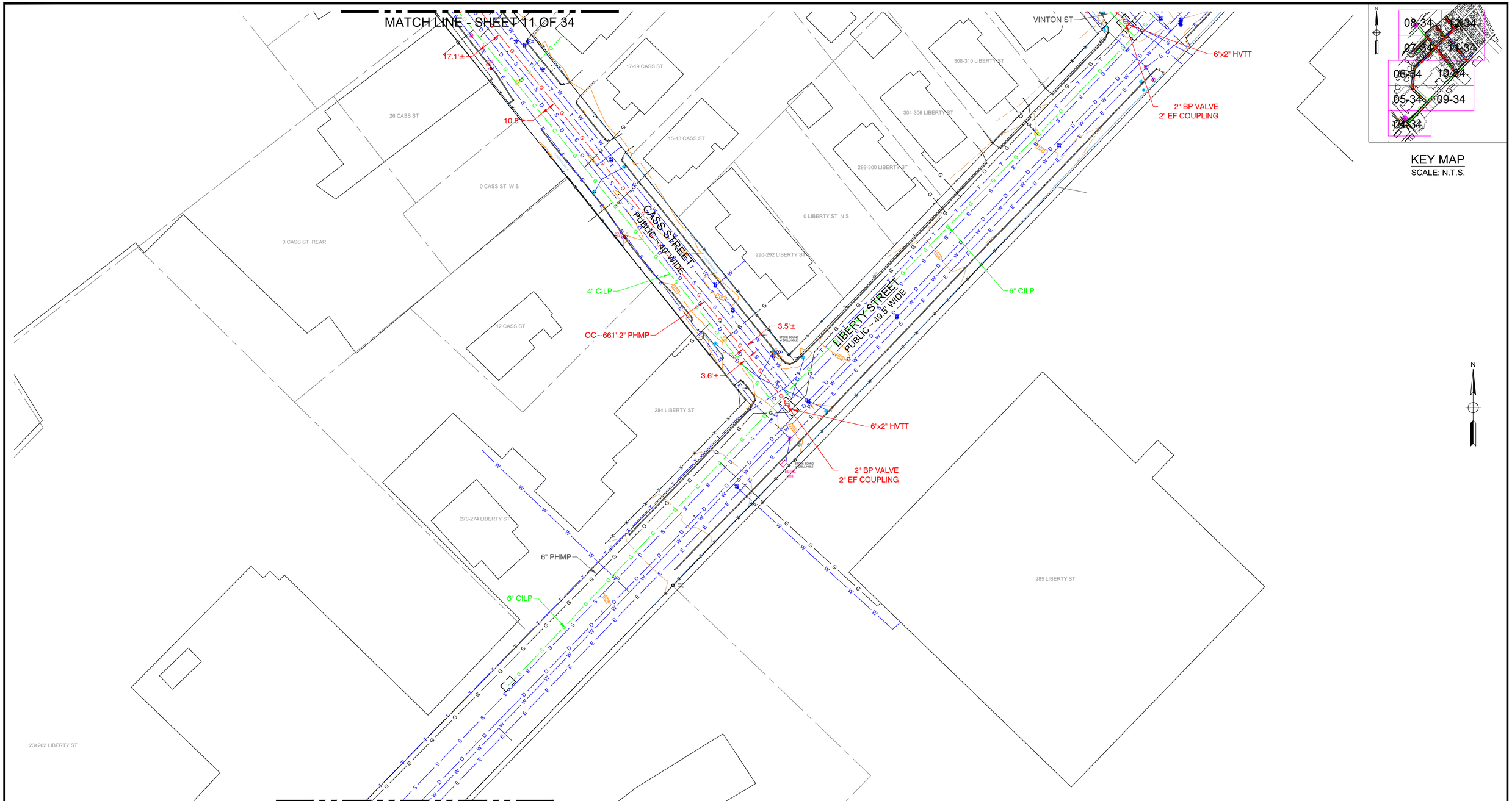

No.	Description	Date	Dw/Ck
0	DRAWING CREATED	10/3/25	SB / RPB

Revision/Status

FOR PERMIT ONLY

PE STAMP AND SIGNATURE

EVERSOURCE ENERGY

FIELD VERIFY DIMENSIONS PRIOR TO PIPE FABRICATION

EVERSOURCE ENERGY

BELLE ST - GSEP CONTINGENCY, SPRINGFIELD, MASSACHUSETTS

PROJECT # 25EG093 / WORK ORDER # 19204626

PROJECT LOCATION PLANS

SCALE: 1"=20' ON 22"X34" SHEET 10 OF 34

Drawn by / Date	Checked by / Date	Drawing Number	Rev. No.
SB 10/3/25	RPB 10/3/25	MA-SPR-PIP-25-035-10	0

BELLE ST SPRINGFIELD FPO DRAWING.dwg

EGMA DRAWING TEMPLATE - 02-28-2023

\\nu.com\data\SharedData\GasProjectEngineering\EGMA\Springfield\2026\Springfield, Belle St - GSEP, 25EG093\Drawings\

Oct 30, 2025 - 11:27am

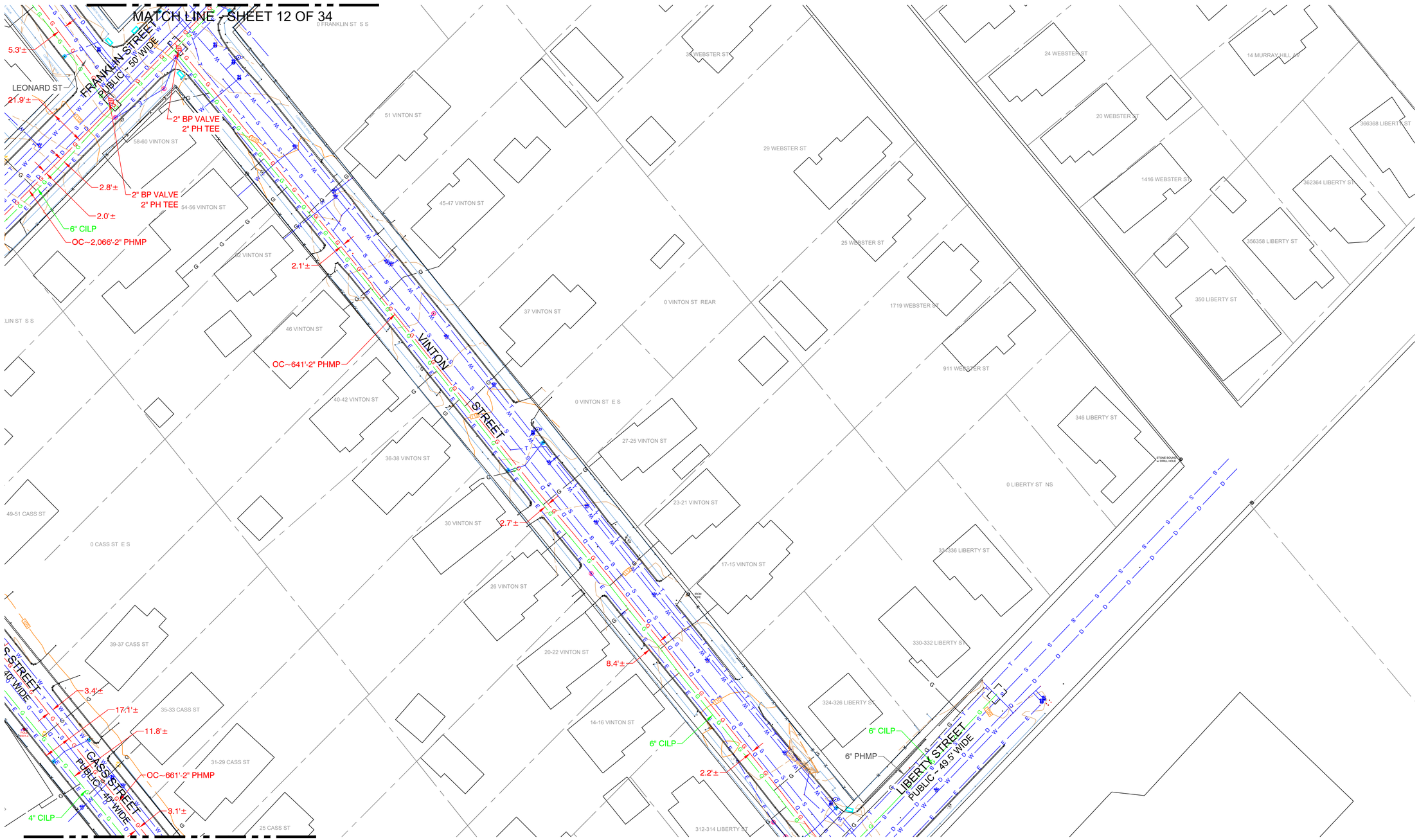

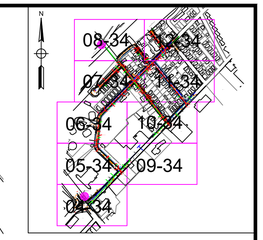

KEY MAP
SCALE: N.T.S.

N

BELLE ST SPRINGFIELD FPO DRAWING.dwg

EGMA DRAWING TEMPLATE - 02-28-2023

\\nu.com\data\Shared\Data\GasProjectEngineering\EGMA\Springfield\2026\Springfield, Belle St - GSEP, 25EG093\Drawings\

No.	Description	Date	Dw/Ck
0	DRAWING CREATED	10/3/25	SB / RPB

Revision/Status

FOR PERMIT ONLY

PE STAMP AND SIGNATURE

EVERSOURCE ENERGY

FIELD VERIFY DIMENSIONS PRIOR TO PIPE FABRICATION

EVERSOURCE ENERGY

BELLE ST - GSEP CONTINGENCY, SPRINGFIELD, MASSACHUSETTS

PROJECT # 25EG093 / WORK ORDER # 19204626

PROJECT LOCATION PLANS

SCALE: 1"=20' ON 22"X34" SHEET 11 OF 34

Drawn by / Date	Checked by / Date	Drawing Number	Rev. No.
SB 10/3/25	RPB 10/3/25	MA-SPR-PIP-25-035-11	0

Oct 30, 2025 - 11:27am

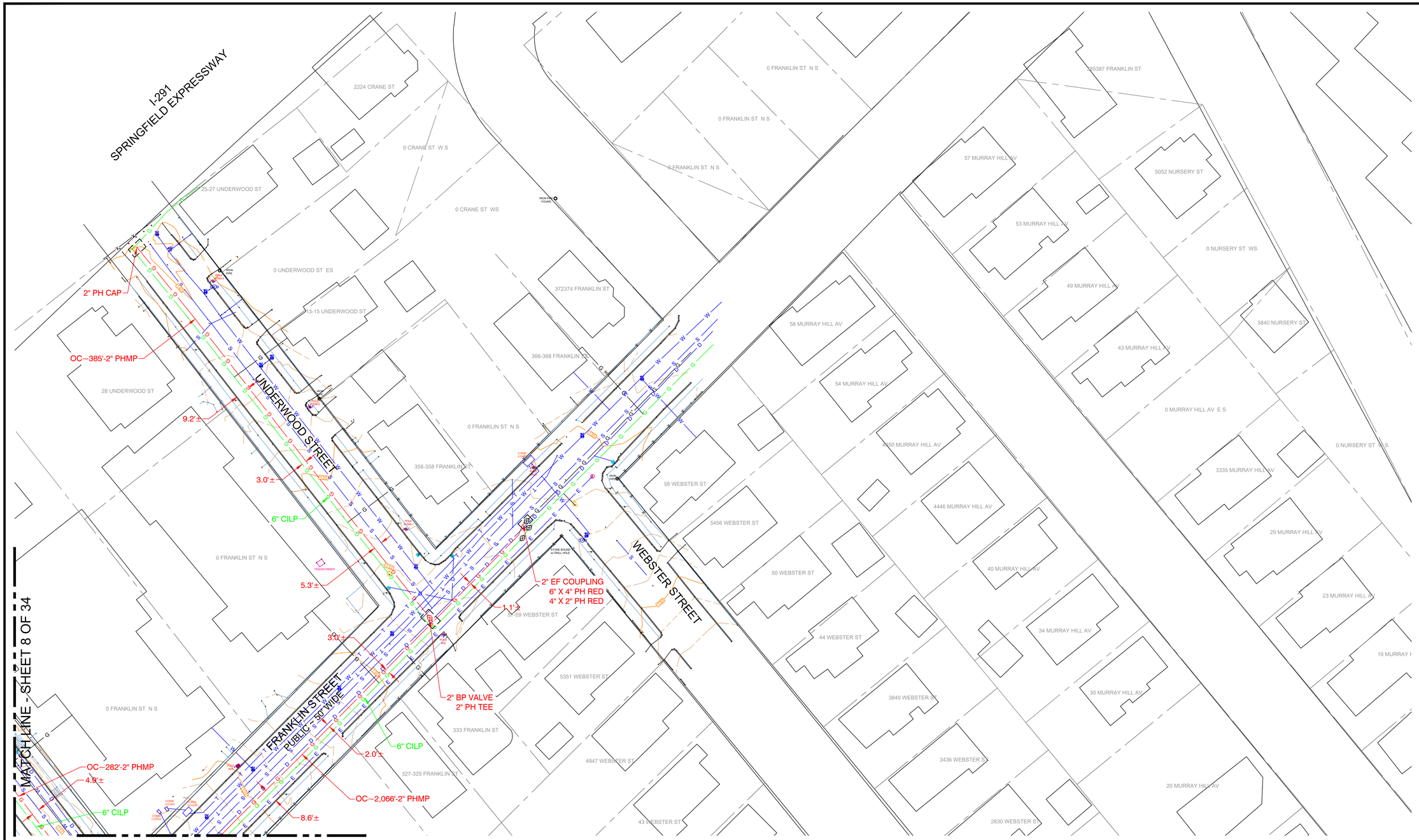

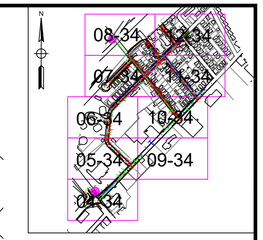

KEY MAP
SCALE: N.T.S.

No.	Description	Date	Dw/Ck
0	DRAWING CREATED	10/3/25	SB / RPB

Revision/Status

FOR PERMIT ONLY

PE STAMP AND SIGNATURE

EVERSOURCE ENERGY

FIELD VERIFY DIMENSIONS PRIOR TO PIPE FABRICATION

EVERSOURCE ENERGY

BELLE ST - GSEP CONTINGENCY, SPRINGFIELD, MASSACHUSETTS

PROJECT # 25EG093 / WORK ORDER # 19204626

PROJECT LOCATION PLANS

SCALE: 1"=20' ON 22"X34" SHEET 12 OF 34

Drawn by / Date	Checked by / Date	Drawing Number	Rev. No.
SB 10/3/25	RPB 10/3/25	MA-SPR-PIP-25-035-12	0

BELLE ST SPRINGFIELD FPO DRAWING.dwg

EGMA DRAWING TEMPLATE - 02-28-2023

\\nu.com\data\SharedData\GasProjectEngineering\EGMA\Springfield\2026\Springfield, Belle St - GSEP, 25EG093\Drawings\

Oct 30, 2025 - 11:27am

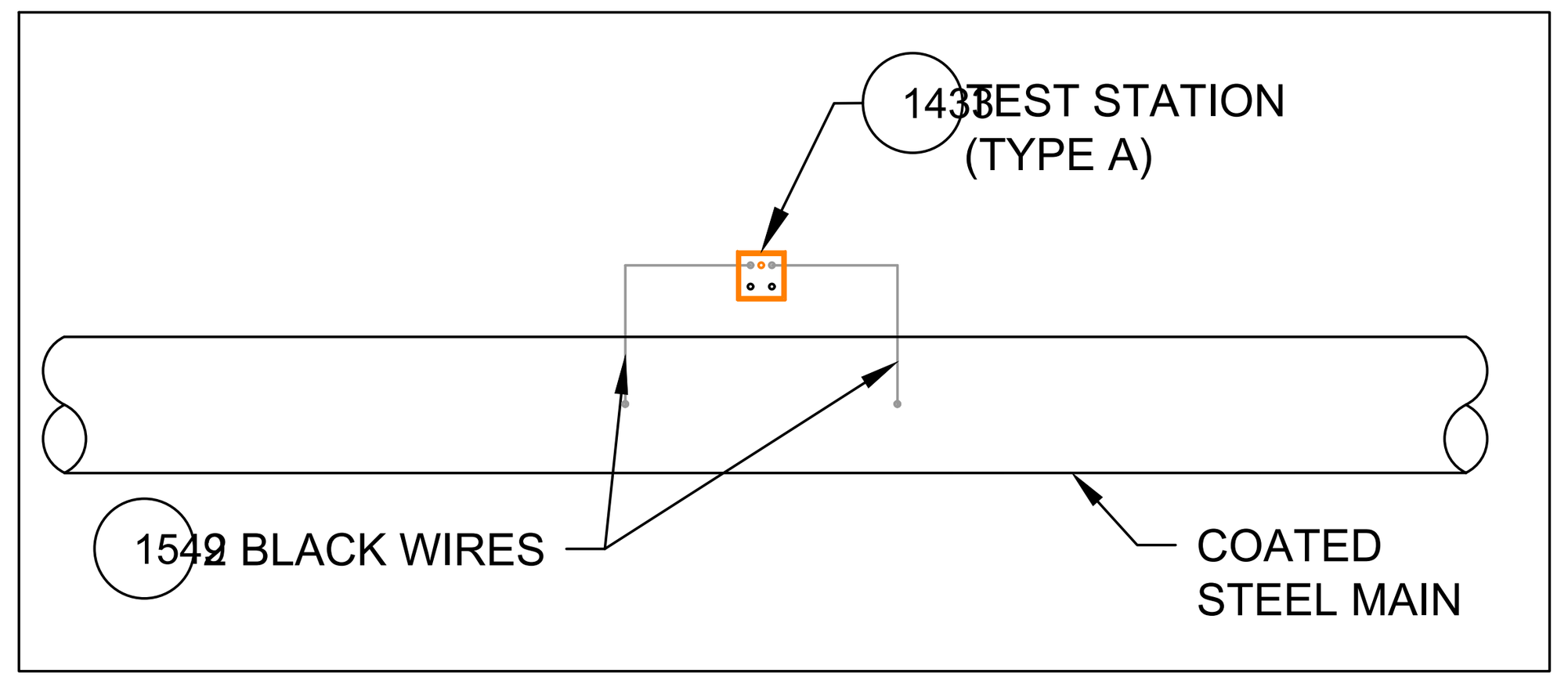

TYPE A TEST STATION

DETAIL CP1

SCALE: 1/2" = 1'-0"

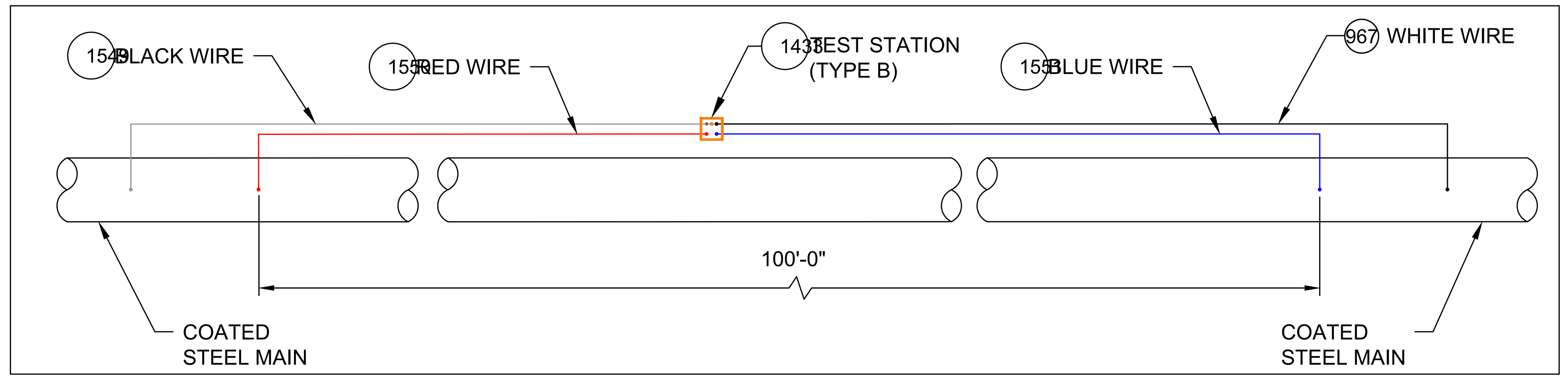

TYPE B TEST STATION

DETAIL CP2

SCALE: 1/2" = 1'-0"

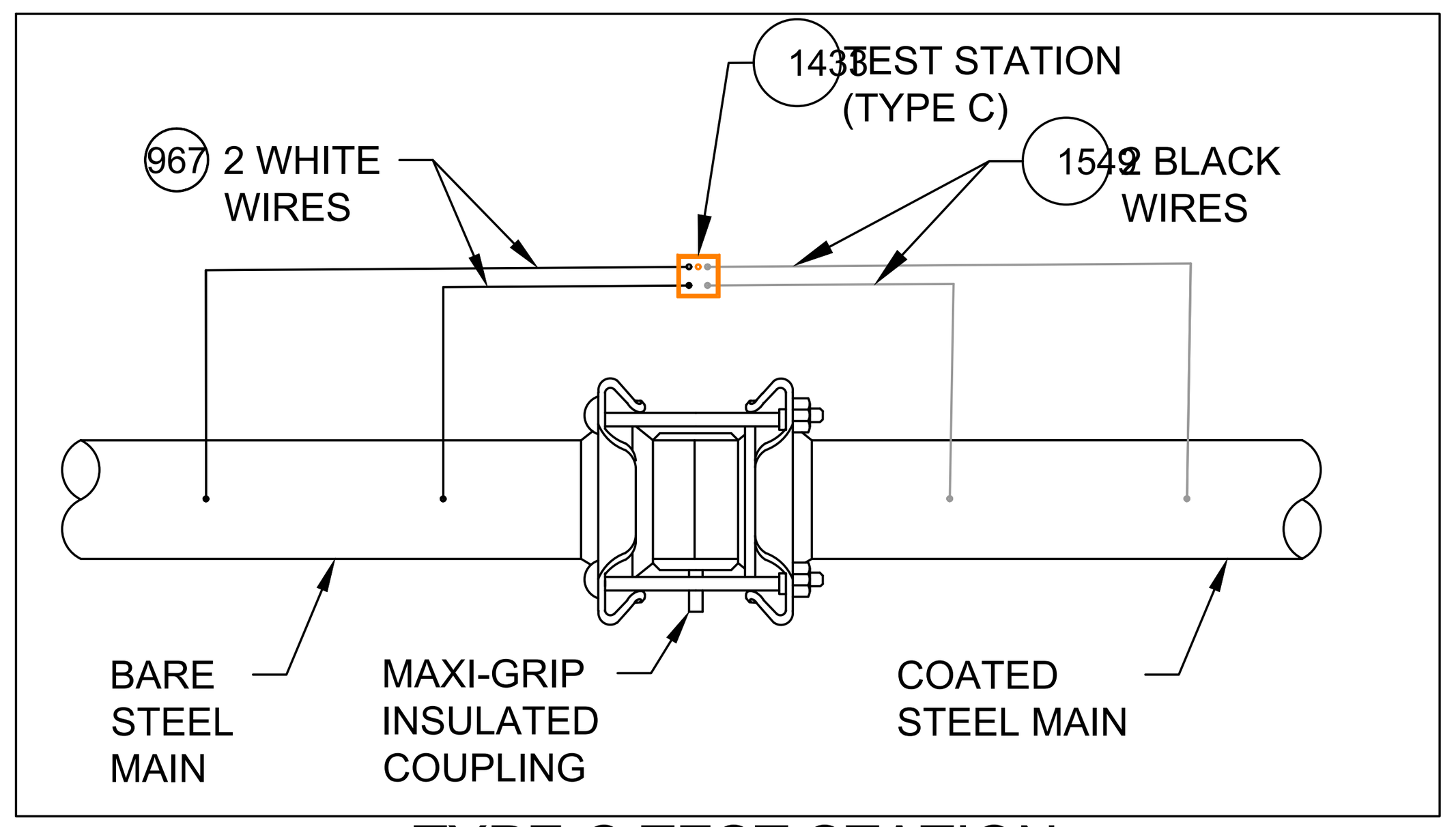

TYPE C TEST STATION

DETAIL CP3

SCALE: 1/2" = 1'-0"

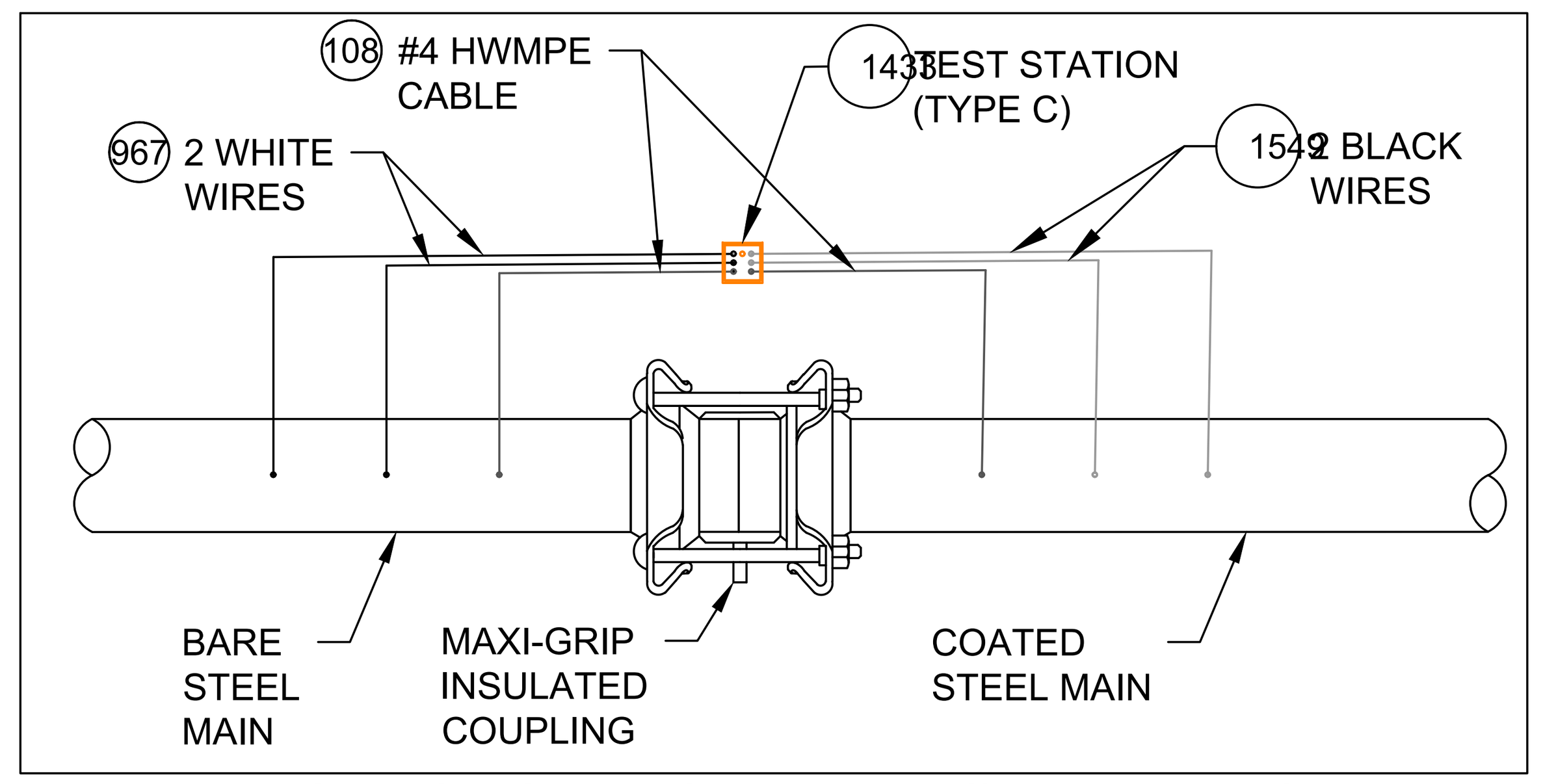

TYPE C TEST STATION - WITH #4 HWMPE CABLE

DETAIL CP4

SCALE: 1/2" = 1'-0"

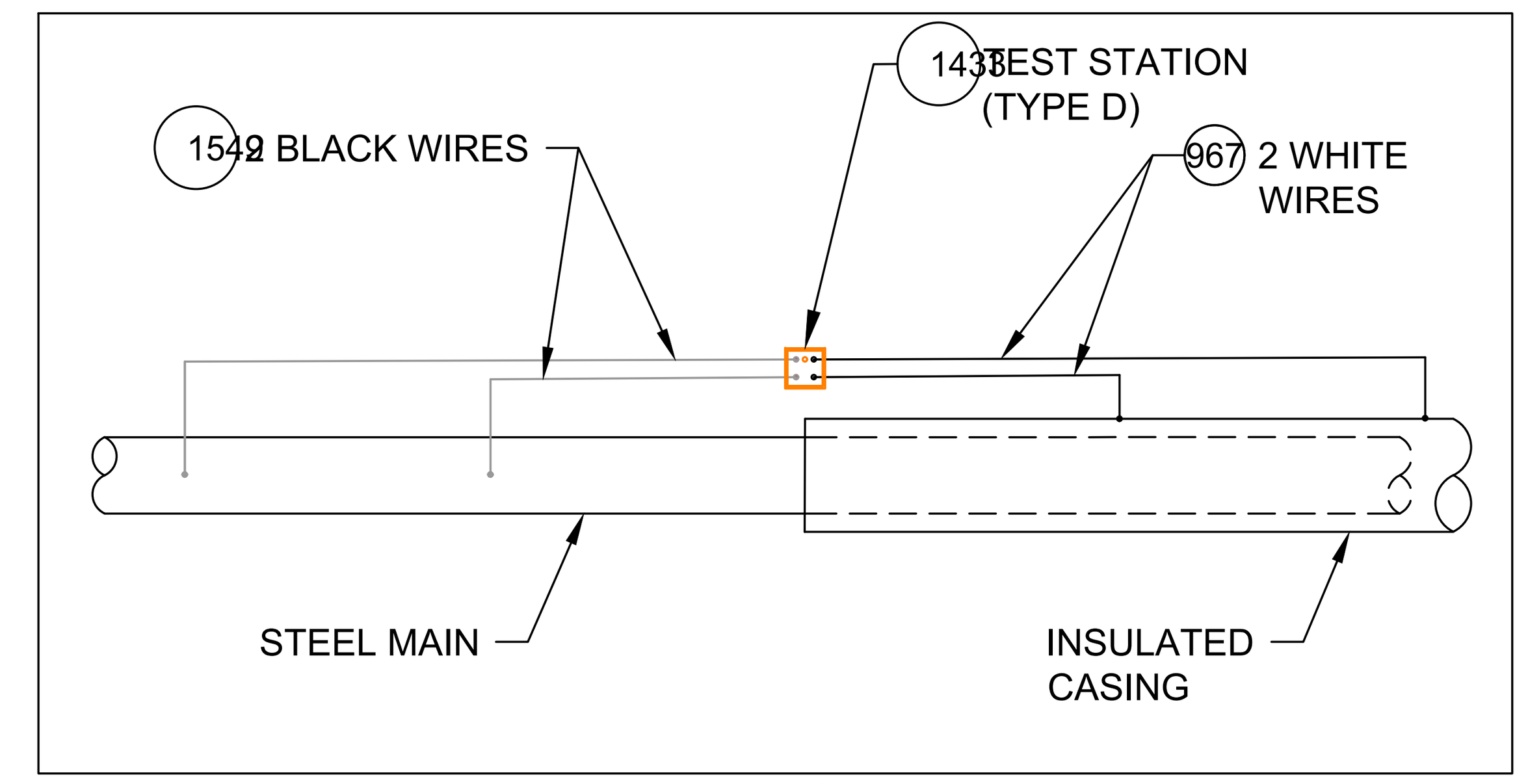

TYPE D TEST STATION (INSULATED CASING)

DETAIL CP5

SCALE: 1/2" = 1'-0"

CATHODIC PROTECTION BILL OF MATERIALS MASTER BOM			
Item	**Maximo No.**	**Description**	**Units**
25	500804	WELDER,THERMITE, THERMITE, FOR GAS PIPE, #12 CABLE,HORIZONTAL STEEL PIPE 4 IN AND LARGER DIAMETER	EA
26	500805	WELDER,THERMITE, THERMITE, FOR GAS PIPE, #12 CABLE, HORIZONTAL STEEL PIPE 3/4 - 3-1/2 IN DIAMETER	EA
69	503673	TAPE,WAX, 9 FT LG X 4 IN W, 24 ROLLS/CS, ABOVE AND BELOW GROUND APPLICATIONS, TR-#2A WAX, ALUMINUM	ROLL
95	505818	ANODE,BAG, 2.5 X 2.5 X 4.5 IN, 10 FT LG, 3 LB, MAGNESIUM	EA
101	508567	POWDER, CARTRIDGE, TYPE IS F-33, ALLOY , CAP COLOR CLEAR, 15 GM CHARGE, 20/PAC, FOR STEEL PIPE	BOX
102	508572	PRIMER, 4 GAL/CASE, BROWN, FOR WAX TAPE, APPLICATION TEMP 0 TO 230 F, TEMCOAT 3000	EA
108	513850	CABLE, INSULATED, CATHODIC PROTECTION, 1/C, #4 AWG, 7 STR, 600 V, BLACK, HMWPE, CU, 1000 FT ROLLS	FT
116	517626	CONNECTOR, SPLIT BOLT, 12 SOLID - 10 STRANDED, CU TO CU, HOUSING (COVER) MATE IN 590389,	EA
657	559168	SLEEVE,ELECTRICAL, #14 TO 10 AWG, W/ THERMITE WELDER, FOR CATHODIC PROTECTION	EA
874	577776	ANODE,BAG, 17 LB NET, HIGH POTENTIAL MAGNESIUM, W/ 10 FT #10 AWG TW ORANGE LEAD WIRE, PACKED IN CARDBOARD BOX 42 LB TOTAL WEIGHT	EA
967	578415	WIRE,ELECTRICAL, THHN, 1/C, #10 AWG, STRANDED, WHITE, INSULATED, CU, 500 FT SPOOL, WIRE	ROLL
1219	584045	EDI CONCENTRIC COUPON ASSEMBLY INCLUDING UCB-ZIN-LW010, 10 FT OF CABLE	ES
1418	590389	HOUSING, 50 V MAX, 10 AWG MAX, FOR PROTECTING TRACER WIRE SPLICES, USED WITH CONNECTOR IN 517626. 10/BAG	EA
1433	590871	BOX VALVE, TEST STATION, CP TEST #178, 10-1/4 IN DIA. LID, 8-3/8 IN I.D. 16 IN H., ASTM A48 CL 25 CAST IRON, FOR OFF-ROAD USE ONLY	EA
1548	603126	EDI CONCENTRIC COUPON ASSEMBLY INCLUDING UCB-ZIN-LW025, 25 FT OF CABLE	ES
1549	603139	WIRE,ELECTRICAL, THHN, 1/C, #10 AWG, STRANDED, BLACK, INSULATED, CU, 500 FT SPOOL,WIRE	ROLL
1550	603140	WIRE,ELECTRICAL, THHN, 1/C, #10 AWG, STRANDED, RED, INSULATED, CU, 500 FT SPOOL, WIRE	ROLL
1551	603141	WIRE,ELECTRICAL, THHN, 1/C, #10 AWG, STRANDED, BLUE INSULATED, CU, 500 FT SPOOL, WIRE	ROLL
1565	603423	TAPE,WAX, 9 FT LG X 6 IN W X 70-90 MIL THK, 16 ROLLS/CS, ABOVE AND BELOW GROUND APPLICATIONS, TR-#2A WAX, ALUMINUM	ROLL
1573	603769	TRENTON-FILL POR PM-GP,140 FA, FOR FILLING VOIDS & IRREGULAR SPACES PRIOR TO WRAPPING W/WAX TAPE, 0F TO 110F APPLICATION TEMPERATURE, 6 BLOCKS/CASE,	CASE
1576	603894	BOX,CORROSION, 18 IN LG, 5 IN DP, CI, W/ 5 TERMINAL, HOOKS, NON-LOCKING LID, YELLOW, LID MARKED 'CP TEST' - CATHODIC PROTECTION, CP TEST BOX	EA
1845	513849	CABLE, INSULATED, CATHODIC PROTECTION, 1/C, #8 AWG, 600 V	EA
1846	584942	WIRE,ELECTRICAL, CATHODIC PROTECTION CABLE, #6, HMWPE INSULATED	EA
1847	583055	ENCAPSULATION KIT, 2 PART, RESIN EPOXY, MOLD BODY, THRU 1 KV, INSULATES AND MOISTURE SEALS WYE CONNECTIONS	EA

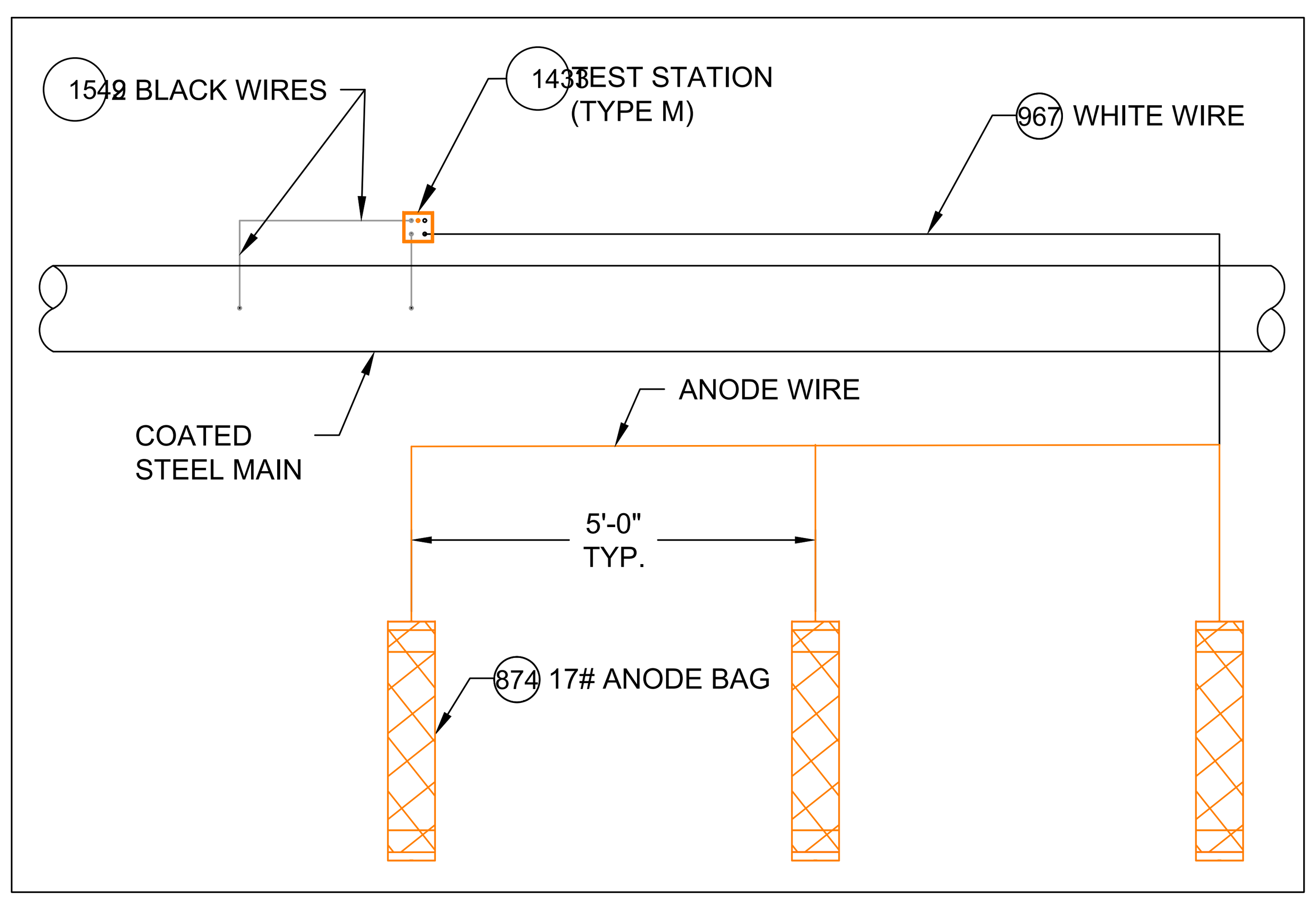

TYPE M TEST STATION (WITH ANODES)

DETAIL CP6

SCALE: 1/2" = 1'-0"

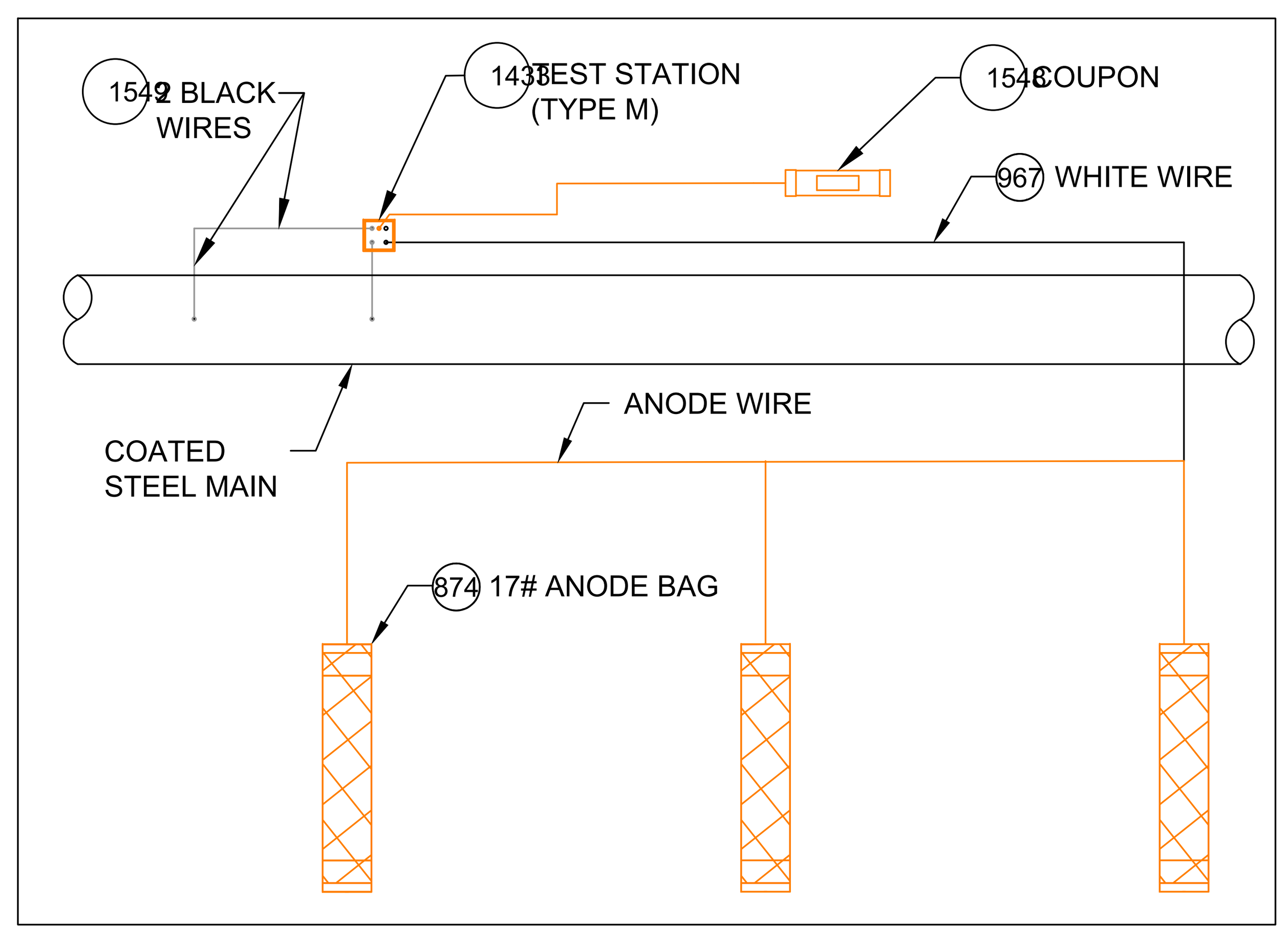

TYPE M TEST STATION (WITH COUPON AND ANODES)

DETAIL CP7

SCALE: 1/2" = 1'-0"

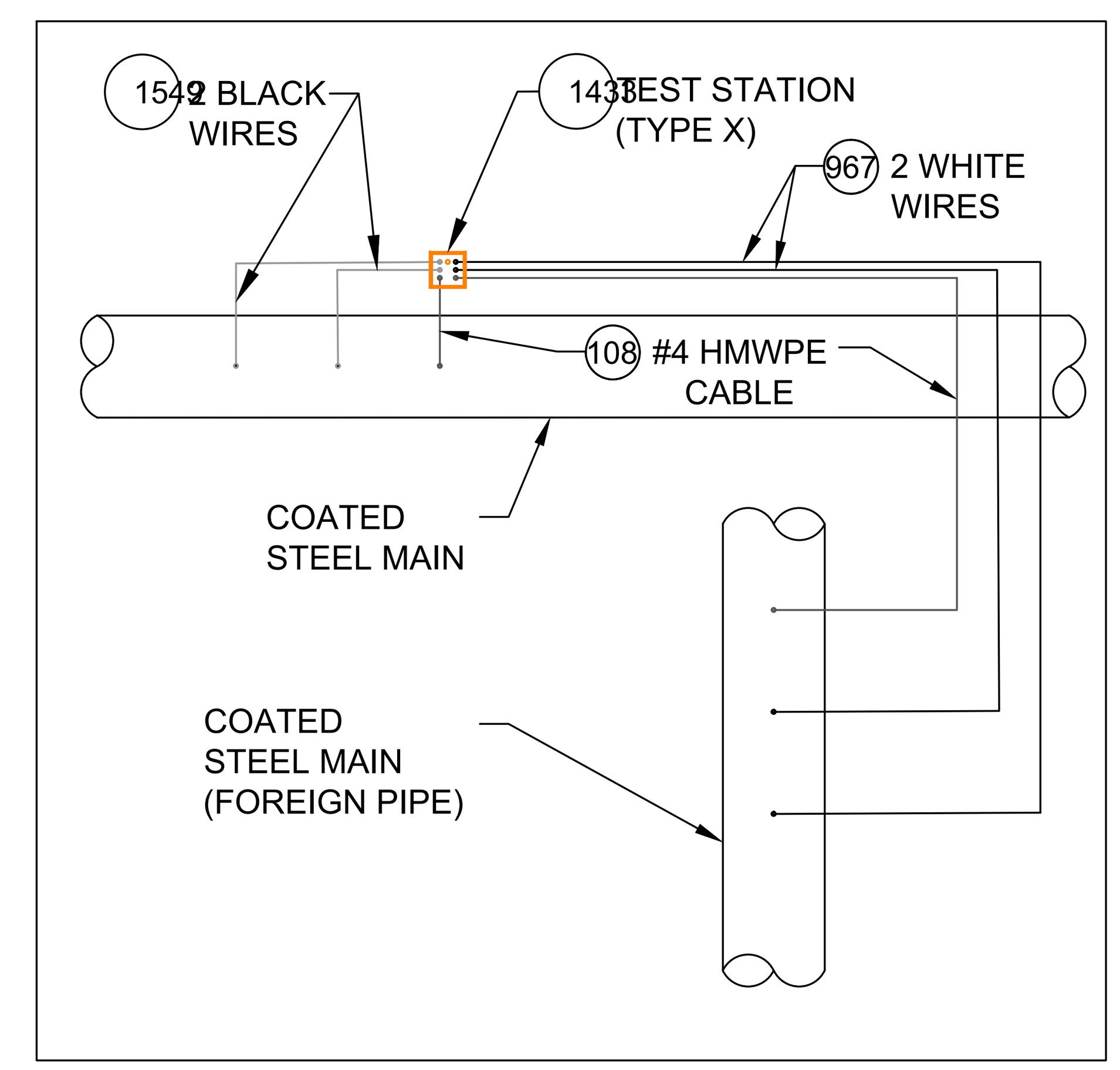

TYPE X TEST STATION

DETAIL CP8

SCALE: 1/2" = 1'-0"

NOTES:

1. ALL TEST STATION BOXES SHOULD BE INSTALLED IN A SAFE LOCATION WHERE ONE INDIVIDUAL CAN SAFELY OPEN AND ACCESS THE TEST WIRES. ALL TEST WIRES INSIDE THE BOX SHOULD HAVE ENOUGH SLACK ON THE WIRES SO THEY CAN EXTEND A MINIMUM OF 12" ABOVE GRADE.
2. FOR TYPE A TEST STATIONS, THE TWO WIRES SHOULD BE THERMITE WELDED TO THE COATED STEEL MAIN AND BE THE SAME COLOR. (COUPONS COULD BE ADDED TO THE TEST STATION TYPE).
3. FOR TYPE B TEST STATIONS, EACH OF THE FOUR WIRES SHOULD BE A DIFFERENT COLOR AND DOCUMENTED
4. FOR TYPE C TEST STATIONS, THE WIRES SHOULD BE THE SAME COLOR ON EACH SIDE OF THE INSULATED COUPLING. (ANODES AND/OR COUPONS COULD BE ADDED TO THIS TEST STATION TYPE).
5. FOR TYPE D TEST STATIONS WHICH ARE AT A CASING, WHITE WIRES ARE NORMALLY INSTALLED ON THE STEEL CASING AND BLACK WIRES ARE INSTALLED ON THE CARRIER PIPE. (ANODES AND/OR COUPONS COULD BE ADDED TO THIS TEST STATION TYPE).
6. FOR TYPE M TEST STATIONS, THE TWO WIRES THERMITE WELDED TO THE CARRIER PIPE SHOULD BE THE SAME COLOR WIRE. THERE IS ALSO MAGNESIUM ANODE(S) WIRE(S) LOCATED INSIDE THE TEST STATION BOX.THE WIRE COLOR (TYPICALLY ORANGE) FOR THE ANODES. IF THE ANODE WIRES ARE SPLICED TO A COMMON ANODE HEADER CABLE, THE ANODE HEADER CABLE SHOULD BE A (WHITE OR RED) DIFFERENT COLOR WIRE THAN THE WIRE THAT WAS THERMITE WELDED TO THE CARRIER PIPE. AT A TYPE M TEST STATION, NO MAGNESIUM ANODES SHOULD BE DIRECTLY THERMITE WELDED TO THE CARRIER PIPE OR IN CONTACT WITH THE CARRIER PIPE. THE ANODE HEADER WIRE OR INDIVIDUAL ANODE WIRES SHOULD TERMINATE INSIDE THE TEST STATION BOX. ANODES SHOULD BE SPACED A MINIMUM OF 5' ON CENTER FROM EACH OTHER AND A MINIMUM OF 12" AWAY AND BELOW THE BOTTOM OF THE STEEL MAIN.
7. IF COUPONS ARE TO BE INSTALLED , FIRST REMOVE THE PROTECTIVE LABEL COVERING THE STEEL COUPON AND THE RED STICKERS COVERING EACH SENSING PORT. CLEAN THE ENTIRE STEEL COUPON SURFACE WITH ALCOHOL TO REMOVE THE CORROSION INHIBITOR .PLACE THE COUPON ASSEMBLY APPROXIMATELY 12" FROM THE GAS MAIN BEING MONITORED WITH THE SENSING PORTS FACING THE GAS MAIN. THE COUPON ASSEMBLY SHOULD BE LOCATED ADJACENT TO THE BOTTOM PORTION OF THE GAS MAIN, ANYWHERE BETWEEN 3 O'CLOCK AND 9 O'CLOCK. THE SOIL BETWEEN THE COUPON AND THE MAIN SHOULD BE WELL COMPACTED AND CONTAIN NO ROCKS LARGER THAN A CENTIMETER IN DIAMETER OR FOREIGN MATERIAL.
8. ONE (1) 3# ANODE (MINIMUM) SHALL BE INSTALLED TO PROTECT THE CLAMPS ON EACH 10-FOOT SPAN OF PIPE. EACH 10-FOOT SPAN OF PIPE MUST BE A CONTINUOUS SECTION OF STEEL. CLAMPS ON NON-CONTINUOUS SECTIONS OF STEEL EVEN IF THEY ARE WITHIN 10 FEET OF EACH CANNOT BE PROTECTED BY THE SAME ANODE.
9. REFER TO CONSTRUCTION STANDARD CS-500 SECTION IV.G WHICH PROVIDES GENERAL GUIDANCE REGARDING “WRAPPING” FOR CORROSION PROTECTION. CS-500 SECTION IV.G.5. DESCRIBES THE BASIC STEPS REQUIRED TO WRAP LEAK REPAIR CLAMPS.

NOTE: DETAILS CP-9 AND CP-11 ARE FOR NEW STEEL FITTINGS THAT ARE NOT ELECTRICALLY ISOLATED FROM EXISTING UNPROTECTED STEEL. THESE ANODES ARE DIRECTLY CONNECTED TO THE NEW STEEL FITTING AND THE ANODE MUST BE A MINIMUM OF 2 FEET FROM ANY NEW ISOLATED FITTINGS OR ASSOCIATED ANODES.

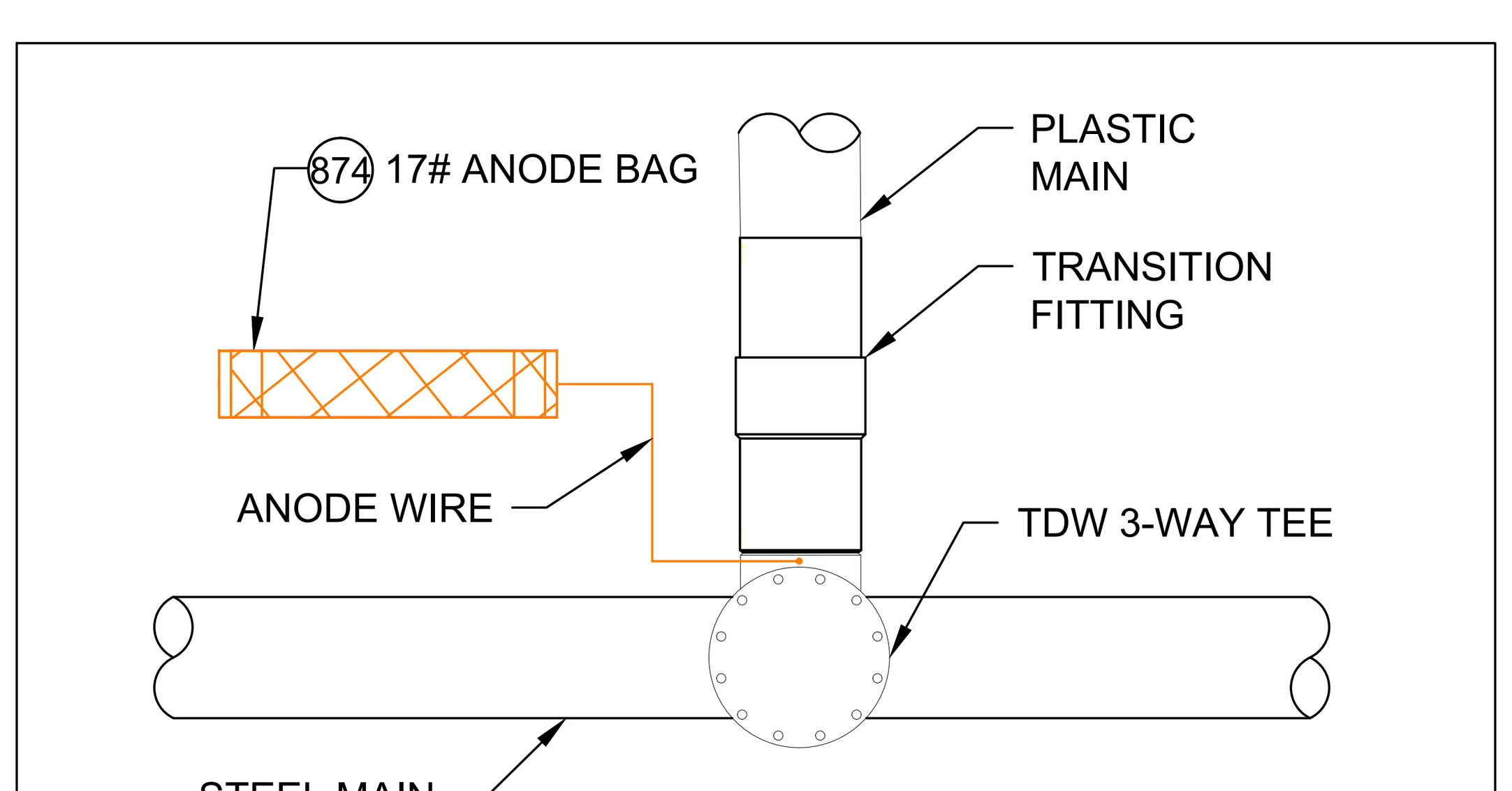

TDW 3-WAY TEE WITH ANODE

DETAIL CP9

SCALE: 1/2" = 1'-0"

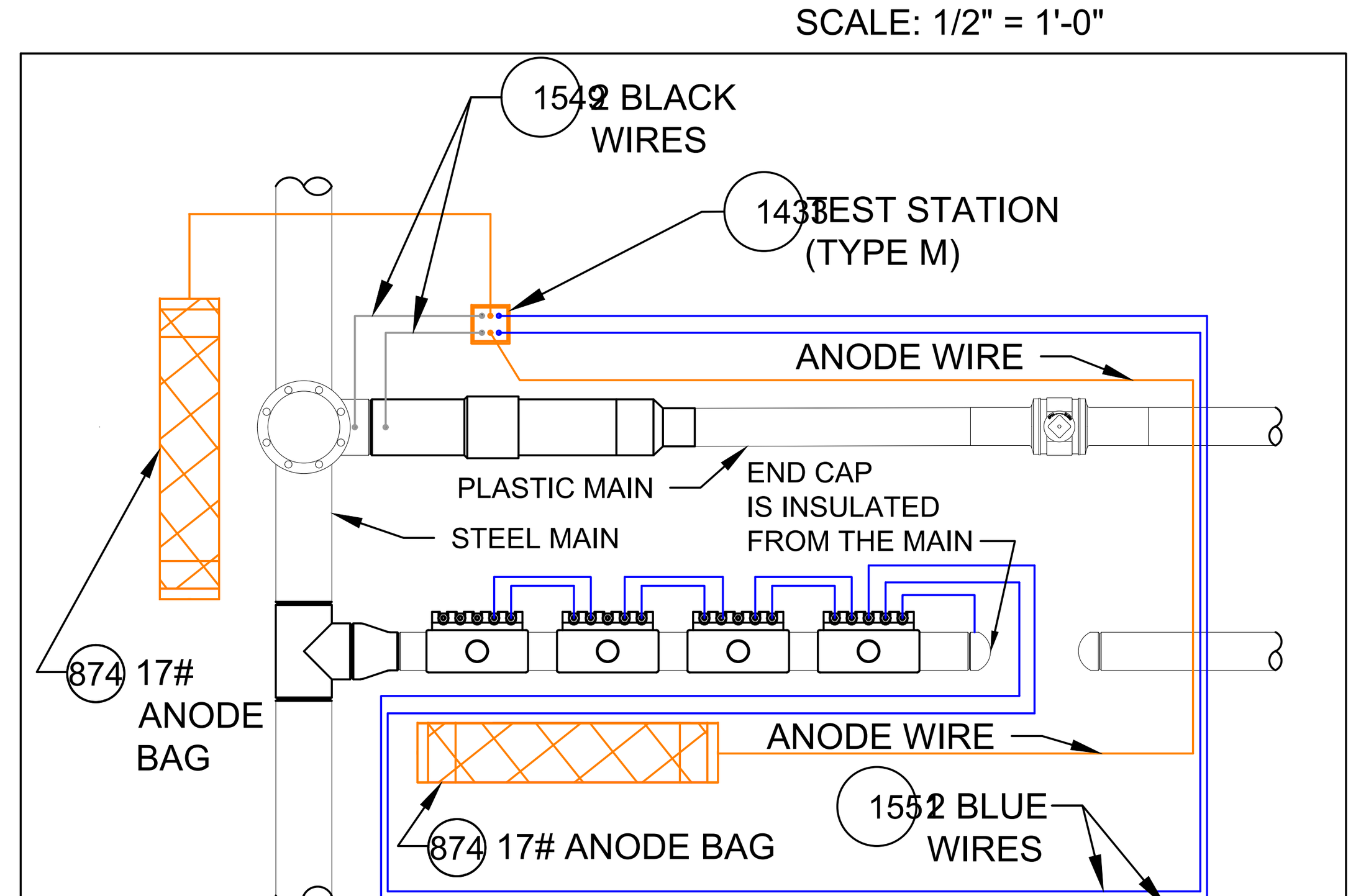

DETAIL CP10

SCALE: 1/2" = 1'-0"

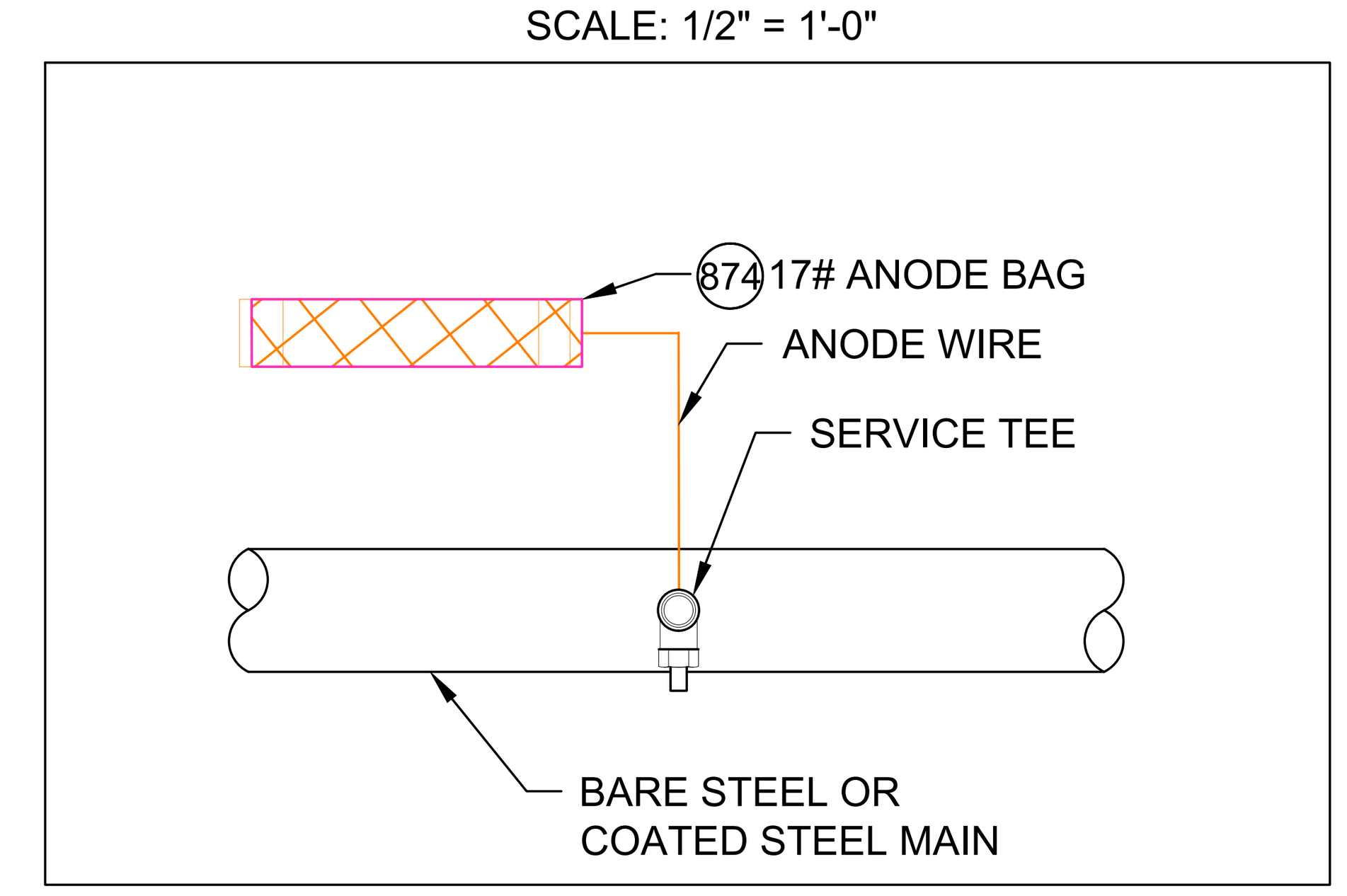

SERVICE TEE AND ANODE

DETAIL CP11

SCALE: 1/2" = 1'-0"

No.	Description	Date	Dw/Ck/Ap
6	ADDED DETAIL CP18 FOR TYPE P TEST STATION	07/03/24	WBH/KJK/MJL
5	REVISED BOM ITEMS TO MATCH STANDARD BOM REV. 10	02/21/24	WBH/KJK/MJL
4	REVISED BOM ITEMS TO MATCH STANDARD BOM REV. 9	11/17/23	WBH/KJK/MJL
3	REVISED BOM ITEMS TO MATCH STANDARD BOM REV. 8	03/13/23	WBH/KJK/MJL
2	ADDED DETAILS CP10,16A & 17A AND REVISED OTHER DETAILS	02/08/23	WBH/KJK/MJL
1	ADDED DETAILS CP12 & CP13, NOTES AND REVISED BOM	02/02/21	WBH/KJK/MJL

Revision/Status

EVERSOURCE ENERGY

STANDARD CS-500 CORROSION DETAILS
STREET ADDRESS, TOWN/CITY
DETAILS, NOTES AND BILL OF MATERIALS

FIELD VERIFY DIMENSIONS PRIOR TO PIPE FABRICATION

SCALE: 1/2" = 1'-0" SHEET 1 OF 3

Drawn by / Date	Checked by / Date	Sheet Number	Rev. No.
WBH 10/05/20	KJK 10/19/20	MA-COR-STD-001-01	6
Approved by / Date MJL 10/19/20	BELLE ST SPRINGFIELD FPO DRAWING.dwg		

\\nu.com\data\SharedData\GasProjectEngineering\EGMA\Capital Projects\2025\Springfield, Belle St, GSEP, 25EG093\Drawings\

Oct 30, 2025 - 11:27am

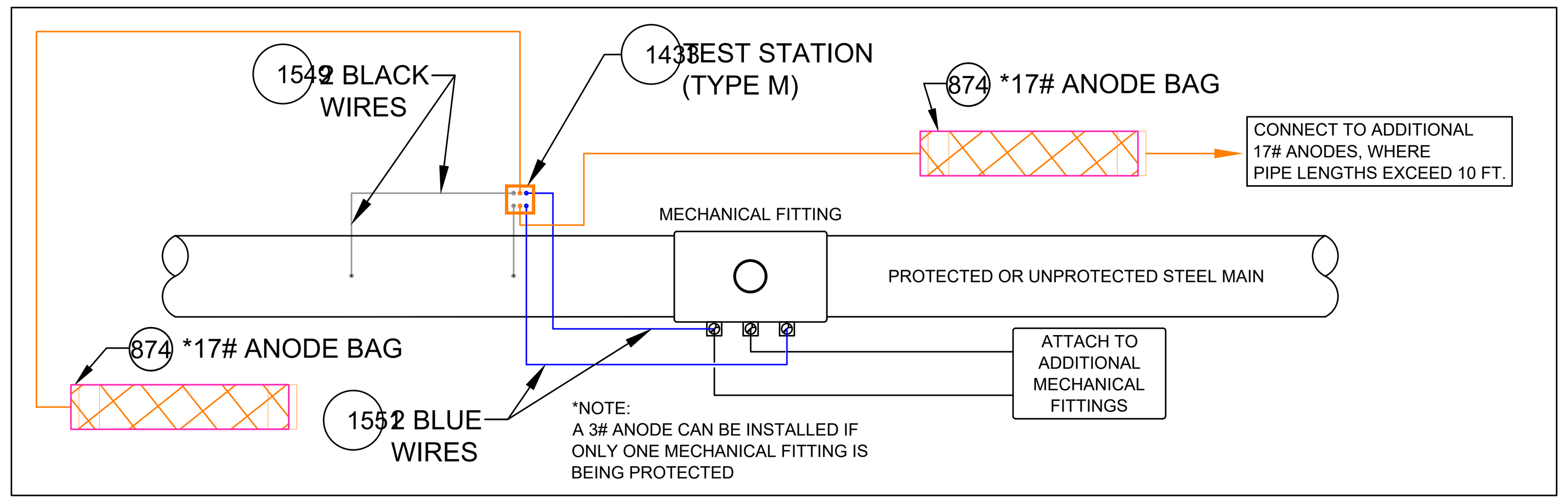

TEST STATION CONNECTION DETAILS FOR MECHANICAL FITTINGS
INSTALLED ON A STEEL MAIN

DETAIL CP12

SCALE: 1/2" = 1'-0"

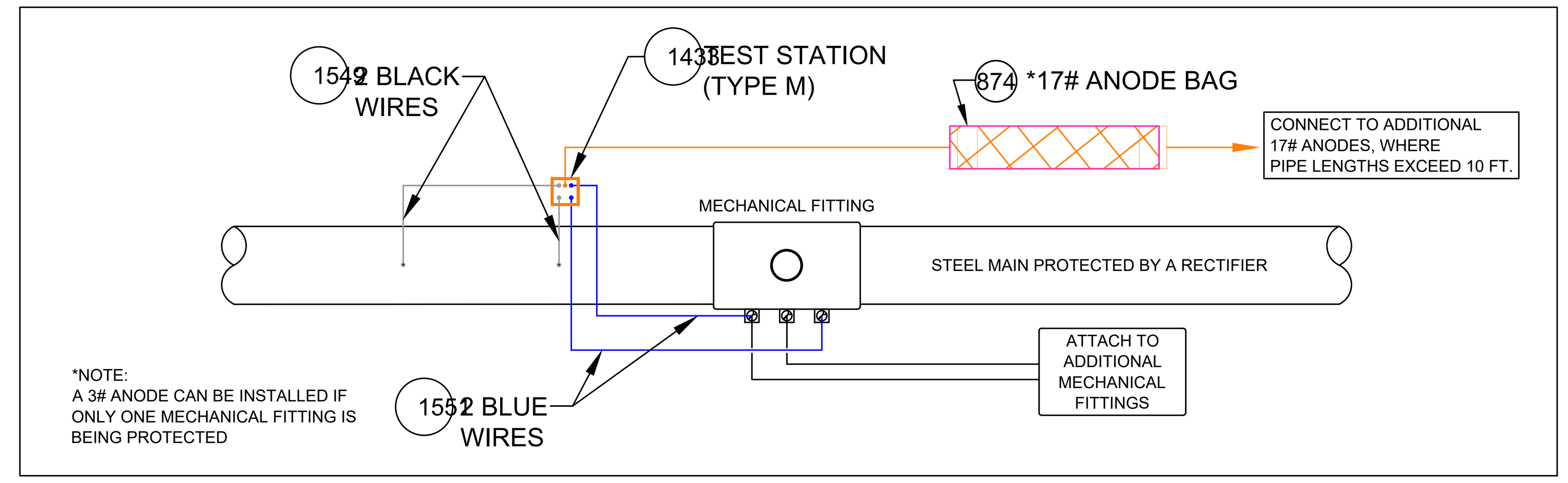

TEST STATION CONNECTION DETAILS FOR MECHANICAL FITTINGS
INSTALLED ON STEEL MAIN PROTECTED BY A RECTIFIER

DETAIL CP13

SCALE: 1/2" = 1'-0"

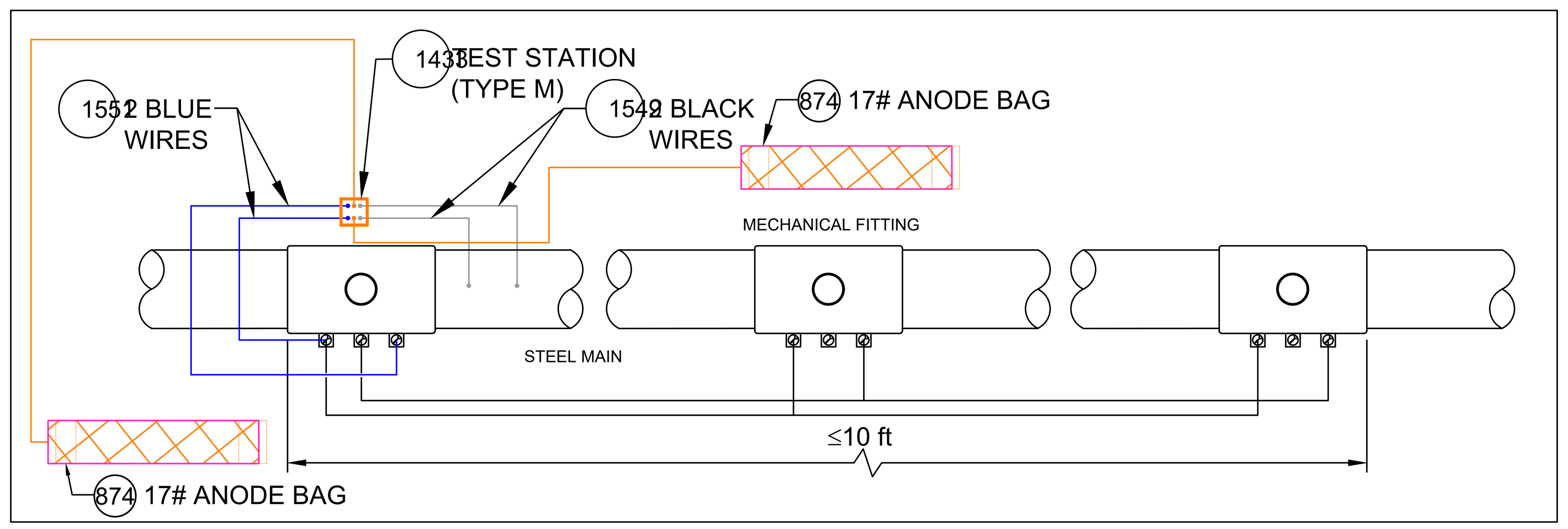

ANODE INSTALLATION FOR MULTIPLE MECHANICAL FITTINGS
INSTALLED ON A ELECTRICALLY CONTINUOUS SECTION OF STEEL MAIN

DETAIL CP14

SCALE: 1/2" = 1'-0"

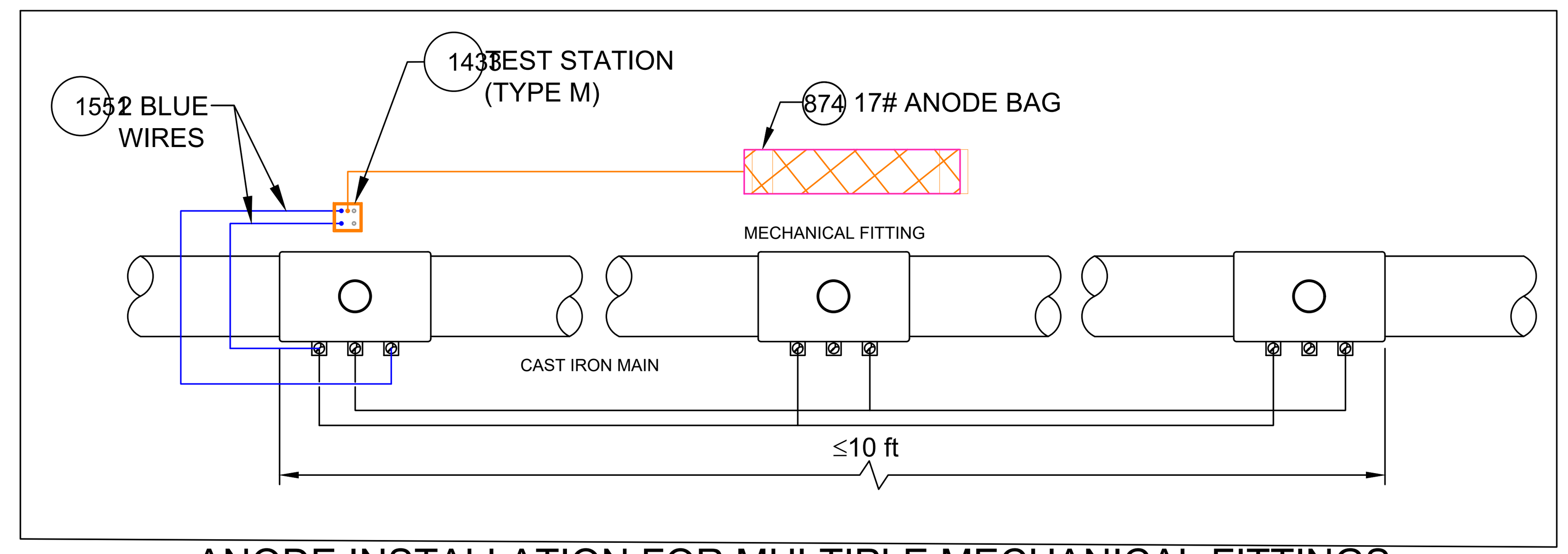

ANODE INSTALLATION FOR MULTIPLE MECHANICAL FITTINGS
INSTALLED ON A CAST IRON MAIN

DETAIL CP15

SCALE: 1/2" = 1'-0"

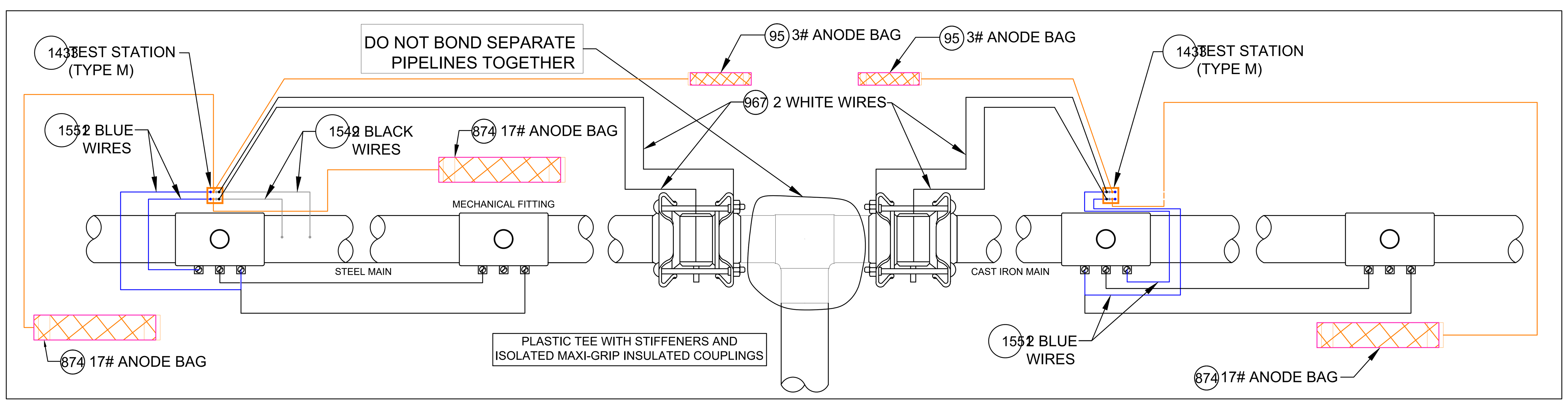

ANODE INSTALLATION FOR MULTIPLE MECHANICAL FITTINGS
INSTALLED ON NON-ELECTRICALLY CONTINUOUS SECTIONS OF STEEL AND CAST IRON PIPING

DETAIL CP16

SCALE: 1/2" = 1'-0"

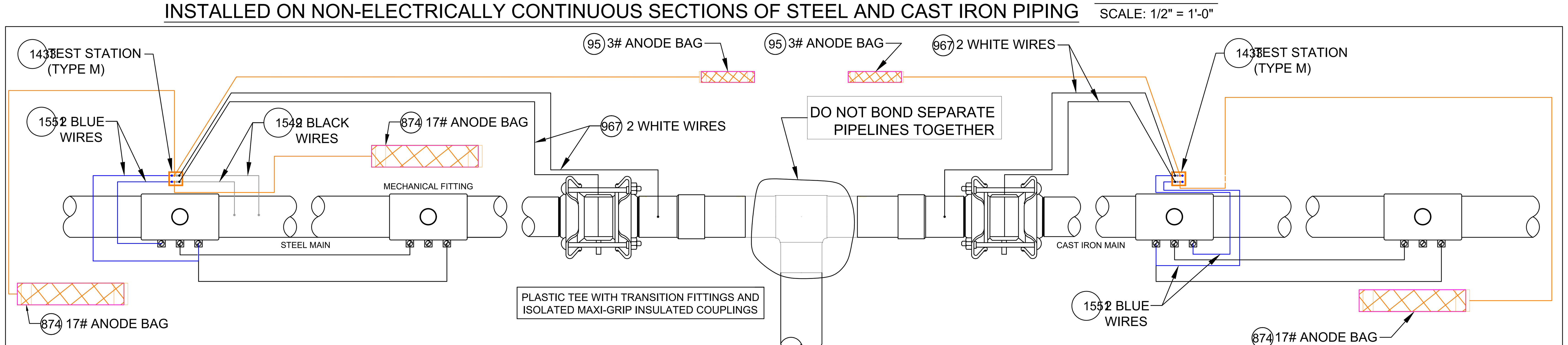

ANODE INSTALLATION FOR MULTIPLE MECHANICAL FITTINGS
INSTALLED ON NON-ELECTRICALLY CONTINUOUS SECTIONS OF STEEL AND CAST IRON PIPING

DETAIL CP16A

SCALE: 1/2" = 1'-0"

CATHODIC PROTECTION BILL OF MATERIALS MASTER BOM

Item	Maximo No.	Description	Units
25	500804	WELDER,THERMITE, THERMITE, FOR GAS PIPE, #12 CABLE,HORIZONTAL STEEL PIPE 4 IN AND LARGER DIAMETER	EA
26	500805	WELDER,THERMITE, THERMITE, FOR GAS PIPE, #12 CABLE, HORIZONTAL STEEL PIPE 3/4 - 3-1/2 IN DIAMETER	EA
69	503673	TAPE,WAX, 9 FT LG X 4 IN W, 24 ROLLS/CS, ABOVE AND BELOW GROUND APPLICATIONS, TR-#2A WAX, ALUMINUM	ROLL
95	505818	ANODE,BAG, 2.5 X 2.5 X 4.5 IN, 10 FT LG, 3 LB, MAGNESIUM	EA
101	508567	POWDER, CARTRIDGE, TYPE IS F-33, ALLOY , CAP COLOR CLEAR, 15 GM CHARGE, 20/PAC, FOR STEEL PIPE	BOX
102	508572	PRIMER, 4 GAL/CASE, BROWN, FOR WAX TAPE, APPLICATION TEMP 0 TO 230 F, TEMCOAT 3000	EA
108	513850	CABLE, INSULATED, CATHODIC PROTECTION, 1/C, #4 AWG, 7 STR, 600 V, BLACK, HMWPE, CU, 1000 FT ROLLS	FT
116	517626	CONNECTOR, SPLIT BOLT, 12 SOLID - 10 STRANDED, CU TO CU, HOUSING (COVER) MATE IN 590389,	EA
657	559168	SLEEVE,ELECTRICAL, #14 TO 10 AWG, W/ THERMITE WELDER, FOR CATHODIC PROTECTION	EA
874	577776	ANODE,BAG, 17 LB NET, HIGH POTENTIAL MAGNESIUM, W/ 10 FT #10 AWG TW ORANGE LEAD WIRE, PACKED IN CARDBOARD BOX 42 LB TOTAL WEIGHT	EA
967	578415	WIRE,ELECTRICAL, THHN, 1/C, #10 AWG, STRANDED, WHITE, INSULATED, CU, 500 FT SPOOL, WIRE	ROLL
1219	584045	EDI CONCENTRIC COUPON ASSEMBLY INCLUDING UCB-ZIN-LW010, 10 FT OF CABLE	ES
1418	590389	HOUSING, 50 V MAX, 10 AWG MAX, FOR PROTECTING TRACER WIRE SPLICES, USED WITH CONNECTOR IN 517626. 10/BAG	EA
1433	590871	BOX VALVE, TEST STATION, CP TEST #178, 10-1/4 IN DIA. LID, 8-3/8 IN I.D. 16 IN H., ASTM A48 CL 25 CAST IRON, FOR OFF-ROAD USE ONLY	EA
1548	603126	EDI CONCENTRIC COUPON ASSEMBLY INCLUDING UCB-ZIN-LW025, 25 FT OF CABLE	ES
1549	603139	WIRE,ELECTRICAL, THHN, 1/C, #10 AWG, STRANDED, BLACK, INSULATED, CU, 500 FT SPOOL,WIRE	ROLL
1550	603140	WIRE,ELECTRICAL, THHN, 1/C, #10 AWG, STRANDED, RED, INSULATED, CU, 500 FT SPOOL, WIRE	ROLL
1551	603141	WIRE,ELECTRICAL, THHN, 1/C, #10 AWG, STRANDED, BLUE INSULATED, CU, 500 FT SPOOL, WIRE	ROLL
1565	603423	TAPE,WAX, 9 FT LG X 6 IN W X 70-90 MIL THK, 16 ROLLS/CS, ABOVE AND BELOW GROUND APPLICATIONS, TR-#2A WAX, ALUMINUM	ROLL
1573	603769	TRENTON-FILL POR PM-GP,140 FA, FOR FILLING VOIDS & IRREGULAR SPACES PRIOR TO WRAPPING W/WAX TAPE, 0F TO 110F APPLICATION TEMPERATURE, 6 BLOCKS/CASE,	CASE
1576	603894	BOX,CORROSION, 18 IN LG, 5 IN DP, CI, W/ 5 TERMINAL, HOOKS, NON-LOCKING LID, YELLOW, LID MARKED 'CP TEST' - CATHODIC PROTECTION, CP TEST BOX	EA
1845	513849	CABLE, INSULATED, CATHODIC PROTECTION, 1/C, #8 AWG, 600 V	EA
1846	584942	WIRE,ELECTRICAL, CATHODIC PROTECTION CABLE, #6, HMWPE INSULATED	EA
1847	583055	ENCAPSULATION KIT, 2 PART, RESIN EPOXY, MOLD BODY, THRU 1 KV, INSULATES AND MOISTURE SEALS WYE CONNECTIONS	EA

NOTES:

1. ALL TEST STATION BOXES SHOULD BE INSTALLED IN A SAFE LOCATION WHERE ONE INDIVIDUAL CAN SAFELY OPEN AND ACCESS THE TEST WIRES. ALL TEST WIRES INSIDE THE BOX SHOULD HAVE ENOUGH SLACK ON THE WIRES SO THEY CAN EXTEND A MINIMUM OF 12" ABOVE GRADE.
2. FOR TYPE A TEST STATIONS, THE TWO WIRES SHOULD BE THERMITE WELDED TO THE COATED STEEL MAIN AND BE THE SAME COLOR. (COUPONS COULD BE ADDED TO THE TEST STATION TYPE).
3. FOR TYPE B TEST STATIONS, EACH OF THE FOUR WIRES SHOULD BE A DIFFERENT COLOR AND DOCUMENTED
4. FOR TYPE C TEST STATIONS, THE WIRES SHOULD BE THE SAME COLOR ON EACH SIDE OF THE INSULATED COUPLING. (ANODES AND/OR COUPONS COULD BE ADDED TO THIS TEST STATION TYPE).
5. FOR TYPE D TEST STATIONS WHICH ARE AT A CASING, WHITE WIRES ARE NORMALLY INSTALLED ON THE STEEL CASING AND BLACK WIRES ARE INSTALLED ON THE CARRIER PIPE. (ANODES AND/OR COUPONS COULD BE ADDED TO THIS TEST STATION TYPE).
6. FOR TYPE M TEST STATIONS, THE TWO WIRES THERMITE WELDED TO THE CARRIER PIPE SHOULD BE THE SAME COLOR WIRE. THERE IS ALSO MAGNESIUM ANODE(S) WIRE(S) LOCATED INSIDE THE TEST STATION BOX.THE WIRE COLOR (TYPICALLY ORANGE) FOR THE ANODES. IF THE ANODE WIRES ARE SPLICED TO A COMMON ANODE HEADER CABLE, THE ANODE HEADER CABLE SHOULD BE A (WHITE OR RED) DIFFERENT COLOR WIRE THAN THE WIRE THAT WAS THERMITE WELDED TO THE CARRIER PIPE. AT A TYPE M TEST STATION, NO MAGNESIUM ANODES SHOULD BE DIRECTLY THERMITE WELDED TO THE CARRIER PIPE OR IN CONTACT WITH THE CARRIER PIPE. THE ANODE HEADER WIRE OR INDIVIDUAL ANODE WIRES SHOULD TERMINATE INSIDE THE TEST STATION BOX. ANODES SHOULD BE SPACED A MINIMUM OF 5' ON CENTER FROM EACH OTHER AND A MINIMUM OF 12" AWAY AND BELOW THE BOTTOM OF THE STEEL MAIN.
7. IF COUPONS ARE TO BE INSTALLED , FIRST REMOVE THE PROTECTIVE LABEL COVERING THE STEEL COUPON AND THE RED STICKERS COVERING EACH SENSING PORT. CLEAN THE ENTIRE STEEL COUPON SURFACE WITH ALCOHOL TO REMOVE THE CORROSION INHIBITOR .PLACE THE COUPON ASSEMBLY APPROXIMATELY 12" FROM THE GAS MAIN BEING MONITORED WITH THE SENSING PORTS FACING THE GAS MAIN. THE COUPON ASSEMBLY SHOULD BE LOCATED ADJACENT TO THE BOTTOM PORTION OF THE GAS MAIN, ANYWHERE BETWEEN 3 O'CLOCK AND 9 O'CLOCK. THE SOIL BETWEEN THE COUPON AND THE MAIN SHOULD BE WELL COMPACTED AND CONTAIN NO ROCKS LARGER THAN A CENTIMETER IN DIAMETER OR FOREIGN MATERIAL.
8. ONE (1) 3# ANODE (MINIMUM) SHALL BE INSTALLED TO PROTECT THE CLAMPS ON EACH 10-FOOT SPAN OF PIPE. EACH 10-FOOT SPAN OF PIPE MUST BE A CONTINUOUS SECTION OF STEEL. CLAMPS ON NON-CONTINUOUS SECTIONS OF STEEL EVEN IF THEY ARE WITHIN 10 FEET OF EACH CANNOT BE PROTECTED BY THE SAME ANODE.
9. REFER TO CONSTRUCTION STANDARD CS-500 SECTION IV.G WHICH PROVIDES GENERAL GUIDANCE REGARDING “WRAPPING” FOR CORROSION PROTECTION. CS-500 SECTION IV.G.5. DESCRIBES THE BASIC STEPS REQUIRED TO WRAP LEAK REPAIR CLAMPS.

NOTE: WHEN MULTIPLE WIRES FROM DIFFERENT PIPE SECTIONS ARE IN THE SAME TEST STATION, THE WIRES FROM THE SAME PIPE SECTION AND ASSOCIATED ANODE WILL BE TAPED TOGETHER INSIDE THE TEST STATION.

No.	Description	Date	Dw/Ck/Ap
6	ADDED DETAIL CP18 FOR TYPE P TEST STATION	07/03/24	WBH/KJK/MJL
5	REVISED BOM ITEMS TO MATCH STANDARD BOM REV. 10	02/21/24	WBH/KJK/MJL
4	REVISED BOM ITEMS TO MATCH STANDARD BOM REV. 9	11/17/23	WBH/KJK/MJL
3	REVISED BOM ITEMS TO MATCH STANDARD BOM REV. 8	03/13/23	WBH/KJK/MJL
2	ADDED DETAILS CP10,16A & 17A AND REVISED OTHER DETAILS	02/08/23	WBH/KJK/MJL
1	ADDED DETAILS CP12 & CP13, NOTES AND REVISED BOM	02/02/21	WBH/KJK/MJL

Revision/Status

EVERSOURCE ENERGY

STANDARD CS-500 CORROSION DETAILS
STREET ADDRESS, TOWN/CITY
DETAILS, NOTES AND BILL OF MATERIALS

FIELD VERIFY DIMENSIONS PRIOR TO PIPE FABRICATION

SCALE: 1/2" = 1'-0" SHEET 2 OF 3

Drawn by / Date	Checked by / Date	Sheet Number	Rev. No.
WBH 10/05/20	KJK 10/19/20	MA-COR-STD-001-02	6
Approved by / Date: MJL 10/19/20	BELLE ST SPRINGFIELD FPO DRAWING.dwg		

\\nu.com\data\SharedData\GasProjectEngineering\EGMA\Springfield\...\25EG093\Drawings\

Oct 30, 2025 - 11:27am

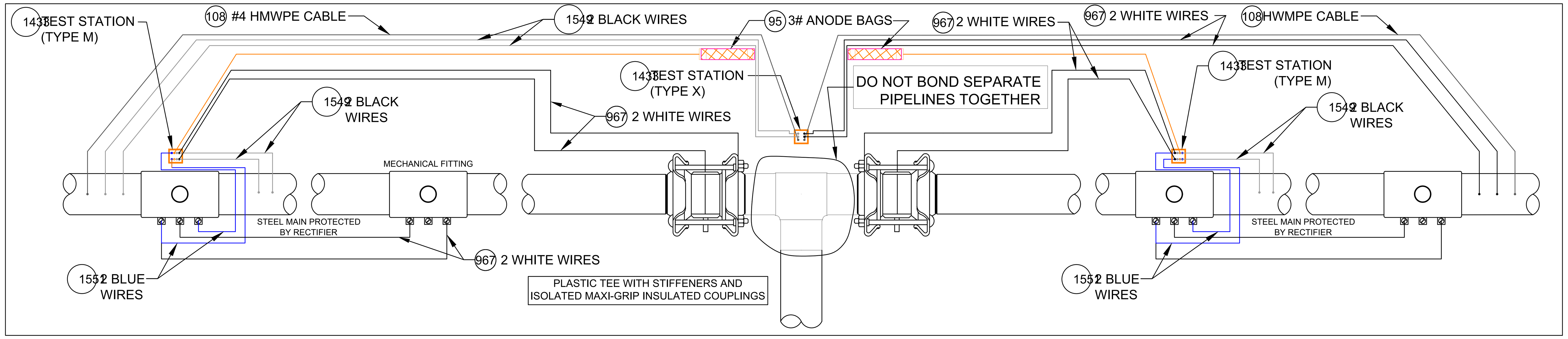

ANODE INSTALLATION FOR MULTIPLE MECHANICAL FITTINGS
INSTALLED ON NON-ELECTRICALLY CONTINUOUS SECTIONS OF COATED STEEL PIPING

DETAIL CP17
SCALE: 1/2" = 1'-0"

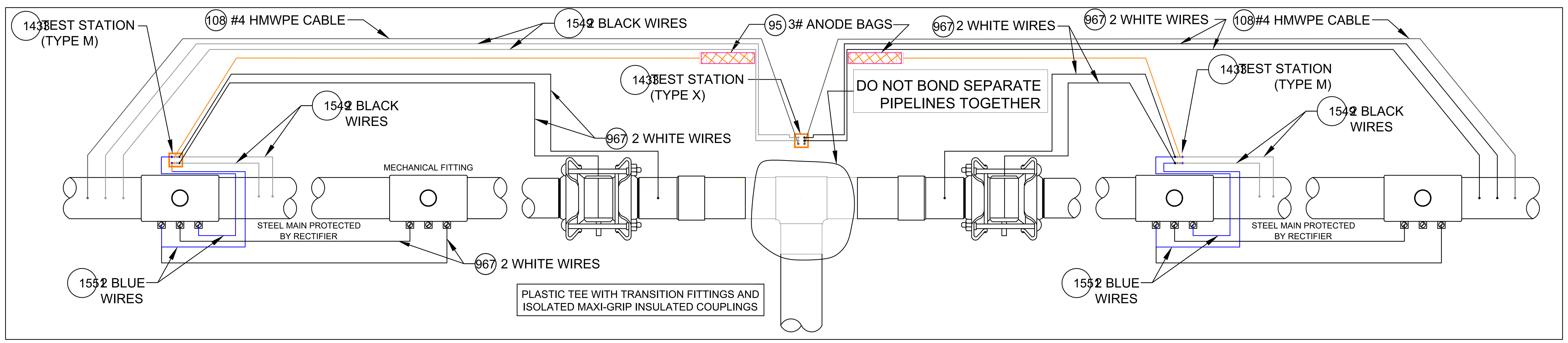

ANODE INSTALLATION FOR MULTIPLE MECHANICAL FITTINGS
INSTALLED ON NON-ELECTRICALLY CONTINUOUS SECTIONS OF COATED STEEL PIPING

DETAIL CP17A
SCALE: 1/2" = 1'-0"

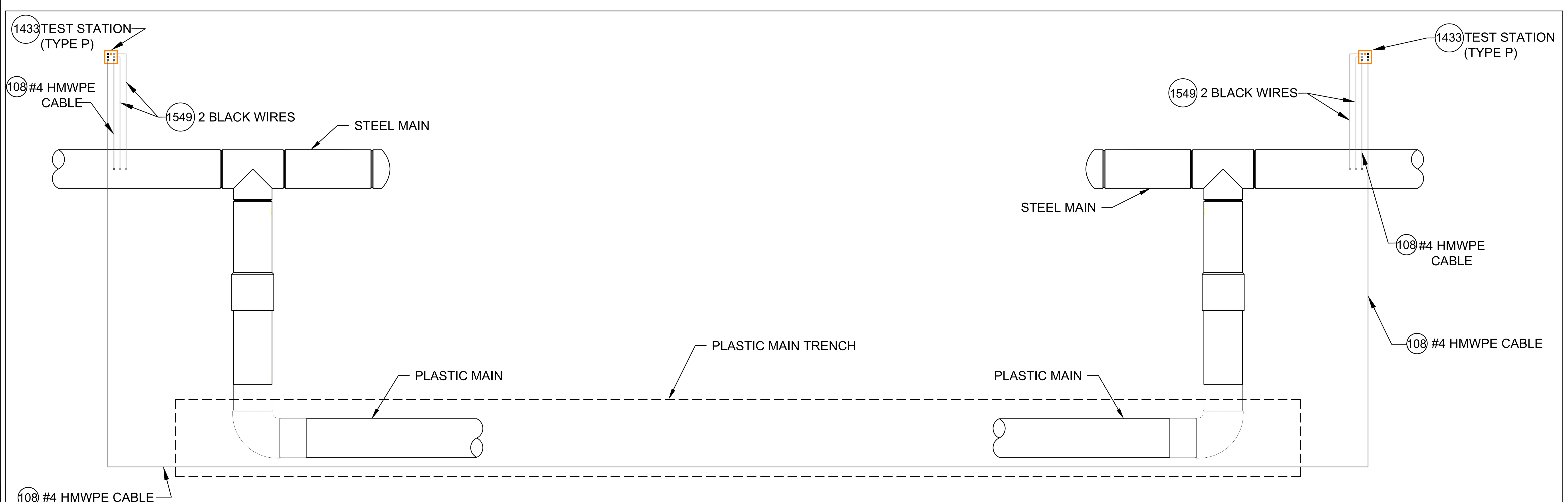

TYPE P TEST STATION
DETAIL CP18
SCALE: 1/2" = 1'-0"

CATHODIC PROTECTION BILL OF MATERIALS MASTER BOM

Item	Maximo No.	Description	Units
25	500804	WELDER,THERMITE, THERMITE, FOR GAS PIPE, #12 CABLE,HORIZONTAL STEEL PIPE 4 IN AND LARGER DIAMETER	EA
26	500805	WELDER,THERMITE, THERMITE, FOR GAS PIPE, #12 CABLE, HORIZONTAL STEEL PIPE 3/4 - 3-1/2 IN DIAMETER	EA
69	503673	TAPE,WAX, 9 FT LG X 4 IN W, 24 ROLLS/CS, ABOVE AND BELOW GROUND APPLICATIONS, TR-#2A WAX, ALUMINUM	ROLL
95	505818	ANODE,BAG, 2.5 X 2.5 X 4.5 IN, 10 FT LG, 3 LB, MAGNESIUM	EA
101	508567	POWDER, CARTRIDGE, TYPE IS F-33, ALLOY , CAP COLOR CLEAR, 15 GM CHARGE, 20/PAC, FOR STEEL PIPE	BOX
102	508572	PRIMER, 4 GAL/CASE, BROWN, FOR WAX TAPE, APPLICATION TEMP 0 TO 230 F, TEMCOAT 3000	EA
108	513850	CABLE, INSULATED, CATHODIC PROTECTION, 1/C, #4 AWG, 7 STR, 600 V, BLACK, HMWPE, CU, 1000 FT ROLLS	FT
116	517626	CONNECTOR, SPLIT BOLT, 12 SOLID - 10 STRANDED, CU TO CU, HOUSING (COVER) MATE IN 590389,	EA
657	559168	SLEEVE,ELECTRICAL, #14 TO 10 AWG, W/ THERMITE WELDER, FOR CATHODIC PROTECTION	EA
874	577776	ANODE,BAG, 17 LB NET, HIGH POTENTIAL MAGNESIUM, W/ 10 FT #10 AWG TW ORANGE LEAD WIRE, PACKED IN CARDBOARD BOX 42 LB TOTAL WEIGHT	EA
967	578415	WIRE,ELECTRICAL, THHN, 1/C, #10 AWG, STRANDED, WHITE, INSULATED, CU, 500 FT SPOOL, WIRE	ROLL
1219	584045	EDI CONCENTRIC COUPON ASSEMBLY INCLUDING UCB-ZIN-LW010, 10 FT OF CABLE	ES
1418	590389	HOUSING, 50 V MAX, 10 AWG MAX, FOR PROTECTING TRACER WIRE SPLICES, USED WITH CONNECTOR IN 517626. 10/BAG	EA
1433	590871	BOX VALVE, TEST STATION, CP TEST #178, 10-1/4 IN DIA. LID, 8-3/8 IN I.D. 16 IN H., ASTM A48 CL 25 CAST IRON, FOR OFF-ROAD USE ONLY	EA
1548	603126	EDI CONCENTRIC COUPON ASSEMBLY INCLUDING UCB-ZIN-LW025, 25 FT OF CABLE	ES
1549	603139	WIRE,ELECTRICAL, THHN, 1/C, #10 AWG, STRANDED, BLACK, INSULATED, CU, 500 FT SPOOL,WIRE	ROLL
1550	603140	WIRE,ELECTRICAL, THHN, 1/C, #10 AWG, STRANDED, RED, INSULATED, CU, 500 FT SPOOL, WIRE	ROLL
1551	603141	WIRE,ELECTRICAL, THHN, 1/C, #10 AWG, STRANDED, BLUE INSULATED, CU, 500 FT SPOOL, WIRE	ROLL
1565	603423	TAPE,WAX, 9 FT LG X 6 IN W X 70-90 MIL THK, 16 ROLLS/CS, ABOVE AND BELOW GROUND APPLICATIONS, TR-#2A WAX, ALUMINUM	ROLL
1573	603769	TRENTON-FILL POR PM-GP,140 FA, FOR FILLING VOIDS & IRREGULAR SPACES PRIOR TO WRAPPING W/WAX TAPE, 0F TO 110F APPLICATION TEMPERATURE, 6 BLOCKS/CASE,	CASE
1576	603894	BOX,CORROSION, 18 IN LG, 5 IN DP, CI, W/ 5 TERMINAL, HOOKS, NON-LOCKING LID, YELLOW, LID MARKED 'CP TEST' - CATHODIC PROTECTION, CP TEST BOX	EA
1845	513849	CABLE, INSULATED, CATHODIC PROTECTION, 1/C, #8 AWG, 600 V	EA
1846	584942	WIRE,ELECTRICAL, CATHODIC PROTECTION CABLE, #6, HMWPE INSULATED	EA
1847	583055	ENCAPSULATION KIT, 2 PART, RESIN EPOXY, MOLD BODY, THRU 1 KV, INSULATES AND MOISTURE SEALS WYE CONNECTIONS	EA

NOTES:

1. ALL TEST STATION BOXES SHOULD BE INSTALLED IN A SAFE LOCATION WHERE ONE INDIVIDUAL CAN SAFELY OPEN AND ACCESS THE TEST WIRES. ALL TEST WIRES INSIDE THE BOX SHOULD HAVE ENOUGH SLACK ON THE WIRES SO THEY CAN EXTEND A MINIMUM OF 12" ABOVE GRADE.
2. FOR TYPE A TEST STATIONS, THE TWO WIRES SHOULD BE THERMITE WELDED TO THE COATED STEEL MAIN AND BE THE SAME COLOR. (COUPONS COULD BE ADDED TO THE TEST STATION TYPE).
3. FOR TYPE B TEST STATIONS, EACH OF THE FOUR WIRES SHOULD BE A DIFFERENT COLOR AND DOCUMENTED
4. FOR TYPE C TEST STATIONS, THE WIRES SHOULD BE THE SAME COLOR ON EACH SIDE OF THE INSULATED COUPLING. (ANODES AND/OR COUPONS COULD BE ADDED TO THIS TEST STATION TYPE).
5. FOR TYPE D TEST STATIONS WHICH ARE AT A CASING, WHITE WIRES ARE NORMALLY INSTALLED ON THE STEEL CASING AND BLACK WIRES ARE INSTALLED ON THE CARRIER PIPE. (ANODES AND/OR COUPONS COULD BE ADDED TO THIS TEST STATION TYPE).
6. FOR TYPE M TEST STATIONS, THE TWO WIRES THERMITE WELDED TO THE CARRIER PIPE SHOULD BE THE SAME COLOR WIRE. THERE IS ALSO MAGNESIUM ANODE(S) WIRE(S) LOCATED INSIDE THE TEST STATION BOX.THE WIRE COLOR (TYPICALLY ORANGE) FOR THE ANODES. IF THE ANODE WIRES ARE SPLICED TO A COMMON ANODE HEADER CABLE, THE ANODE HEADER CABLE SHOULD BE A (WHITE OR RED) DIFFERENT COLOR WIRE THAN THE WIRE THAT WAS THERMITE WELDED TO THE CARRIER PIPE. AT A TYPE M TEST STATION, NO MAGNESIUM ANODES SHOULD BE DIRECTLY THERMITE WELDED TO THE CARRIER PIPE OR IN CONTACT WITH THE CARRIER PIPE. THE ANODE HEADER WIRE OR INDIVIDUAL ANODE WIRES SHOULD TERMINATE INSIDE THE TEST STATION BOX. ANODES SHOULD BE SPACED A MINIMUM OF 5' ON CENTER FROM EACH OTHER AND A MINIMUM OF 12" AWAY AND BELOW THE BOTTOM OF THE STEEL MAIN.
7. IF COUPONS ARE TO BE INSTALLED , FIRST REMOVE THE PROTECTIVE LABEL COVERING THE STEEL COUPON AND THE RED STICKERS COVERING EACH SENSING PORT. CLEAN THE ENTIRE STEEL COUPON SURFACE WITH ALCOHOL TO REMOVE THE CORROSION INHIBITOR .PLACE THE COUPON ASSEMBLY APPROXIMATELY 12" FROM THE GAS MAIN BEING MONITORED WITH THE SENSING PORTS FACING THE GAS MAIN. THE COUPON ASSEMBLY SHOULD BE LOCATED ADJACENT TO THE BOTTOM PORTION OF THE GAS MAIN, ANYWHERE BETWEEN 3 O'CLOCK AND 9 O'CLOCK. THE SOIL BETWEEN THE COUPON AND THE MAIN SHOULD BE WELL COMPACTED AND CONTAIN NO ROCKS LARGER THAN A CENTIMETER IN DIAMETER OR FOREIGN MATERIAL.
8. ONE (1) 3# ANODE (MINIMUM) SHALL BE INSTALLED TO PROTECT THE CLAMPS ON EACH 10-FOOT SPAN OF PIPE. EACH 10-FOOT SPAN OF PIPE MUST BE A CONTINUOUS SECTION OF STEEL. CLAMPS ON NON-CONTINUOUS SECTIONS OF STEEL EVEN IF THEY ARE WITHIN 10 FEET OF EACH CANNOT BE PROTECTED BY THE SAME ANODE.
9. REFER TO CONSTRUCTION STANDARD CS-500 SECTION IV.G WHICH PROVIDES GENERAL GUIDANCE REGARDING “WRAPPING” FOR CORROSION PROTECTION. CS-500 SECTION IV.G.5. DESCRIBES THE BASIC STEPS REQUIRED TO WRAP LEAK REPAIR CLAMPS.

NOTE: WHEN MULTIPLE WIRES FROM DIFFERENT PIPE SECTIONS ARE IN THE SAME TEST STATION, THE WIRES FROM THE SAME PIPE SECTION AND ASSOCIATED ANODE WILL BE TAPED TOGETHER INSIDE THE TEST STATION.

No.	Description	Date	Dw/Ck/Ap
6	ADDED DETAIL CP18 FOR TYPE P TEST STATION	07/03/24	WBH/KJK/MJL
5	REVISED BOM ITEMS TO MATCH STANDARD BOM REV. 10	02/21/24	WBH/KJK/MJL
4	REVISED BOM ITEMS TO MATCH STANDARD BOM REV. 9	11/17/23	WBH/KJK/MJL
3	REVISED BOM ITEMS TO MATCH STANDARD BOM REV. 8	03/13/23	WBH/KJK/MJL
2	ADDED DETAILS CP10,16A & 17A AND REVISED OTHER DETAILS	02/08/23	WBH/KJK/MJL
1	ADDED DETAILS CP12 & CP13, NOTES AND REVISED BOM	02/02/21	WBH/KJK/MJL

Revision/Status

EVERSOURCE ENERGY

STANDARD CS-500 CORROSION DETAILS
STREET ADDRESS, TOWN/CITY
DETAILS, NOTES AND BILL OF MATERIALS

SCALE: 1/2" = 1'-0" SHEET 3 OF 3

FIELD VERIFY DIMENSIONS PRIOR TO PIPE FABRICATION

Drawn by / Date	Checked by / Date	Sheet Number	Rev. No.
WBH 10/05/20	KJK 10/19/20	MA-COR-STD-001-03	6
Approved by / Date MJL 10/19/20	BELLE ST SPRINGFIELD FPO DRAWING.dwg		

\\nu.com\data\SharedData\GasProjectEngineering\EGMA\...\Drawings\
Oct 30, 2025 - 11:27am

BELLE ST SPRINGFIELD FPO DRAWING.dwg

\\nu.com\data\SharedData\GasProjectEngineering\EGMA\Springfield\2026\Springfield, Belle St - GSEP, 25EG093\Drawings\

No.	Description	Date	Dw/Ck
0	DRAWING CREATED	10/3/25	SB / RPB

Revision/Status

EVERSOURCE ENERGY

BELLE ST - GSEP CONTINGENCY, SPRINGFIELD, MASSACHUSETTS

PROJECT # 25EG093 / WORK ORDER # 19204626

PLAN

SCALE: NTS

SHEET XX OF 34

Drawn by / Date	Checked by / Date	Drawing Number	Rev. No.
SB 10/3/25	RPB 10/3/25	MA-SPR-PIP-25-035-XX	0

FOR PERMIT ONLY

PE STAMP AND SIGNATURE

EVERSOURCE ENERGY

FIELD VERIFY DIMENSIONS PRIOR TO PIPE FABRICATION

Oct 30, 2025 - 11:27am

ORDER FOR THE LOCATION OF UNDERGROUND CONDUIT

WHEREAS, the Board of Public Works, to which was referred the petition of Eversource-Gas to install underground gas facilities in a section of Pine Point Neighborhood in Springfield, to install medium-pressure and retire low-pressure cast iron gas infrastructure.

WHEREAS*,* said petition, Denwall Drive was referred to the Board of Public Works on November 20, 2025; and

WHEREAS, On December 24, 2025, a Notice of a Public Hearing on Denwall Drive to be held on January 13, 2026, was sent by mail, to all property owners abutting an affected road, various Departments, Utility Companies, etc before the day of the hearing and posted on two public bulletin board a copy of which is attached a hearing of the Board of Public Works was held as scheduled on-site with the petitioner and interested parties.

WHEREAS, on January 13, 2026, the Board of Public Works reported thereon that, after careful consideration of the petition of Eversource Gas to install approximately 3,500 feet of 2" plastic underground gas facilities within a section of Pine Point Neighborhood at Denwall Drive, Fairlawn Drive, and Creswell Drive to replace low-pressure cast-iron gas infrastructure.; all substantially shown on a plan attached with the project name:

Denwall Drive

Consisting of sixteen (16) sheets, which plan is incorporated herein by reference and is on file in the office of the Engineering Division of the Department of Public Works, Springfield, Massachusetts.

WHEREAS, the petition on Denwall Drive came before the City Council for a Public Hearing on this date,

NOW, THEREFORE, BE IT ORDERED:

1. That due care for public safety is exercised during construction, including but not limited to the use of a police officer(s) for traffic control if necessary.

2. That said, construction would not unnecessarily interfere with the movement of vehicular or pedestrian traffic in the area.

3. That care be taken during said construction not to damage any underground services.

4. That the construction site be returned to the same condition as found or better.

5. Said company shall indemnify and save harmless against all damages, costs, and expenses whatsoever to which the City may be subjected in consequence of the acts or neglect of said Company, its agents or servants, or in any manner arising from the rights and privileges granted it by the City.

6. In addition, said company shall, before a public way is disturbed for the laying of its wire or conduit, execute its bond in the penal sum of Ten Thousand Dollars ($10,000) conditioned for the faithful performance of its duties under this permit.

7. Said company shall comply with the requirements of existing Ordinances and orders and comply with any changes in Ordinances and orders as may hereafter be adopted by the Mayor and Council governing the construction and maintenance of buried cable, conduits, and wires.

8. Any sidewalks that are damaged or removed will be replaced in kind and in accordance with the City of Springfield's Standard Specifications.

9. Ramps for the handicapped will be provided if and where required by law and in conformance with the Rules and Regulations of the Massachusetts Architectural Barrier Board.

10. Any curbing that is disturbed during construction will be reset to the established street grade using proper construction procedures.

11. That all proposed silo, manhole, and hex-hole covers will conform to and be compatible with an established street, tree belt, or sidewalk grades with suitable non-skid covers when in the sidewalk area.

12. The Springfield Water and Sewer Commission be notified before construction begins. All installations of adjacent utilities must be a minimum of 4 feet from the existing water and/or sewer main, edge to edge of the pipe.

13. That asphalt trench restoration be done in accordance with the City of Springfield DPW requirements.

14. That all conditions outlined in the respective order are complied with.

CITY OF SPRINGFIELD, MASSACHUSETTS

January 13, 2026

TO THE MAYOR AND CITY COUNCIL OF THE CITY OF SPRINGFIELD:

The Board of Public Works, to which was referred the petition of the Eversource-Gas of Massachusetts, dated November 20, 2025, to install approximately 3,500 feet of 2" plastic underground gas facilities within a section of Pine Point Neighborhood at Denwall Drive, Fairlawn Drive, and Creswell Drive to replace low-pressure cast-iron gas infrastructure. The Denwall Drive plan is incorporated herein by reference, and to lay and maintain underground gas main pipes for improvements of the system, reports thereon as follows:

By virtue of Chapter 708 of the Acts of 1977, the Board of Public Works held the hearing on the above matter provided for in Section 22 of Chapter 166 of the General Laws. The hearing was held on January 13, 2026, at 3:30 P.M. at the corner of Fairlawn Street and Denwall Dr. in Springfield, MA, after due notice from the office of the City Clerk. Two (2) members of the Board and one (1) person interested in the matter were present. Of the latter, one (1) voted in favor, and no one (0) voted against.

The Board finds the request necessary so that the utility company can upgrade existing underground facilities to improve the quality of service in this area.

After careful consideration, the Board recommends the petition be granted, provided:

That due care for public safety is exercised during construction, including but not limited to the use of a police officer(s) for traffic control if necessary.

That said, construction would not unnecessarily interfere with the movement of vehicular or pedestrian traffic in the area.

That care be taken during said construction not to damage any underground services.

That the construction site be returned to the same condition as found or better.

Said company shall indemnify and save harmless against all damages, costs, and expenses whatsoever to which the City may be subjected in consequence of the acts or neglect of said Company, its agents or servants, or in any manner arising from the rights and privileges granted it by the City.

In addition, said company shall, before a public way is disturbed for the laying of its wire or conduit, execute its bond in the penal sum of Ten Thousand Dollars ($10,000) conditioned for the faithful performance of its duties under this permit.

Said company shall comply with the requirements of existing Ordinances and orders and comply with any changes in Ordinances and orders as may hereafter be adopted by the Mayor and Council governing the construction and maintenance of buried cable, conduits, and wires.

Any sidewalks that are damaged or removed will be replaced in kind and in accordance with the City of Springfield's Standard Specifications.

Ramps for the handicapped will be provided if and where required by law and in conformance with the Rules and Regulations of the Massachusetts Architectural Barrier Board.

Any curbing that is disturbed during construction will be reset to the established street grade using proper construction procedures.

That due care be exercised not to unnecessarily damage any public shade trees located within the construction area.

The Springfield Water and Sewer Commission should be notified before construction begins. All installations of adjacent utilities must be a minimum of 4 feet from the existing water and/or sewer main, edge to edge of the pipe.

That all conditions outlined in the respective order are complied with.

John J. Fitzgerald)
) BOARD OF PUBLIC WORKS
)

TABLE OF CONTENTS

SHEET #	TITLE
01 OF 16	COVER SHEET
02 OF 16	NOTES
03 OF 16	LEGEND
04 OF 16	PROJECT LOCATION PLAN
05 OF 16	PROJECT LOCATION PLAN
06 OF 16	PROJECT LOCATION PLAN
07 OF 16	MA PREPARATORY AND FINAL TIE-IN DETAILS
08 OF 16	MA PREPARATORY AND FINAL TIE-IN DETAILS
09 OF 16	MA PREPARATORY AND FINAL TIE-IN DETAILS
10 OF 16	MA PREPARATORY AND FINAL TIE-IN DETAILS
11 OF 16	MA PREPARATORY AND FINAL TIE-IN DETAILS
12 OF 16	MA PREPARATORY AND FINAL TIE-IN DETAILS
13 OF 16	MA CORROSION DETAILS (1 OF 3)
14 OF 16	MA CORROSION DETAILS (2 OF 3)
15 OF 16	MA CORROSION DETAILS (3 OF 3)
16 OF 16	BLANK GRIDDED SHEET

EVERSOURCE ENERGY

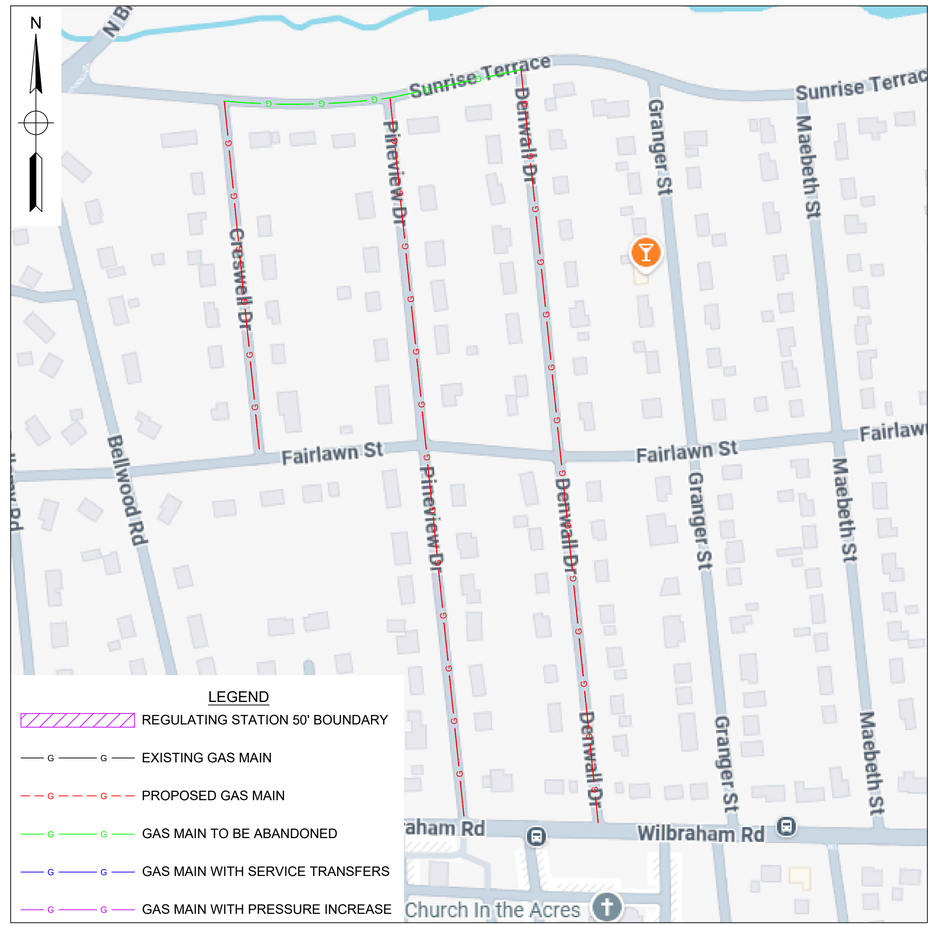

WORK SCOPE

PROJECT SUMMARY TABLE
INSTALLATION INFORMATION

Work Type	LENGTH (FT)	SIZE (IN)	MAOP	MATERIAL
INSTALL	3,525'	2"	60 PSIG	HDPE
			INSTALLATION TOTAL	3,525'
			UPRATE/RETEST TOTAL	0'

PROJECT SUMMARY TABLE
ABANDONMENT INFORMATION

LENGTH (FT)	SIZE (IN)	MAOP	ABANDONMENT CLASS
3,917'	6"	14" WC	Unprotected CS (GSEP)
		GSEP ABANDONMENT SUBTOTAL	3,917'
		NON-GSEP ABANDONMENT SUBTOTAL	0'
		ABANDONMENT TOTAL	3,917'

ISSUED FOR REVIEW

TRC
215 GREENFIELD PKY | Suite 102 | LIVERPOOL, NY 13088

811
Know what's below.
Call before you dig.

FIELD VERIFY DIMENSIONS PRIOR TO PIPE FABRICATION

DENWALL DR, SPRINGFIELD, MA
PROJECT #26EG098
WORK ORDER #23340665

No.	Description	Date	Dw/Ck
A	ISSUED FOR REVIEW	11/18/25	AWF/KMQ

Revision/Status

EVERSOURCE ENERGY

DENWALL DR, SPRINGFIELD, MA
PROJECT # 26EG098 / WORK ORDER # 23340665
COVER SHEET

SCALE: 1"=40' ON 22"X34" SHEET 01 OF 16

Drawn by / Date	Checked by / Date	Drawing Number	Rev. No.
AWF / 11/11/25	KMQ / 11/18/25	26-MA-SPR-00350-DR-01	A

Denwall Dr - Pro Drawing Rev0.dwg
EGMA DRAWING TEMPLATE - 02-28-2023
C:\users\kquinton\projectwise\fsl\d0501186\
Nov 18, 2025 - 2:53pm

GENERAL NOTES:

A. IF ANY OF THE FOLLOWING OCCUR A DRAWING REVISION IS REQUIRED AND MUST BE APPROVED AND/OR STAMPED BY THE ENGINEER OF RECORD. CHANGES CAN BE APPROVED AND/OR STAMPED BY A PROJECT ENGINEER, BUT THE ENGINEER OF RECORD MUST BE INFORMED.

1. IF THE TIE IN POINT MOVES TO A DIFFERENT SEGMENT OF PIPE THAN SHOWN.
2. IF A CHANGE IN THE LOCATION OF VALVES IS REQUIRED.
3. IF THERE IS ANY CHANGE TO WHAT IS SHOWN ON THE DRAWING WITHIN 50 FT OF A PRESSURE REGULATING STATION, DISTRICT REGULATOR, OR GATE STATION.
4. IF A CHANGE IN PIPE SIZE, MATERIAL, OR WALL THICKNESS IS REQUIRED.
5. ALTERNATE FITTINGS THAT ARE ACCEPTABLE FOR ANY TIE-IN DETAIL WILL BE CALLED OUT IN THE DRAWING. FITTING CHANGES NOT SHOWN AS ALTERNATIVES ON THE DRAWING WILL NEED TO FOLLOW THE DRAWING CHANGE PROCESS CONTAINED IN SECTION V.D.

A. CONSTRUCTION DRAWINGS, LOCATIONS OF EXISTING UTILITIES, UNDERGROUND STRUCTURES AND WORK LOCATIONS ARE BASED ON BEST AVAILABLE INFORMATION BUT HAVE NOT BEEN FIELD VERIFIED.

B. ALL WORK, MATERIAL AND CONSTRUCTION SHALL BE PERFORMED AND COMPLETED IN COMPLIANCE WITH ALL PERMITS AND APPROVALS PER EVERSOURCE, LOCAL, STATE, OSHA AND FEDERAL REGULATIONS AND STANDARDS.

C. ALL LIVE GAS WORK EXCEPT SERVICE SIZE TAPS, INCLUDING BUT NOT LIMITED TO TAPPING OF FITTINGS ON LIVE MAINS, STOPPING, MANIPULATING VALVE, ABANDONMENT, SHALL BE PERFORMED BY, OR AT THE DIRECTION AND UNDER THE DIRECT SUPERVISION OF EVERSOURCE GAS PERSONNEL AND IN ACCORDANCE WITH THE WRITTEN PROCEDURE. DRAWING CHANGES MAY ALSO REQUIRE A CHANGE TO THE PROCEDURE.

D. EXCAVATOR IS REQUIRED TO PROTECT EXISTING UTILITIES, STRUCTURES, LANDSCAPES FEATURES, SIGNAGE, CURBS, ETC. CARE SHOULD BE TAKEN NOT TO DISTURB OR DAMAGE SUCH ITEMS. ROADWAY, SIDEWALKS, AND GRASS DISTURBED SHALL BE RESTORED TO THE SATISFACTION OF THE CITY OR TOWN. PLANT BEDS WILL BE RELOCATED TO THEIR EXISTING REGULAR LOCATION.

E. ALL TRAFFIC CONTROL SHALL CONFORM TO THE LATEST EDITION OF THE MANUAL OF UNIFORM TRAFFIC CONTROL DEVICES (MUTCD), INCLUDING ALL REVISIONS AND ADDENDA. ALL TRAFFIC CONTROL DEVICES WILL BE SUPPLIED BY EXCAVATOR.

DRAWING NOTES:

A. THE BASIS OF BEARING FOR ALL DRAWING SHEETS IS AN APPROXIMATED NORTH AMERICAN HORIZONTAL DATUM OF 1983 (NAD83).

B. THE BASIS OF ANY ELEVATIONS INCLUDED ON ALL DRAWING SHEETS IS AN APPROXIMATED NORTH AMERICAN VERTICAL DATUM OF 1988 (NAVD88).

C. NORTH DIRECTION INCLUDED ON ALL DRAWING SHEETS DEPICTS "TRUE NORTH" IN THE NORTH AMERICAN HORIZONTAL DATUM OF 1983 (NAD83) AND IS APPROXIMATE ONLY.

D. PROPERTY LINE AND PUBLIC RIGHT-OF-WAY INFORMATION INCLUDED ON ALL DRAWING SHEETS IS TAKEN FROM MASSGIS AND IS APPROXIMATE ONLY.

E. UNDERGROUND AND OVERHEAD UTILITY INFORMATION INCLUDED ON ALL DRAWING SHEETS IS TAKEN FROM EVERSOURCE ENERGY GIS AND/OR RECORD INFORMATION SUPPLIED BY UTILITY PROVIDERS AND IS APPROXIMATE ONLY.

F. THE LOCATION OF ALL EXISTING UTILITIES INCLUDED ON ALL DRAWING SHEETS SHALL BE FIELD VERIFIED IT IS NOTED THAT ADDITIONAL UTILITY INFRASTRUCTURE MAY EXIST.

G. MASSACHUSETTS STATE LAW REQUIRES 72 HOURS ADVANCE NOTICE TO UTILITY COMPANIES BEFORE DIGGING BY ANYONE. CALL DIG SAFE: 811 .

DENWALL DR, SPRINGFIELD — **COMPLETE BOM**

REQUIRED BILL OF MATERIALS

Item Number	Maximo Part Number	Description	Quantity	Units
377	505818	ANODE,BAG, 2.5 X 2.5 X 4.5 IN, W/ 10 FT SOLID #12 AWG TW ORANGE LEAD WIRE, 3 LB NET, HIGH POTENTIAL MAGNESIUM, PACKED IN COTTON BAGS	6	EA
370	513679	CABLE, INSULATED, MDP, #12 AWG, 7 STR, YELLOW, POLYETHYLENE-30, SOFT DRAWN CU, 500 FT/RL, FOR USED AS PIPE LOCATOR	3525	FT
1701	541491	BOX,CORROSION, 18 IN LG, 5 IN DP, CI, W/ 5 TERMINAL, HOOKS, NON-LOCKING LID, NMS DROP TURN, YELLOW LID MARKED CP TEST & B&T BOX	6	EA
8	542572	CAP,PIPE, 2 IN IPS SDR 11, BUTT FUSION END, HDPE, P-4710	3	EA
231	543029	CLAMP,PIPE, REPAIR, 6 IN IPS, SS, W/2 IN TAP	10	EA
72	546256	FITTING, TRANSITION, 2 IN IPS CS X 2 IN IPS, PE4710, SDR 11, STEEL WELD X PLASTIC, BUTT WELD	3	EA
359	554877	PLUG,PIPE, SQUARE HEAD, SOLID, 1-1/4 IN, THREADED END, BLACK IRON, ANSI B1.20.1	2	EA
361	554878	PLUG,PIPE, SQUARE HEAD, SOLID, 2 IN, THREADED END, BLACK IRON, ANSI B1.20.1	10	EA
33	562087	VALVE,BALL, 2 IN IPS SDR 11, BUTT FUSION ENDS, FULL PORT, HDPE, PE-4710	6	EA
368	565814	TAPE,WARNING, MARKED BURIED GAS LINE, 4 MIL, 1000 FT ROLL, 6 IN W, YELLOW, ISSUE EACH ROLL AS 1, T-01-A00,	4	RL
379	577776	ANODE,BAG, 17 LB NET, HIGH POTENTIAL MAGNESIUM, W/ 10 FT #10 AWG TW ORANGE LEAD WIRE, PACKED IN CARDBOARD BOX 42 LB TOTAL WEIGHT	2	EA
1727	577813	BOX VALVE, CURB, W/ 4-1/4 IN SQ NON-LOCKING LID, FOR 2 IN VALVES, PAVEMENT RISER RING IN 583489, 20/BOX	6	EA
229	578003	FITTING,CLAMP, FULL SEAL REPAIR, 6 X 9 X 1-1/4 IN, FOR STEEL PIPE	2	EA
246	578185	FITTING,COUPLING, VENTED, INSULATED, 6 IN, W/ END CAP, FOR STEEL PIPE, EZB6VIUMG	4	EA
1732	583182	FITTING,CAP, METFIT, 1 IN IPS X 0.119 IN THK WALL SDR 11, ASTM F1924 , FOR CAPPING PE GAS DISTRIBUTION PIPE AND TUBING	3	EA
3	592668	PIPE, 2 IN IPS SDR 11, 250 FT LG COIL, HDPE PE4710, BLACK, ASTM D2513, 102 PSIG, W/ YELLOW STRIPES, REPLACING ITEMS 554007 AND 554025	3525	FT
1639	604753	TEE,PIPE, NON-BLOWING, 2 X 1 IN IPS SDR 11, POLYETHYLENE, PE3408, ELECTROFUSION X 18 IN LONG PLAIN END PUP PIECE	3	EA
1845	604759	FITTING,COUPLING, METFIT, 1 IN IPS SDR 11	3	EA
296	610060	TEE, NON-BLOWING, FOR VALVE, 2 IN TEE OUTLET X 2 IN MAIN, WELDED, 250 PSIG, W/ CI CAP, CMA 44788502	3	EA
488	610264	NIPPLE,PIPE, NON-BLOWING, DRILL, 1-1/4 IN X 3 IN, WELDED, 1440 PSIG, CMA 2485855	3	EA

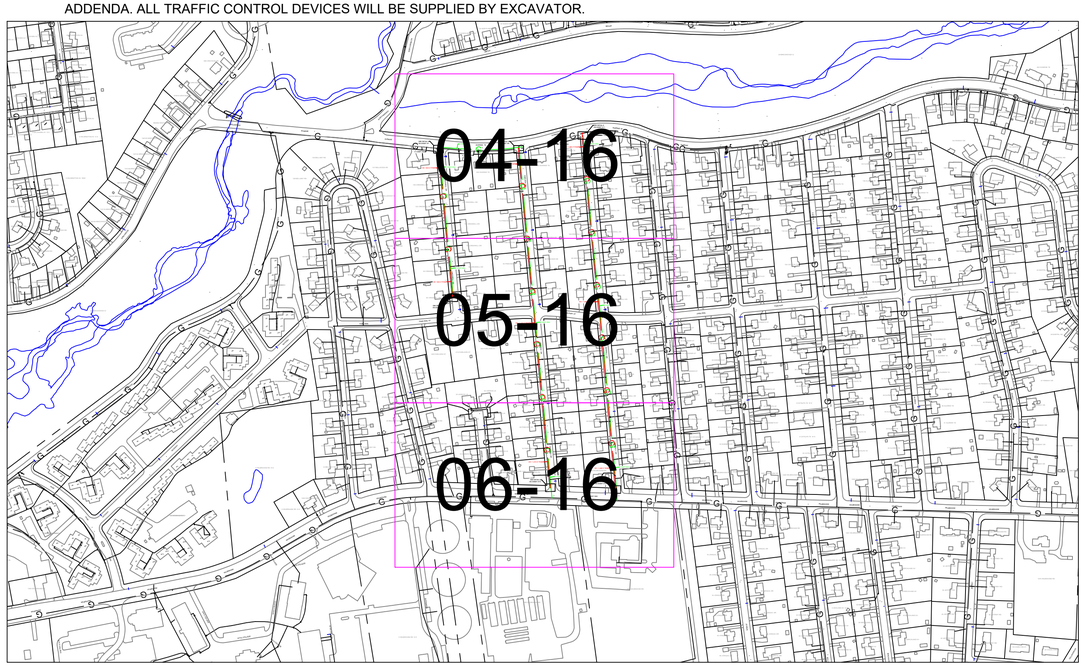

OVERVIEW KEY MAP
NOT TO SCALE

ISSUED FOR REVIEW

TRC
215 GREENFIELD PKY | Suite 102 | LIVERPOOL, NY 13088

811
Know what's below.
Call before you dig.

FIELD VERIFY DIMENSIONS PRIOR TO PIPE FABRICATION

No.	Description	Date	Dw/Ck
A	ISSUED FOR REVIEW	11/18/25	AWF/KMQ

Revision/Status

EVERSOURCE ENERGY

DENWALL DR, SPRINGFIELD, MA

PROJECT # 26EG098 / WORK ORDER # 23340665

NOTES

SCALE: 1"=40' ON 22"X34" — SHEET 02 OF 16

Drawn by / Date	Checked by / Date	Drawing Number	Rev. No.
AWF 11/11/25	KMQ 11/18/25	26-MA-SPR-00350-DR-02	A

Denwall Dr - Pro Drawing Rev0.dwg

EGMA DRAWING TEMPLATE - 02-28-2023

C:\users\kquinton\projectwise\fsl\d0501186\

Nov 18, 2025 - 2:53pm

DRAWING LEGEND

Gas Main Symbology

REGULATING STATION 50' BOUNDARY	
EXISTING GAS MAIN	G G
PROPOSED GAS MAIN	G G
GAS MAIN TO BE ABANDONED	G G
GAS MAIN WITH SERVICE TRANSFERS	G G
GAS MAIN WITH PRESSURE INCREASE	G G
RIGHT-OF-WAY	
ELECTRIC	E E
WATER LINE	W W
SEWER LINE	S S
TELEPHONE	T T
DRAIN LINE	D D
FENCE LINE	X X X X X X

Gas Main Material/Pressure Label References

MATERIAL CODES

CS*	Coated Steel Gas Main
CI*	Cast Iron Gas Main
BS*	Bare Steel Gas Main
WI*	Wrought Iron Gas Main
PH*	High Density Polyethylene Gas Main
PM*	Medium Density Polyethylene Gas Main

PRESSURE CODES

*LP	Low Pressure (<0.5 PSIG or 14" W.C.)
*IP	Intermediate Pressure (>2 PSIG ≤ 10 PSIG)
*MP	Medium Pressure (>10 PSIG ≤ 60 PSIG)
*HP	High Pressure (>60 PSIG)

MISCELLANEOUS CODES

*-SER	Service
*-R	Riser
(TC)	Transmission Class

Gas Main Installation Method Label References

AT	Attached
BH	Bridge Hanger
BLGH	Building Hanger
DB	Directional Bore
IS	Inserted
OC	Open Cut
PB	Pneumatic Bore
PL	Plowed
RT	Roof Top
(E)	Existing
(P)	Proposed

Gas Facility Symbology

x"GV	Gas Valve
x"PV	Critical Gas Valve (Gate - GV, Plug - PV, PE Ball - BP, ST Ball - BV)
x"HVTT	High Volume Tapping Tee
x"SST	Pressure Control Fitting - ShortStopp Tee
x"SPH	Pressure Control Fitting - Spherical Tee
x"MF-BO	Pressure Control Fitting - Mueller Bottom-out
x"MF-SO	Pressure Control Fitting - Mueller Side-out
x"MF-FT	Pressure Control Fitting - Mueller Flange Tee
x"SS	Pressure Control Fitting - ShortStopp
x"MF	Pressure Control Fitting - Mueller Stopper
x"x x" POLYTAP	Polytapp Side Saddle Fitting
	Transition
	End Cap
	Riser
	Reducer
EM	Electronic Marker
TWS	Flush-mounted Tracer Wire Station
	Post Pipeline Marker with Tracer Wire
MM	Gas Main Marker without Tracer Wire
W	Test Well
R	Regulator Station
R	Single Customer Regulator
M	Meter
MR	Meter with Regulator
	Test Point (Station)
T	Gas Service Tie-over
R	Gas Service Replacement
MMO	Meter Move Out

Swing Tie Symbology

T	Telephone Manhole
D	Drain Manhole
E	Electric Manhole
	Catch Basis
S	Sewer Manhole
	Fire Hydrant
	Utility Pole
	Property Marker
T	Telephone Pedestal
C	Television Pedestal
U	Unknown Manhole
WB	Water Box
WG	Water Gate
E	Electric Pedestal
	Iron Pin
	Light Pole
	INSIDE METER
	OUTSIDE METER

ISSUED FOR REVIEW

TRC
215 GREENFIELD PKY | Suite 102 | LIVERPOOL, NY 13088

811
Know what's below.
Call before you dig.

FIELD VERIFY DIMENSIONS PRIOR TO PIPE FABRICATION

No.	Description	Date	Dw/Ck
A	ISSUED FOR REVIEW	11/18/25	AWF/KMQ

Revision/Status

EVERSOURCE ENERGY

DENWALL DR, SPRINGFIELD, MA

PROJECT # 26EG098 / WORK ORDER # 23340665

LEGEND

SCALE:1"=40' ON 22"X34" SHEET 03 OF 16

Drawn by / Date	Checked by / Date	Drawing Number	Rev. No.
AWF 11/11/25	KMQ 11/18/25	26-MA-SPR-00350-DR-03	A

Denwall Dr - Pro Drawing Rev0.dwg
EGMA DRAWING TEMPLATE - 02-28-2023
C:\users\kquinton\projectwise\f\d\d0501186\
Nov 18, 2025 - 2:53pm

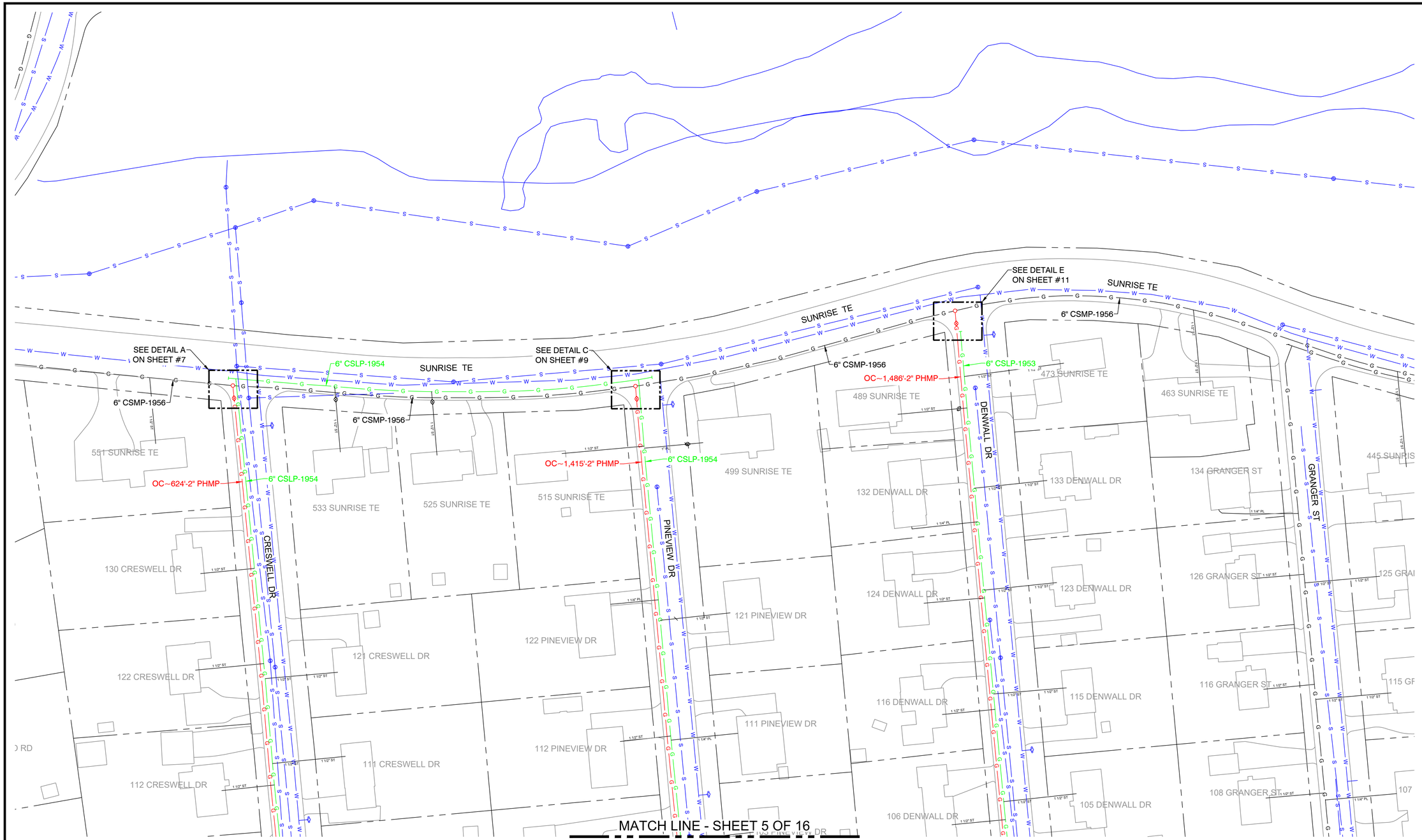

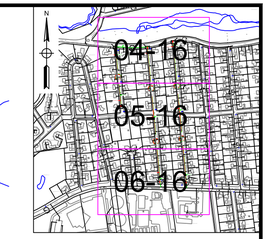

KEY MAP
SCALE: N.T.S.

No.	Description	Date	Dw/Ck
A	ISSUED FOR REVIEW	11/18/25	AWF/KMQ

Revision/Status

ISSUED FOR REVIEW

TRC
215 GREENFIELD PKY | Suite 102 | LIVERPOOL, NY 13088

811
Know what's below.
Call before you dig.

FIELD VERIFY DIMENSIONS
PRIOR TO PIPE FABRICATION

EVERSOURCE ENERGY

DENWALL DR, SPRINGFIELD, MA

PROJECT # 26EG098 / WORK ORDER # 23340665

PROJECT LOCATION PLANS

SCALE:1"=40' ON 22"X34" SHEET 04 OF 16

Drawn by / Date	Checked by / Date	Drawing Number	Rev. No.
AWF 11/11/25	KMQ 11/18/25	26-MA-SPR-00350-DR-04	A

Denwall Dr - Pro Drawing Rev0.dwg

EGMA DRAWING TEMPLATE - 02-28-2023

C:\users\kquinton\projectwiseifs\ud0501186\

Nov 18, 2025 - 2:53pm

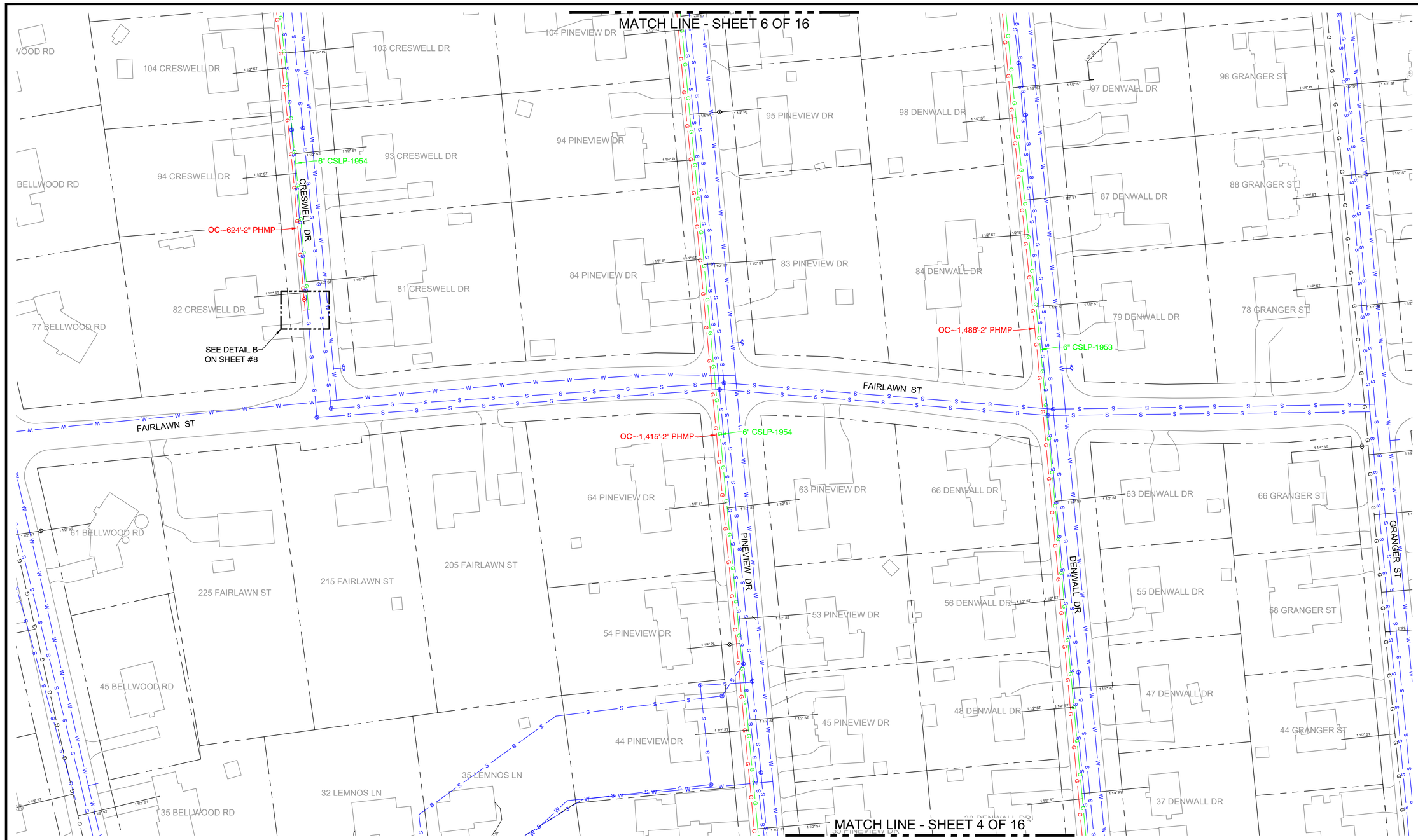

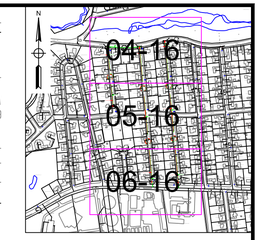

KEY MAP
SCALE: N.T.S.

No.	Description	Date	Dw/Ck
A	ISSUED FOR REVIEW	11/18/25	AWF/KMQ

Revision/Status

ISSUED FOR REVIEW

TRC
215 GREENFIELD PKY | Suite 102 | LIVERPOOL, NY 13088

811
Know what's below.
Call before you dig.

FIELD VERIFY DIMENSIONS
PRIOR TO PIPE FABRICATION

EVERSOURCE ENERGY

DENWALL DR, SPRINGFIELD, MA

PROJECT # 26EG098 / WORK ORDER # 23340665

PROJECT LOCATION PLANS

SCALE: 1"=40' ON 22"X34" SHEET 05 OF 16

Drawn by / Date	Checked by / Date	Drawing Number	Rev. No.
AWF 11/11/25	KMQ 11/18/25	26-MA-SPR-00350-DR-05	A

Denwall Dr - Pro Drawing Rev0.dwg

EGMA DRAWING TEMPLATE - 02-28-2023

C:\users\kquinton\projectwise\fs\d0501186\

Nov 18, 2025 - 2:53pm

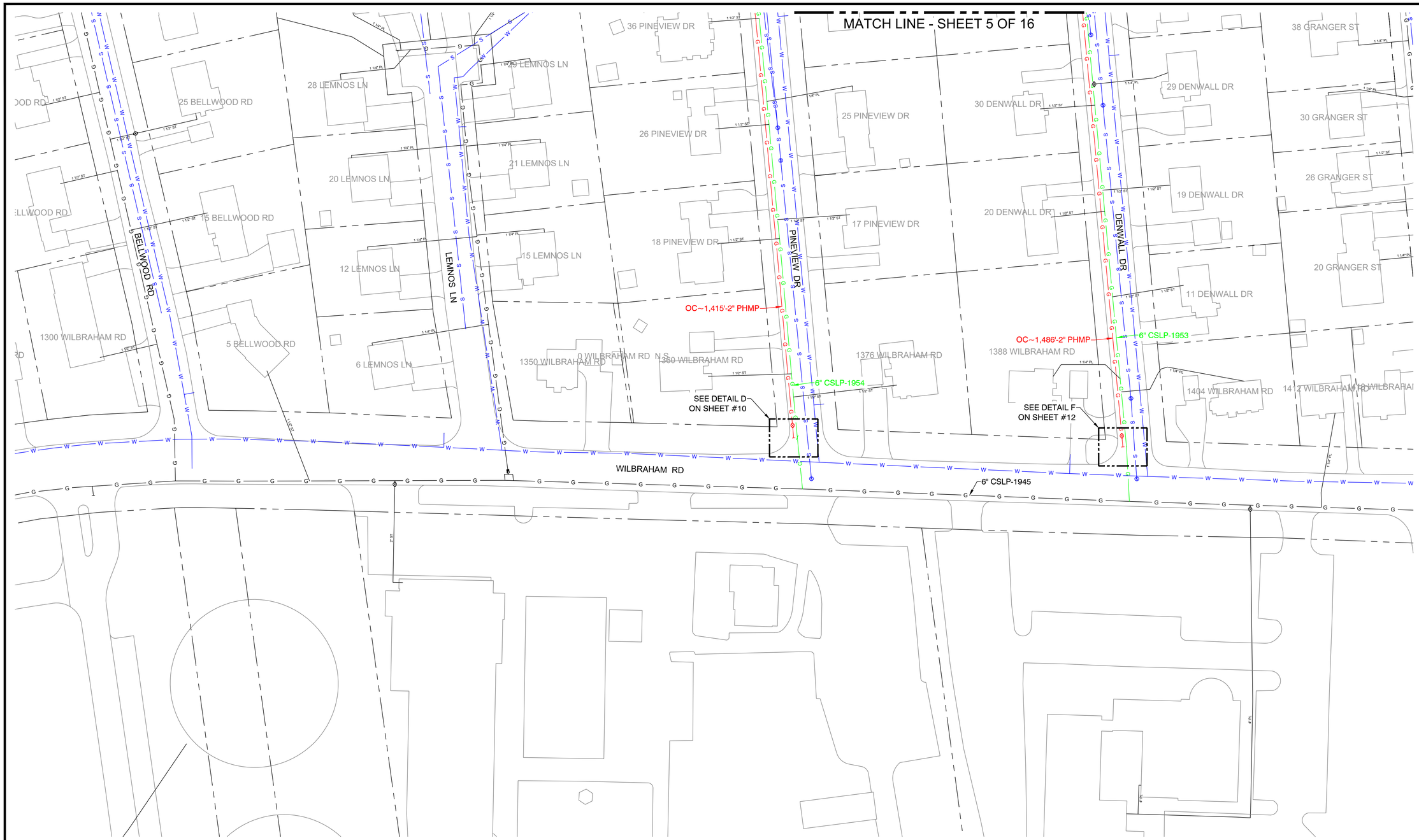

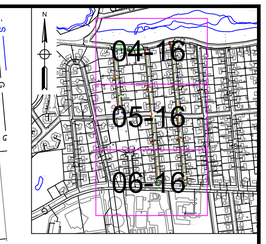

KEY MAP
SCALE: N.T.S.

No.	Description	Date	Dw/Ck
A	ISSUED FOR REVIEW	11/18/25	AWF/KMQ

Revision/Status

ISSUED FOR REVIEW

TRC
215 GREENFIELD PKY | Suite 102 | LIVERPOOL, NY 13088

811
Know what's below.
Call before you dig.

FIELD VERIFY DIMENSIONS
PRIOR TO PIPE FABRICATION

EVERSOURCE
ENERGY

DENWALL DR, SPRINGFIELD, MA

PROJECT # 26EG098 / WORK ORDER # 23340665

PROJECT LOCATION PLANS

SCALE: 1"=40' ON 22"X34" SHEET 06 OF 16

Drawn by / Date	Checked by / Date	Drawing Number	Rev. No.
AWF 11/11/25	KMQ 11/18/25	26-MA-SPR-00350-DR-06	A

Denwall Dr - Pro Drawing Rev0.dwg

EGMA DRAWING TEMPLATE - 02-28-2023

C:\users\kquinton\projectwise\fsld\05011186\

Nov 18, 2025 - 2:53pm

DENWALL DR, SPRINGFIELD				DETAIL "A" PREPARATORY	
REQUIRED BILL OF MATERIALS					
Item Number	MRC Stock Number	Maximo Part Number	Description	Quantity	Units
296	63420207	610060	TEE, NON-BLOWING, FOR VALVE, 2 IN TEE OUTLET X 2 IN MAIN, WELDED, 250 PSIG, W/ CI CAP, CMA 44788502	1	EA
33	14281726	562087	VALVE,BALL, 2 IN IPS SDR 11, BUTT FUSION ENDS, FULL PORT, HDPE, PE-4710	1	EA
488	63420117	610264	NIPPLE,PIPE, NON-BLOWING, DRILL, 1-1/4 IN X 3 IN, WELDED, 1440 PSIG, CMA 2485855	1	EA
72	63151162	546256	FITTING, TRANSITION, 2 IN IPS CS X 2 IN IPS, PE4710, SDR 11, STEEL WELD X PLASTIC, BUTT WELD	1	EA

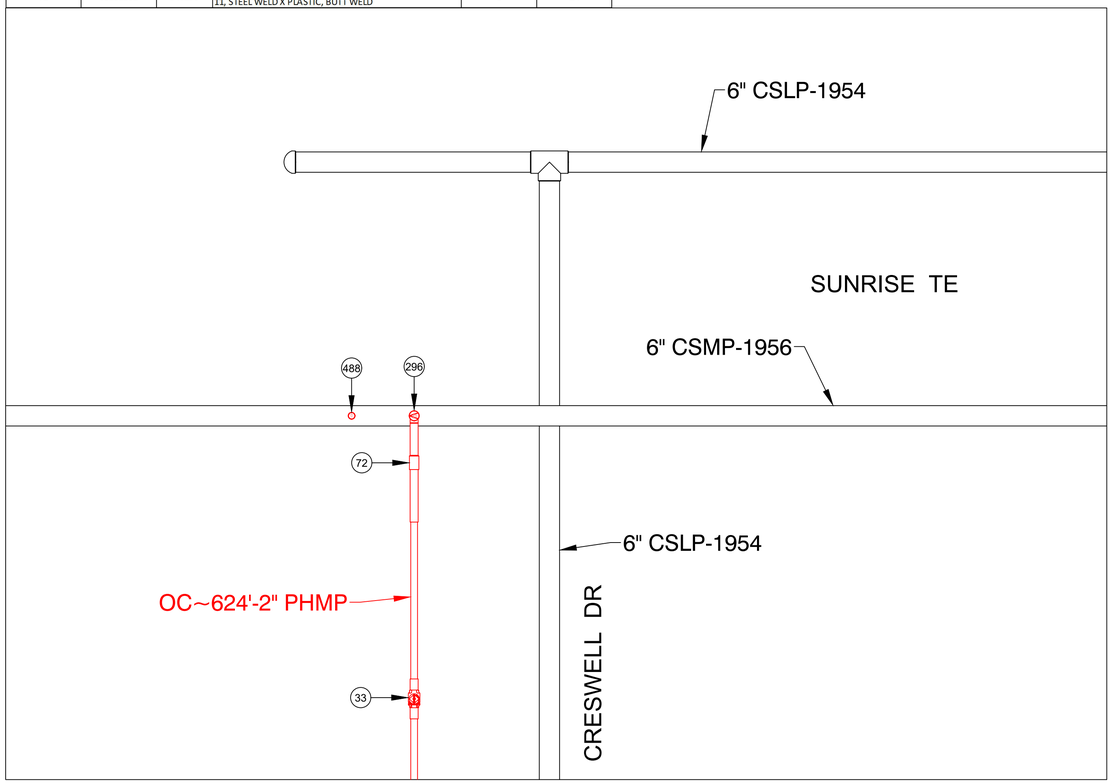

PREPARATORY TIE-IN DETAIL A
NOT TO SCALE

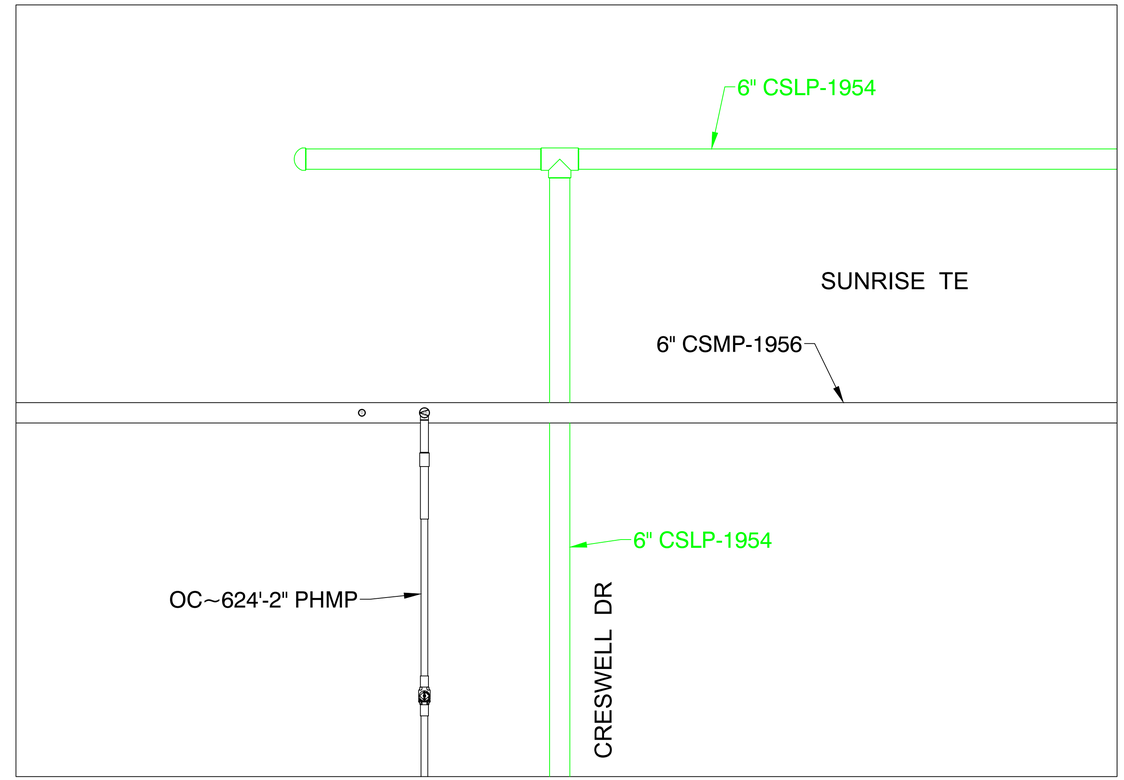

FINAL TIE-IN DETAIL A
NOT TO SCALE

ISSUED FOR REVIEW

TRC
215 GREENFIELD PKY | Suite 102 | LIVERPOOL, NY 13088

811
Know what's below.
Call before you dig.

FIELD VERIFY DIMENSIONS
PRIOR TO PIPE FABRICATION

No.	Description	Date	Dw/Ck
A	ISSUED FOR REVIEW	11/18/25	AWF/KMQ

Revision/Status

EVERSOURCE ENERGY

DENWALL DR, SPRINGFIELD, MA

PROJECT # 26EG098 / WORK ORDER # 23340665

PREPARATORY AND FINAL TIE-IN DETAILS

SCALE: 1"=40' ON 22"X34" SHEET 07 OF 16

Drawn by / Date	Checked by / Date	Drawing Number	Rev. No.
AWF 11/11/25	KMQ 11/18/25	26-MA-SPR-00350-DR-07	A

Denwall Dr - Pro Drawing Rev0.dwg
EGMA DRAWING TEMPLATE - 02-28-2023
C:\users\kquinton\projectwise\fsl\d0501186\
Nov 18, 2025 - 2:53pm

DENWALL DR, SPRINGFIELD				DETAIL "B" PREPARATORY	
REQUIRED BILL OF MATERIALS					
Item Number	MRC Stock Number	Maximo Part Number	Description	Quantity	Units
1639	CENTPLCO	604753	TEE,PIPE, NON-BLOWING, 2 X 1 IN IPS SDR 11, POLYETHYLENE, PE3408, ELECTROFUSION X 18 IN LONG PLAIN END PUP PIECE	1	EA
1845		604759	FITTING,COUPLING, METFIT, 1 IN IPS SDR 11	1	EA
231	63462157	543029	CLAMP,PIPE, REPAIR, 6 IN IPS, SS, W/2 IN TAP	1	EA
33	14281726	562087	VALVE,BALL, 2 IN IPS SDR 11, BUTT FUSION ENDS, FULL PORT, HDPE, PE-4710	1	EA
8	63078024	542572	CAP,PIPE, 2 IN IPS SDR 11, BUTT FUSION END, HDPE, P-4710	1	EA

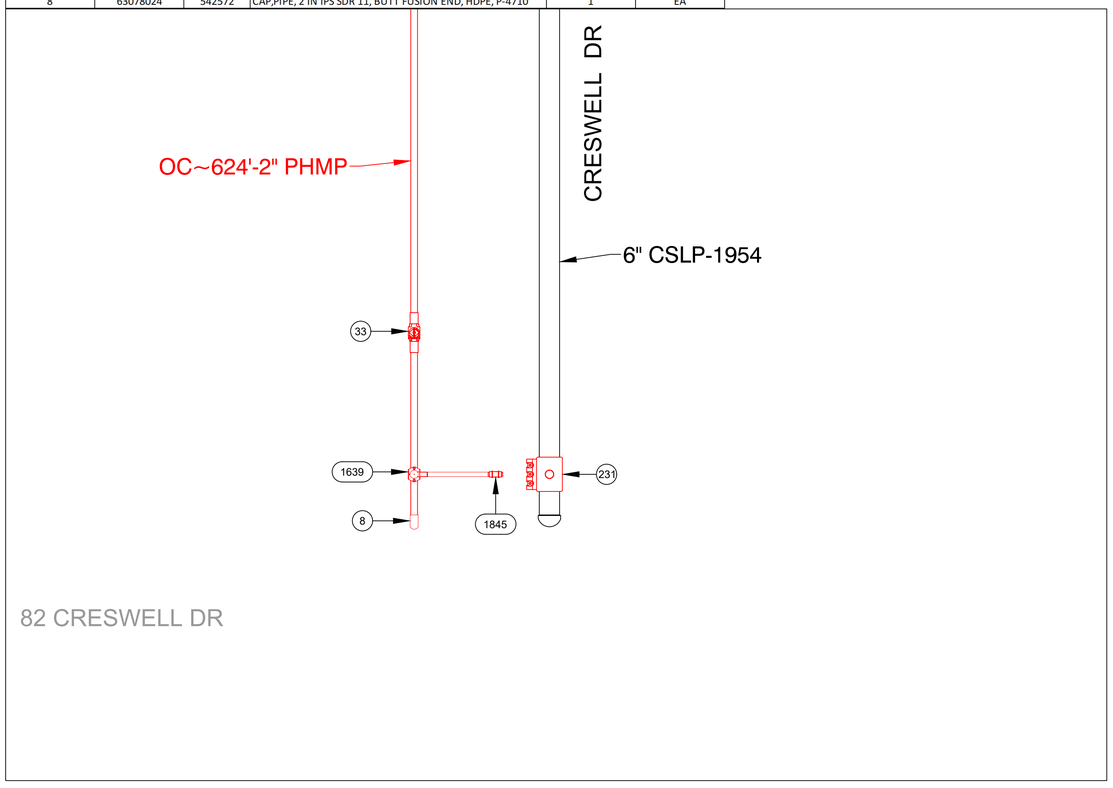

PREPARATORY TIE-IN DETAIL B
NOT TO SCALE

DENWALL DR, SPRINGFIELD				DETAIL "B" FINAL	
REQUIRED BILL OF MATERIALS					
Item Number	MRC Stock Number	Maximo Part Number	Description	Quantity	Units
1732	N/A	583182	FITTING,CAP, METFIT, 1 IN IPS X 0.119 IN THK WALL SDR 11, ASTM F1924 , FOR CAPPING PE GAS DISTRIBUTION PIPE AND TUBING	1	EA
361	19080340	554878	PLUG,PIPE, SQUARE HEAD, SOLID, 2 IN, THREADED END, BLACK IRON, ANSI B1.20.1	1	EA

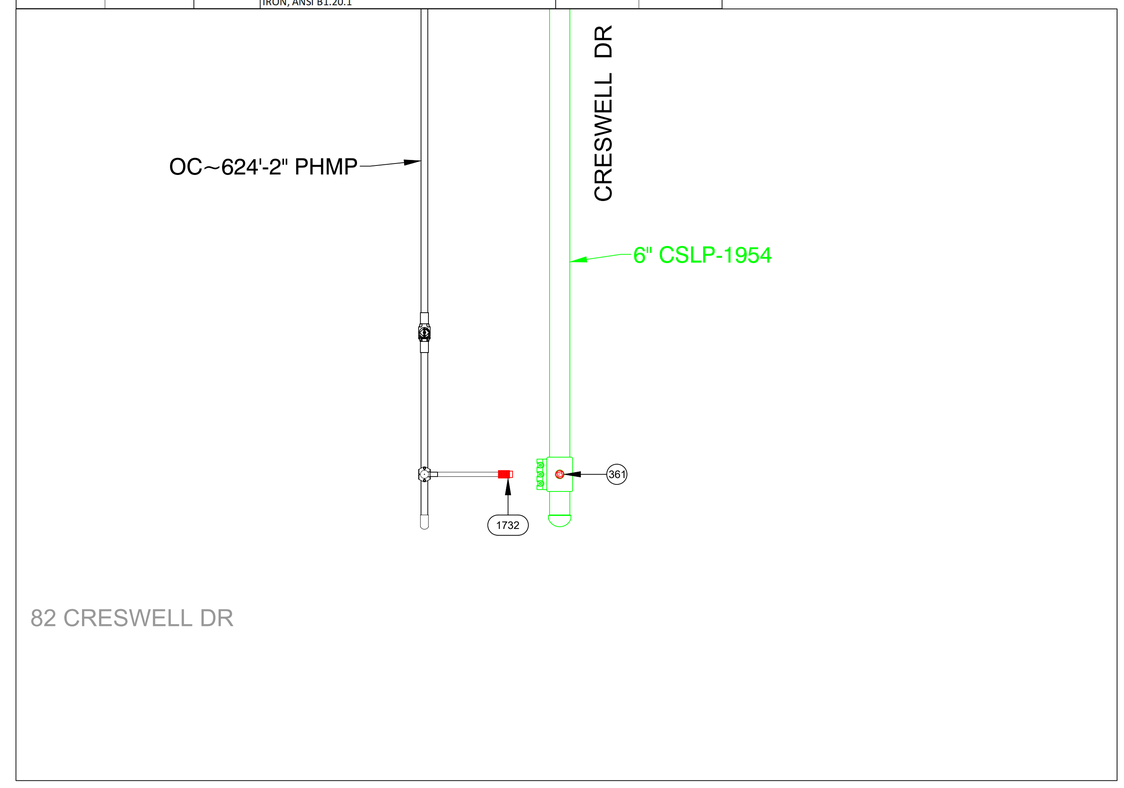

FINAL TIE-IN DETAIL B
NOT TO SCALE

ISSUED FOR REVIEW

TRC
215 GREENFIELD PKY | Suite 102 | LIVERPOOL, NY 13088

811
Know what's below.
Call before you dig.

FIELD VERIFY DIMENSIONS
PRIOR TO PIPE FABRICATION

No.	Description	Date	Dw/Ck
A	ISSUED FOR REVIEW	11/18/25	AWF/KMQ

Revision/Status

EVERSOURCE ENERGY

DENWALL DR, SPRINGFIELD, MA
PROJECT # 26EG098 / WORK ORDER # 23340665
PREPARATORY AND FINAL TIE-IN DETAILS
SCALE:1"=40' ON 22"X34" SHEET 08 OF 16

Drawn by / Date	Checked by / Date	Drawing Number	Rev. No.
AWF 11/11/25	KMQ 11/18/25	26-MA-SPR-00350-DR-08	A

Denwall Dr - Pro Drawing Rev0.dwg
EGMA DRAWING TEMPLATE - 02-28-2023
C:\users\kquinton\projectwise\fsl\d0501186\
Nov 18, 2025 - 2:53pm

DENWALL DR, SPRINGFIELD				DETAIL "C" PREPARATORY	
REQUIRED BILL OF MATERIALS					
Item Number	MRC Stock Number	Maximo Part Number	Description	Quantity	Units
296	63420207	610060	TEE, NON-BLOWING, FOR VALVE, 2 IN TEE OUTLET X 2 IN MAIN, WELDED, 250 PSIG, W/ CI CAP, CMA 44788502	1	EA
33	14281726	562087	VALVE,BALL, 2 IN IPS SDR 11, BUTT FUSION ENDS, FULL PORT, HDPE, PE-4710	1	EA
488	63420117	610264	NIPPLE,PIPE, NON-BLOWING, DRILL, 1-1/4 IN X 3 IN, WELDED, 1440 PSIG, CMA 2485855	1	EA
72	63151162	546256	FITTING, TRANSITION, 2 IN IPS CS X 2 IN IPS, PE4710, SDR 11, STEEL WELD X PLASTIC, BUTT WELD	1	EA

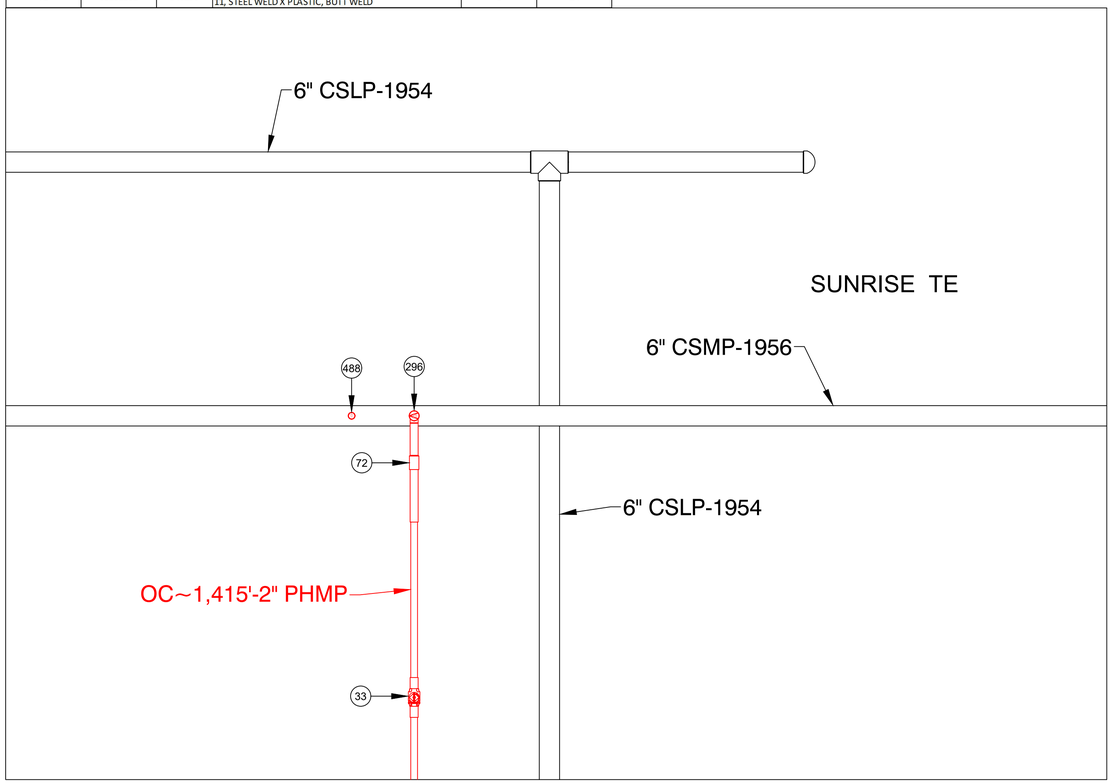

PREPARATORY TIE-IN DETAIL C
NOT TO SCALE

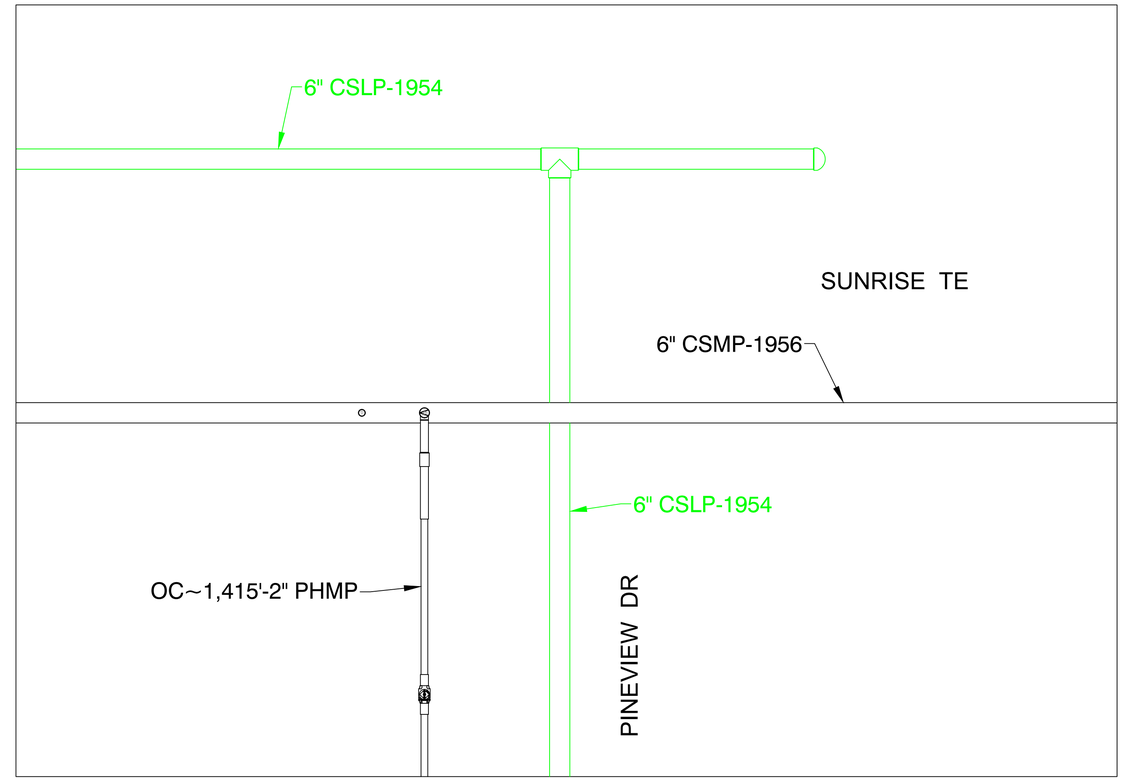

FINAL TIE-IN DETAIL C
NOT TO SCALE

ISSUED FOR REVIEW

TRC
215 GREENFIELD PKY | Suite 102 | LIVERPOOL, NY 13088

811
Know what's below.
Call before you dig.

FIELD VERIFY DIMENSIONS
PRIOR TO PIPE FABRICATION

No.	Description	Date	Dw/Ck
A	ISSUED FOR REVIEW	11/18/25	AWF/KMQ

Revision/Status

EVERSOURCE ENERGY

DENWALL DR, SPRINGFIELD, MA

PROJECT # 26EG098 / WORK ORDER # 23340665

PREPARATORY AND FINAL TIE-IN DETAILS

SCALE: 1"=40' ON 22"X34" SHEET 09 OF 16

Drawn by / Date	Checked by / Date	Drawing Number	Rev. No.
AWF 11/11/25	KMQ 11/18/25	26-MA-SPR-00350-DR-09	A

Denwall Dr - Pro Drawing Rev0.dwg
EGMA DRAWING TEMPLATE - 02-28-2023
C:\users\kquinton\projectwise\fsl\d0501186\
Nov 18, 2025 - 2:53pm

DENWALL DR, SPRINGFIELD					DETAIL "D" PREPARATORY
REQUIRED BILL OF MATERIALS					
Item Number	MRC Stock Number	Maximo Part Number	Description	Quantity	Units
1639	CENTPLCO	604753	TEE,PIPE, NON-BLOWING, 2 X 1 IN IPS SDR 11, POLYETHYLENE, PE3408, ELECTROFUSION X 18 IN LONG PLAIN END PUP PIECE	1	EA
1845		604759	FITTING,COUPLING, METFIT, 1 IN IPS SDR 11	1	EA
229	63462245	578003	FITTING,CLAMP, FULL SEAL REPAIR, 6 X 9 X 1-1/4 IN, FOR STEEL PIPE	1	EA
231	63462157	543029	CLAMP,PIPE, REPAIR, 6 IN IPS, SS, W/2 IN TAP	4	EA
33	14281726	562087	VALVE,BALL, 2 IN IPS SDR 11, BUTT FUSION ENDS, FULL PORT, HDPE, PE-4710	1	EA
8	63078024	542572	CAP,PIPE, 2 IN IPS SDR 11, BUTT FUSION END, HDPE, P-4710	1	EA

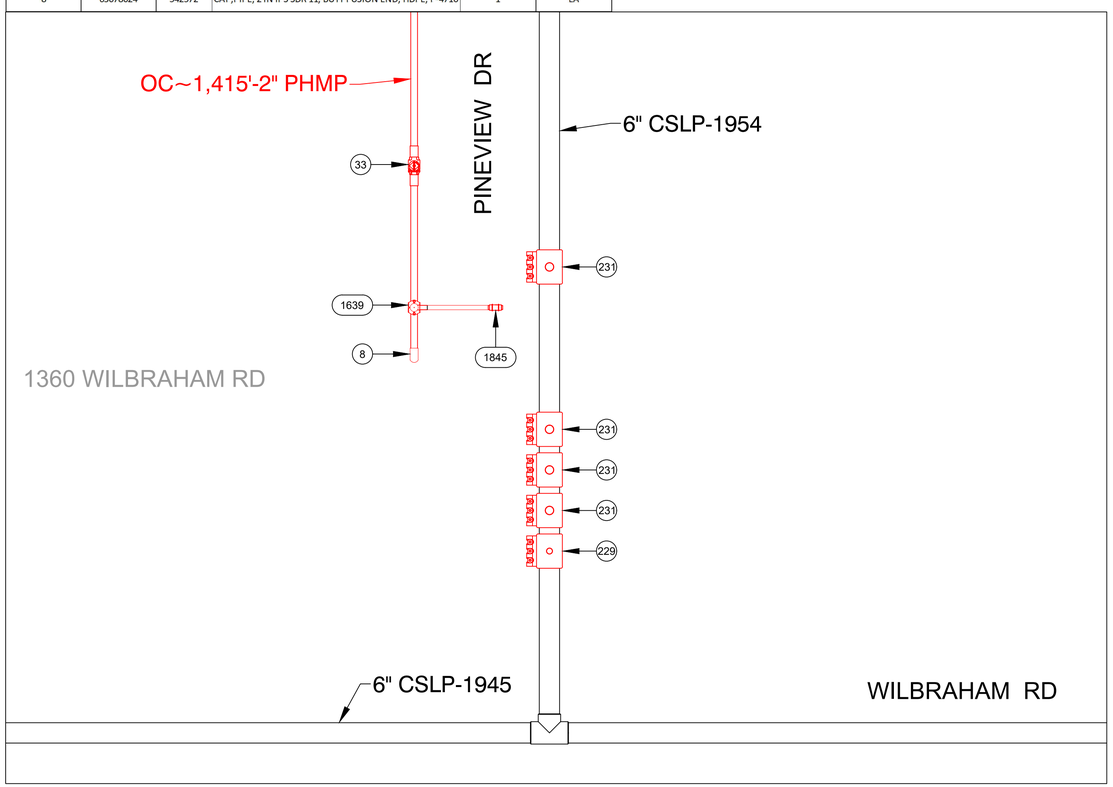

PREPARATORY TIE-IN DETAIL D
NOT TO SCALE

DENWALL DR, SPRINGFIELD					DETAIL "D" FINAL
REQUIRED BILL OF MATERIALS					
Item Number	MRC Stock Number	Maximo Part Number	Description	Quantity	Units
1732	N/A	583182	FITTING,CAP, METFIT, 1 IN IPS X 0.119 IN THK WALL SDR 11, ASTM F1924 , FOR CAPPING PE GAS DISTRIBUTION PIPE AND TUBING	1	EA
246	63483200	578185	FITTING,COUPLING, VENTED, INSULATED, 6 IN, W/ END CAP, FOR STEEL PIPE, EZB6VIUMG	2	EA
359	19080285	554877	PLUG,PIPE, SQUARE HEAD, SOLID, 1-1/4 IN, THREADED END, BLACK IRON, ANSI B1.20.1	1	EA
361	19080340	554878	PLUG,PIPE, SQUARE HEAD, SOLID, 2 IN, THREADED END, BLACK IRON, ANSI B1.20.1	4	EA

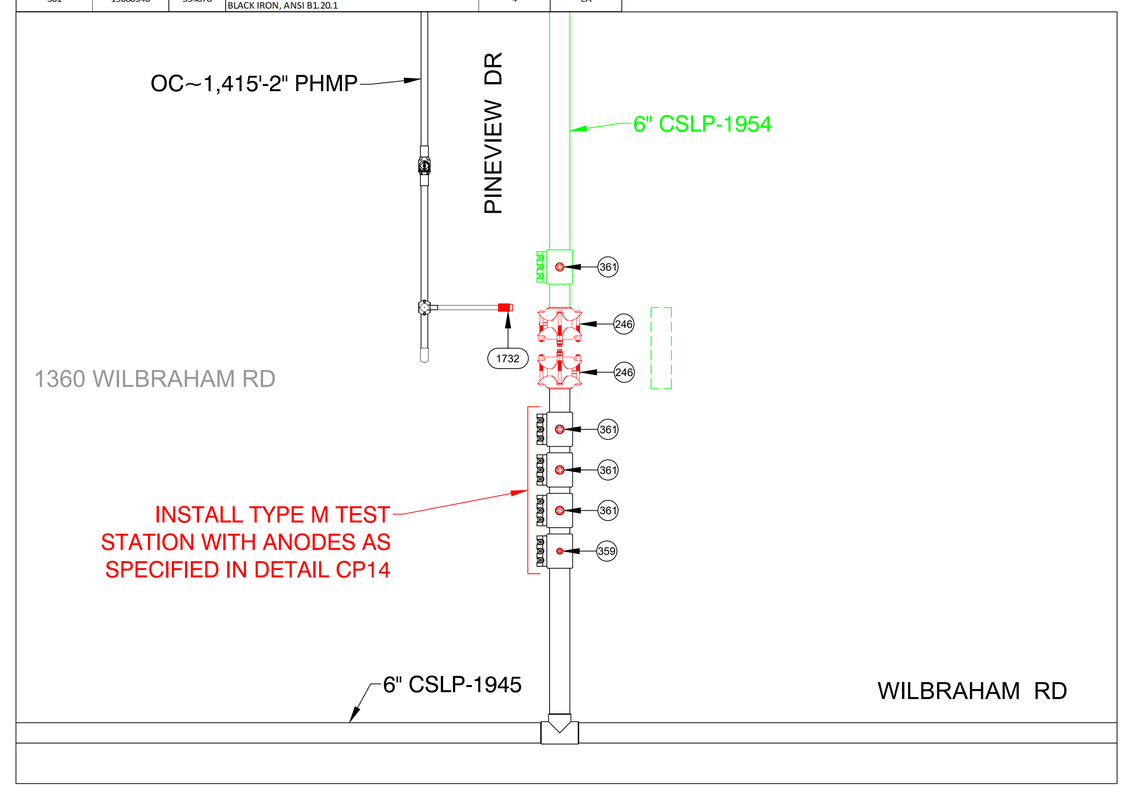

FINAL TIE-IN DETAIL D
NOT TO SCALE

No.	Description	Date	Dw/Ck
A	ISSUED FOR REVIEW	11/18/25	AWF/KMQ

Revision/Status

ISSUED FOR REVIEW

TRC
215 GREENFIELD PKY | Suite 102 | LIVERPOOL, NY 13088

811 Know what's below. Call before you dig.

FIELD VERIFY DIMENSIONS PRIOR TO PIPE FABRICATION

EVERSOURCE ENERGY

DENWALL DR, SPRINGFIELD, MA

PROJECT # 26EG098 / WORK ORDER # 23340665

PREPARATORY AND FINAL TIE-IN DETAILS

SCALE:1"=40' ON 22"X34" SHEET 10 OF 16

Drawn by / Date	Checked by / Date	Drawing Number	Rev. No.
AWF 11/11/25	KMQ 11/18/25	26-MA-SPR-00350-DR-10	A

Denwall Dr - Pro Drawing Rev0.dwg

EGMA DRAWING TEMPLATE - 02-28-2023

C:\users\kquinton\projectwise\ts\d0501186\

Nov 18, 2025 - 2:53pm

DENWALL DR, SPRINGFIELD					DETAIL "E" PREPARATORY
REQUIRED BILL OF MATERIALS					
Item Number	MRC Stock Number	Maximo Part Number	Description	Quantity	Units
231	63462157	543029	CLAMP,PIPE, REPAIR, 6 IN IPS, SS, W/2 IN TAP	1	EA
296	63420207	610060	TEE, NON-BLOWING, FOR VALVE, 2 IN TEE OUTLET X 2 IN MAIN, WELDED, 250 PSIG, W/ CI CAP, CMA 44788502	1	EA
33	14281726	562087	VALVE,BALL, 2 IN IPS SDR 11, BUTT FUSION ENDS, FULL PORT, HDPE, PE-4710	1	EA
488	63420117	610264	NIPPLE,PIPE, NON-BLOWING, DRILL, 1-1/4 IN X 3 IN, WELDED, 1440 PSIG, CMA 2485855	1	EA
72	63151162	546256	FITTING, TRANSITION, 2 IN IPS CS X 2 IN IPS, PE4710, SDR 11, STEEL WELD X PLASTIC, BUTT WELD	1	EA

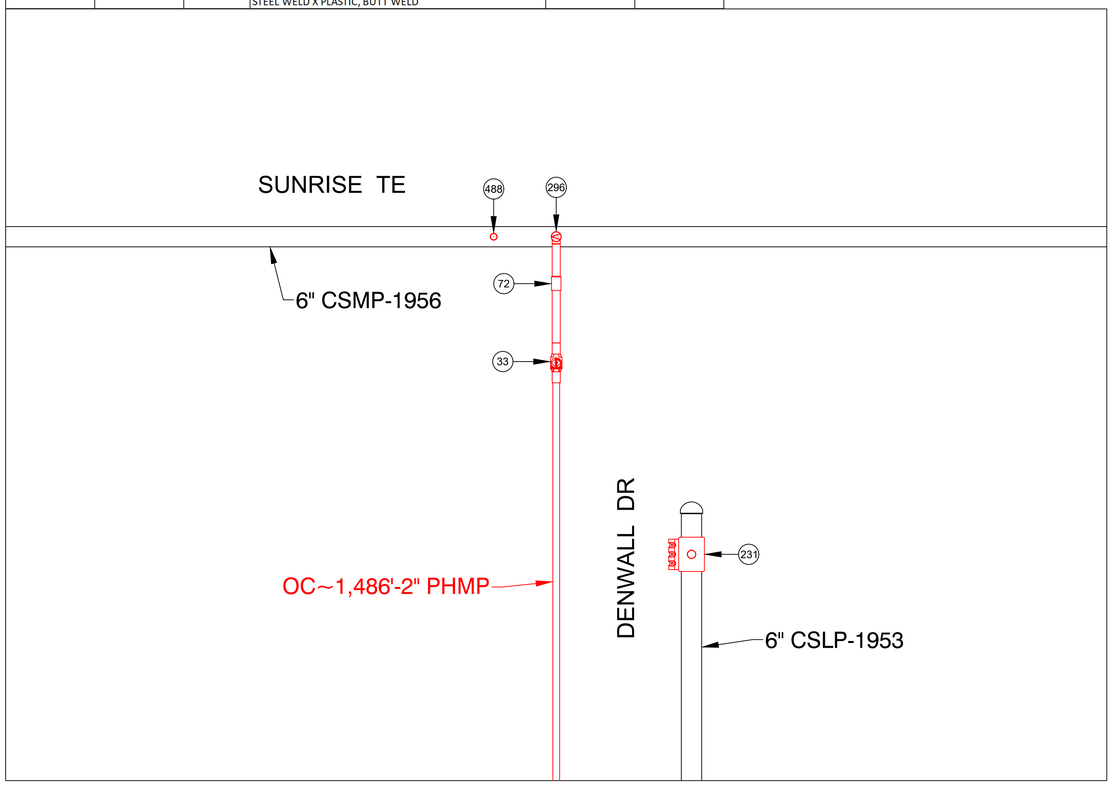

PREPARATORY TIE-IN DETAIL E
NOT TO SCALE

DENWALL DR, SPRINGFIELD					DETAIL "E" FINAL
REQUIRED BILL OF MATERIALS					
Item Number	MRC Stock Number	Maximo Part Number	Description	Quantity	Units
361	19080340	554878	PLUG,PIPE, SQUARE HEAD, SOLID, 2 IN, THREADED END, BLACK IRON, ANSI B1.20.1	1	EA

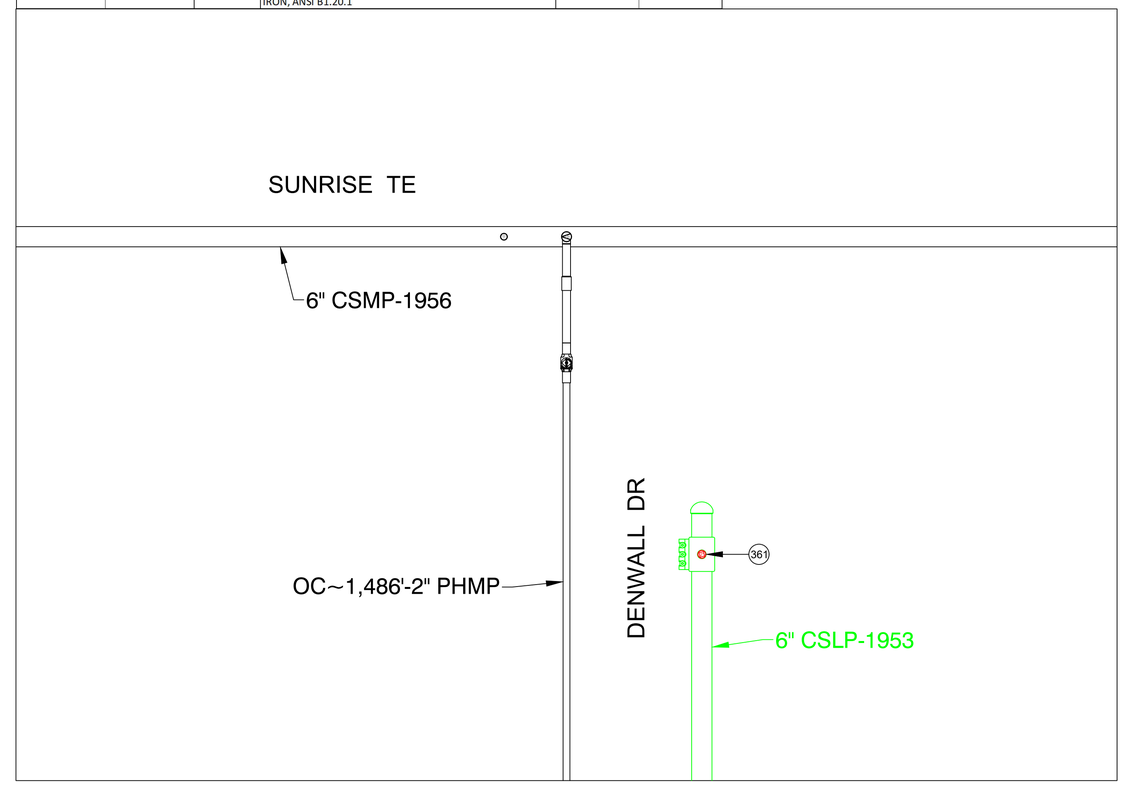

FINAL TIE-IN DETAIL E
NOT TO SCALE

ISSUED FOR REVIEW

TRC
215 GREENFIELD PKY | Suite 102 | LIVERPOOL, NY 13088

811
Know what's below.
Call before you dig.

FIELD VERIFY DIMENSIONS
PRIOR TO PIPE FABRICATION

No.	Description	Date	Dw/Ck
A	ISSUED FOR REVIEW	11/18/25	AWF/KMQ

Revision/Status

EVERSOURCE ENERGY

DENWALL DR, SPRINGFIELD, MA
PROJECT # 26EG098 / WORK ORDER # 23340665
PREPARATORY AND FINAL TIE-IN DETAILS
SCALE: 1"=40' ON 22"X34" SHEET 11 OF 16

Drawn by / Date	Checked by / Date	Drawing Number	Rev. No.
AWF 11/11/25	KMQ 11/18/25	26-MA-SPR-00350-DR-11	A

Denwall Dr - Pro Drawing Rev0.dwg
EGMA DRAWING TEMPLATE - 02-28-2023
C:\users\kquinton\projectwise\fsl\d0501186\
Nov 18, 2025 - 2:53pm

DENWALL DR, SPRINGFIELD					DETAIL "F" PREPARATORY
REQUIRED BILL OF MATERIALS					
Item Number	MRC Stock Number	Maximo Part Number	Description	Quantity	Units
1639	CENTPLCO	604753	TEE,PIPE, NON-BLOWING, 2 X 1 IN IPS SDR 11, POLYETHYLENE, PE3408, ELECTROFUSION X 18 IN LONG PLAIN END PUP PIECE	1	EA
1845		604759	FITTING,COUPLING, METFIT, 1 IN IPS SDR 11	1	EA
229	63462245	578003	FITTING,CLAMP, FULL SEAL REPAIR, 6 X 9 X 1-1/4 IN, FOR STEEL PIPE	1	EA
231	63462157	543029	CLAMP,PIPE, REPAIR, 6 IN IPS, SS, W/2 IN TAP	4	EA
33	14281726	562087	VALVE,BALL, 2 IN IPS SDR 11, BUTT FUSION ENDS, FULL PORT, HDPE, PE-4710	1	EA
8	63078024	542572	CAP,PIPE, 2 IN IPS SDR 11, BUTT FUSION END, HDPE, P-4710	1	EA

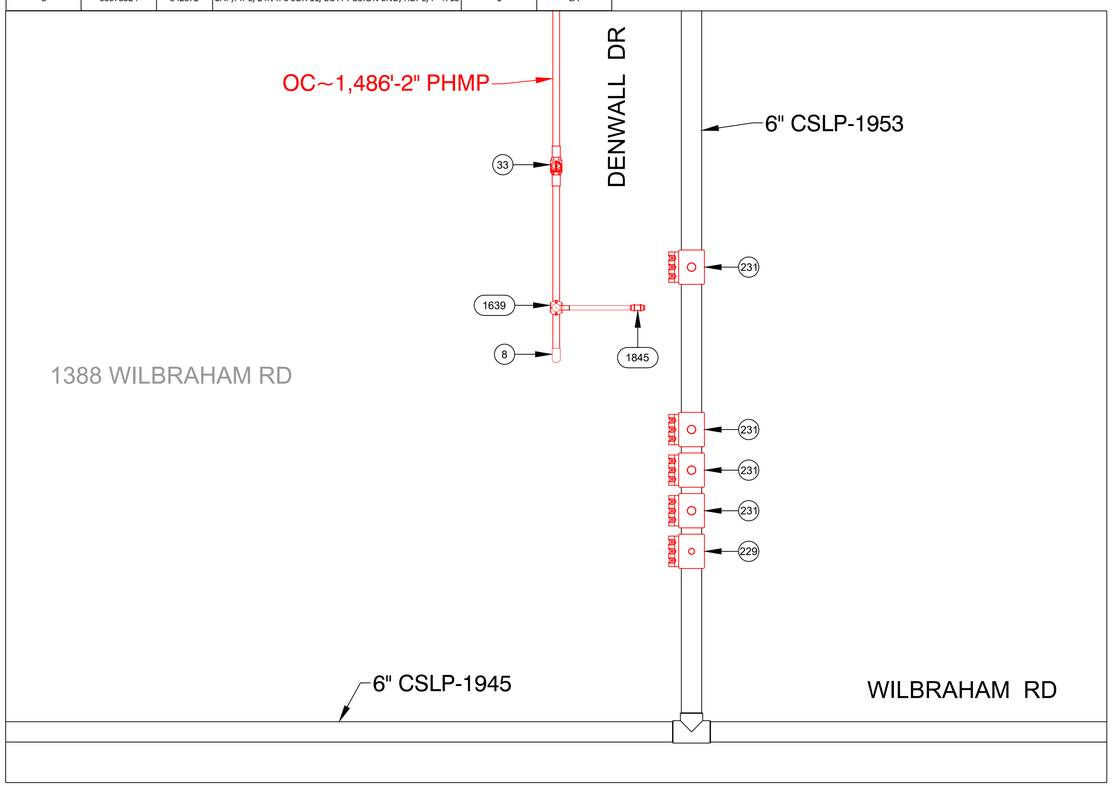

PREPARATORY TIE-IN DETAIL F
NOT TO SCALE

DENWALL DR, SPRINGFIELD					DETAIL "F" FINAL
REQUIRED BILL OF MATERIALS					
Item Number	MRC Stock Number	Maximo Part Number	Description	Quantity	Units
1732	N/A	583182	FITTING,CAP, METFIT, 1 IN IPS X 0.119 IN THK WALL SDR 11, ASTM F1924 , FOR CAPPING PE GAS DISTRIBUTION PIPE AND TUBING	1	EA
246	63483200	578185	FITTING,COUPLING, VENTED, INSULATED, 6 IN, W/ END CAP, FOR STEEL PIPE, EZB6VIUMG	2	EA
359	19080285	554877	PLUG,PIPE, SQUARE HEAD, SOLID, 1-1/4 IN, THREADED END, BLACK IRON, ANSI B1.20.1	1	EA
361	19080340	554878	PLUG,PIPE, SQUARE HEAD, SOLID, 2 IN, THREADED END, BLACK IRON, ANSI B1.20.1	4	EA

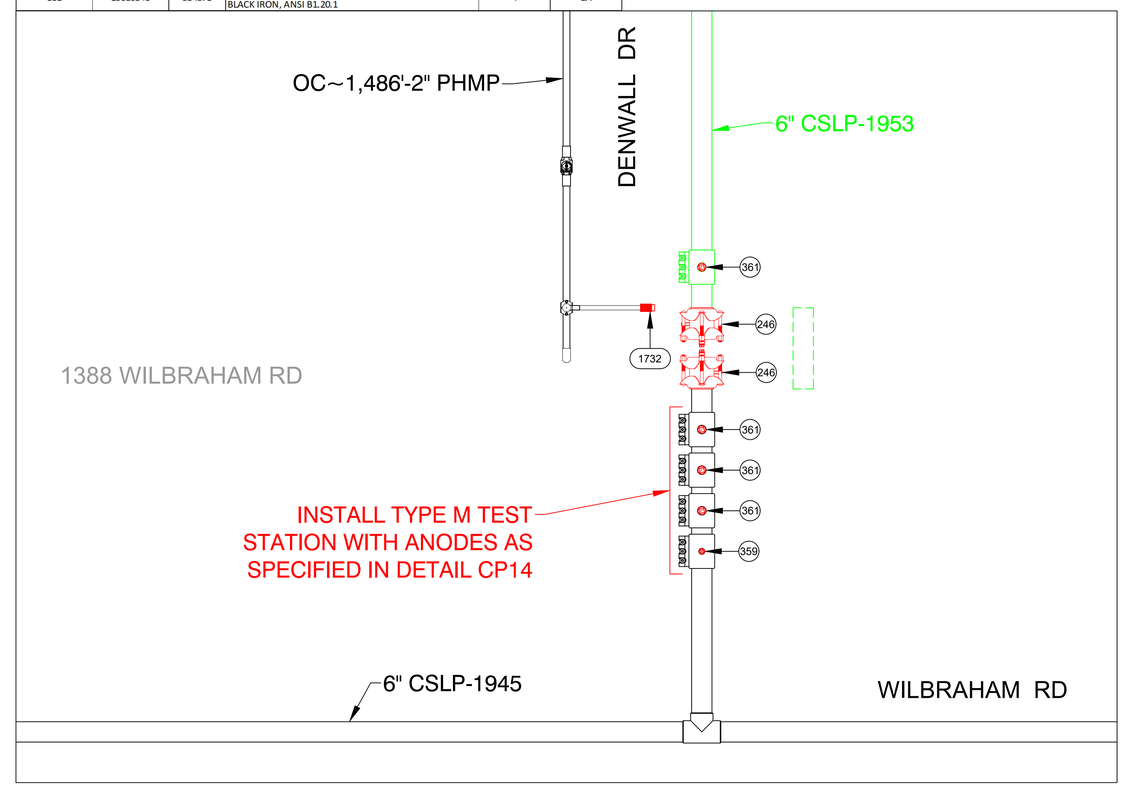

FINAL TIE-IN DETAIL F
NOT TO SCALE

ISSUED FOR REVIEW

TRC
215 GREENFIELD PKY | Suite 102 | LIVERPOOL, NY 13088

811
Know what's below.
Call before you dig.

FIELD VERIFY DIMENSIONS
PRIOR TO PIPE FABRICATION

No.	Description	Date	Dw/Ck
A	ISSUED FOR REVIEW	11/18/25	AWF/KMQ

Revision/Status

EVERSOURCE ENERGY

DENWALL DR, SPRINGFIELD, MA
PROJECT # 26EG098 / WORK ORDER # 23340665
PREPARATORY AND FINAL TIE-IN DETAILS
SCALE:1"=40' ON 22"X34" SHEET 12 OF 16

Drawn by / Date	Checked by / Date	Drawing Number	Rev. No.
AWF 11/11/25	KMQ 11/18/25	26-MA-SPR-00350-DR-12	A

Denwall Dr - Pro Drawing Rev0.dwg
EGMA DRAWING TEMPLATE - 02-28-2023
C:\users\kquinton\projectwise\ts\d0501186\
Nov 18, 2025 - 2:53pm

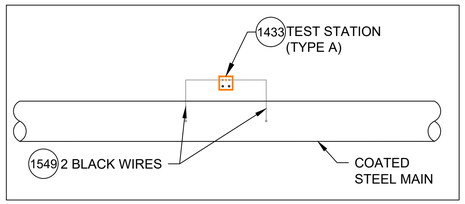

TYPE A TEST STATION

DETAIL CP1

SCALE: 1/2" = 1'-0"

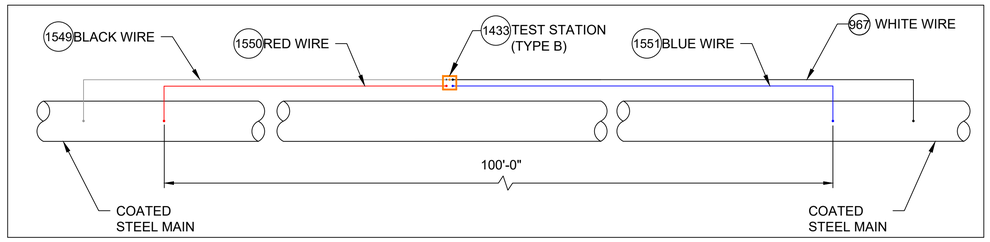

TYPE B TEST STATION

DETAIL CP2

SCALE: 1/2" = 1'-0"

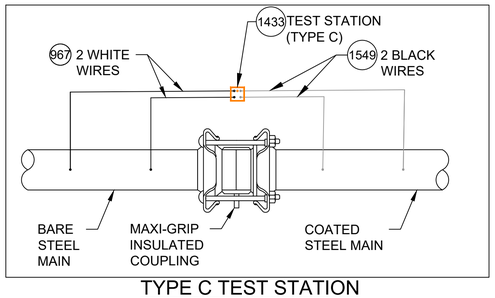

TYPE C TEST STATION

DETAIL CP3

SCALE: 1/2" = 1'-0"

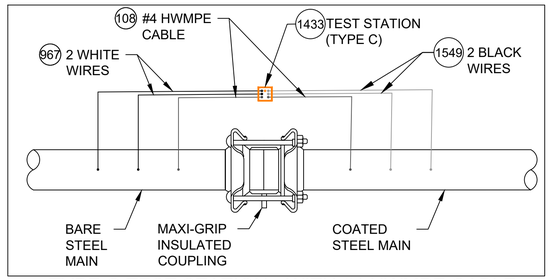

TYPE C TEST STATION - WITH #4 HWMPE CABLE

DETAIL CP4

SCALE: 1/2" = 1'-0"

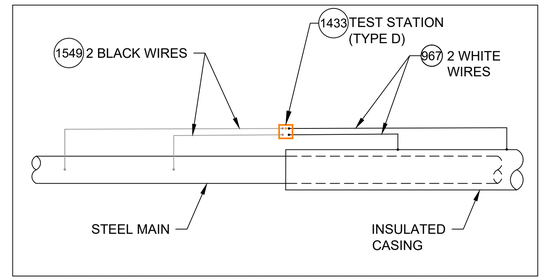

TYPE D TEST STATION (INSULATED CASING)

DETAIL CP5

SCALE: 1/2" = 1'-0"

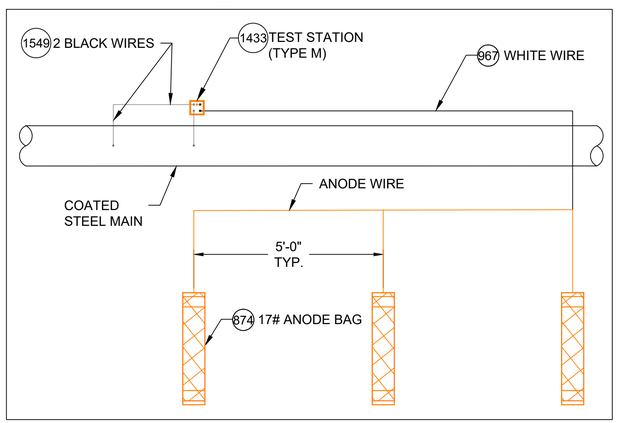

TYPE M TEST STATION (WITH ANODES)

DETAIL CP6

SCALE: 1/2" = 1'-0"

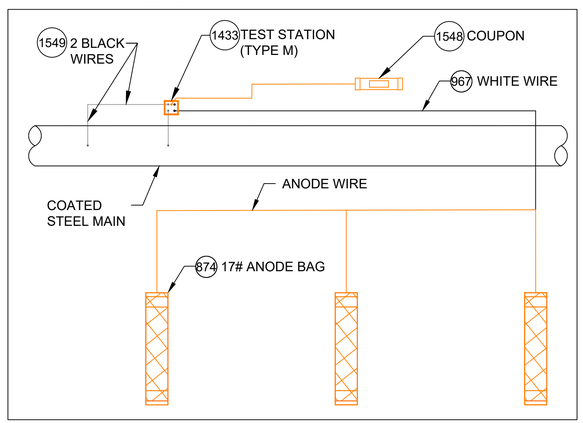

TYPE M TEST STATION (WITH COUPON AND ANODES)

DETAIL CP7

SCALE: 1/2" = 1'-0"

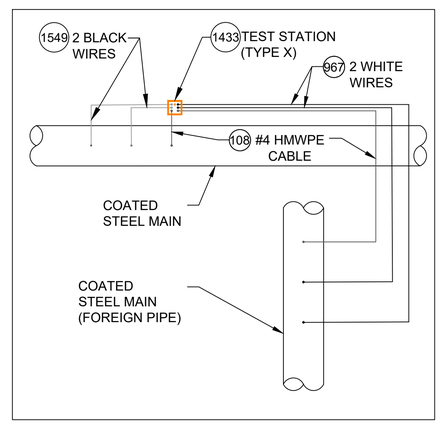

TYPE X TEST STATION

DETAIL CP8

SCALE: 1/2" = 1'-0"

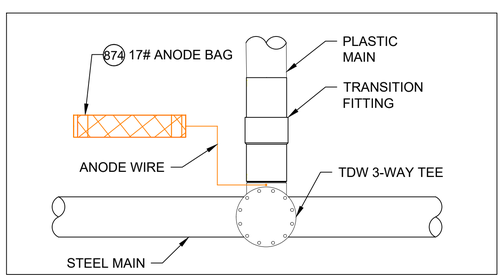

TDW 3-WAY TEE WITH ANODE

DETAIL CP9

SCALE: 1/2" = 1'-0"

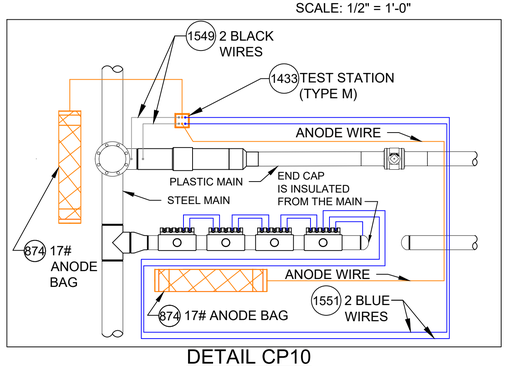

DETAIL CP10

SCALE: 1/2" = 1'-0"

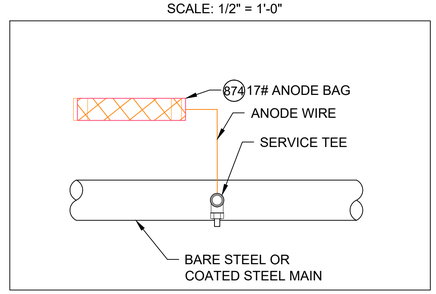

SERVICE TEE AND ANODE

DETAIL CP11

SCALE: 1/2" = 1'-0"

CATHODIC PROTECTION BILL OF MATERIALS MASTER BOM

Item	Maximo No.	Description	Units
25	500804	WELDER,THERMITE, THERMITE, FOR GAS PIPE, #12 CABLE,HORIZONTAL STEEL PIPE 4 IN AND LARGER DIAMETER	EA
26	500805	WELDER,THERMITE, THERMITE, FOR GAS PIPE, #12 CABLE, HORIZONTAL STEEL PIPE 3/4 - 3-1/2 IN DIAMETER	EA
69	503673	TAPE,WAX, 9 FT LG X 4 IN W, 24 ROLLS/CS, ABOVE AND BELOW GROUND APPLICATIONS, TR-#2A WAX, ALUMINUM	ROLL
95	505818	ANODE,BAG, 2.5 X 2.5 X 4.5 IN, 10 FT LG, 3 LB, MAGNESIUM	EA
101	508567	POWDER, CARTRIDGE, TYPE IS F-33, ALLOY , CAP COLOR CLEAR, 15 GM CHARGE, 20/PAC, FOR STEEL PIPE	BOX
102	508572	PRIMER, 4 GAL/CASE, BROWN, FOR WAX TAPE, APPLICATION TEMP 0 TO 230 F, TEMCOAT 3000	EA
108	513850	CABLE, INSULATED, CATHODIC PROTECTION, 1/C, #4 AWG, 7 STR, 600 V, BLACK, HMWPE, CU, 1000 FT ROLLS	FT
116	517626	CONNECTOR, SPLIT BOLT, 12 SOLID - 10 STRANDED, CU TO CU, HOUSING (COVER) MATE IN 590389,	EA
657	559168	SLEEVE,ELECTRICAL, #14 TO 10 AWG, W/ THERMITE WELDER, FOR CATHODIC PROTECTION	EA
874	577776	ANODE,BAG, 17 LB NET, HIGH POTENTIAL MAGNESIUM, W/ 10 FT #10 AWG TW ORANGE LEAD WIRE, PACKED IN CARDBOARD BOX 42 LB TOTAL WEIGHT	EA
967	578415	WIRE,ELECTRICAL, THHN, 1/C, #10 AWG, STRANDED, WHITE, INSULATED, CU, 500 FT SPOOL, WIRE	ROLL
1219	584045	EDI CONCENTRIC COUPON ASSEMBLY INCLUDING UCB-ZIN-LW010, 10 FT OF CABLE	ES
1418	590389	HOUSING, 50 V MAX, 10 AWG MAX, FOR PROTECTING TRACER WIRE SPLICES, USED WITH CONNECTOR IN 517626. 10/BAG	EA
1433	590871	BOX VALVE, TEST STATION, CP TEST #178, 10-1/4 IN DIA. LID, 8-3/8 IN I.D. 16 IN H., ASTM A48 CL 25 CAST IRON, FOR OFF-ROAD USE ONLY	EA
1548	603126	EDI CONCENTRIC COUPON ASSEMBLY INCLUDING UCB-ZIN-LW025, 25 FT OF CABLE	ES
1549	603139	WIRE,ELECTRICAL, THHN, 1/C, #10 AWG, STRANDED, BLACK, INSULATED, CU, 500 FT SPOOL,WIRE	ROLL
1550	603140	WIRE,ELECTRICAL, THHN, 1/C, #10 AWG, STRANDED, RED, INSULATED, CU, 500 FT SPOOL, WIRE	ROLL
1551	603141	WIRE,ELECTRICAL, THHN, 1/C, #10 AWG, STRANDED, BLUE INSULATED, CU, 500 FT SPOOL, WIRE	ROLL
1565	603423	TAPE,WAX, 9 FT LG X 6 IN W X 70-90 MIL THK, 16 ROLLS/CS, ABOVE AND BELOW GROUND APPLICATIONS, TR-#2A WAX, ALUMINUM	ROLL
1573	603769	TRENTON-FILL POR PM-GP,140 FA, FOR FILLING VOIDS & IRREGULAR SPACES PRIOR TO WRAPPING W/WAX TAPE, 0F TO 110F APPLICATION TEMPERATURE, 6 BLOCKS/CASE,	CASE
1576	603894	BOX,CORROSION, 18 IN LG, 5 IN DP, CI, W/ 5 TERMINAL, HOOKS, NON-LOCKING LID, YELLOW, LID MARKED 'CP TEST' - CATHODIC PROTECTION, CP TEST BOX	EA
1845	513849	CABLE, INSULATED, CATHODIC PROTECTION, 1/C, #8 AWG, 600 V	EA
1846	584942	WIRE,ELECTRICAL, CATHODIC PROTECTION CABLE, #6, HMWPE INSULATED	EA
1847	583055	ENCAPSULATION KIT, 2 PART, RESIN EPOXY, MOLD BODY, THRU 1 KV, INSULATES AND MOISTURE SEALS WYE CONNECTIONS	EA

NOTES:

1. ALL TEST STATION BOXES SHOULD BE INSTALLED IN A SAFE LOCATION WHERE ONE INDIVIDUAL CAN SAFELY OPEN AND ACCESS THE TEST WIRES. ALL TEST WIRES INSIDE THE BOX SHOULD HAVE ENOUGH SLACK ON THE WIRES SO THEY CAN EXTEND A MINIMUM OF 12" ABOVE GRADE.
2. FOR TYPE A TEST STATIONS, THE TWO WIRES SHOULD BE THERMITE WELDED TO THE COATED STEEL MAIN AND BE THE SAME COLOR. (COUPONS COULD BE ADDED TO THE TEST STATION TYPE).
3. FOR TYPE B TEST STATIONS, EACH OF THE FOUR WIRES SHOULD BE A DIFFERENT COLOR AND DOCUMENTED
4. FOR TYPE C TEST STATIONS, THE WIRES SHOULD BE THE SAME COLOR ON EACH SIDE OF THE INSULATED COUPLING. (ANODES AND/OR COUPONS COULD BE ADDED TO THIS TEST STATION TYPE).
5. FOR TYPE D TEST STATIONS WHICH ARE AT A CASING, WHITE WIRES ARE NORMALLY INSTALLED ON THE STEEL CASING AND BLACK WIRES ARE INSTALLED ON THE CARRIER PIPE. (ANODES AND/OR COUPONS COULD BE ADDED TO THIS TEST STATION TYPE).
6. FOR TYPE M TEST STATIONS, THE TWO WIRES THERMITE WELDED TO THE CARRIER PIPE SHOULD BE THE SAME COLOR WIRE. THERE IS ALSO MAGNESIUM ANODE(S) WIRE(S) LOCATED INSIDE THE TEST STATION BOX.THE WIRE COLOR (TYPICALLY ORANGE) FOR THE ANODES. IF THE ANODE WIRES ARE SPLICED TO A COMMON ANODE HEADER CABLE, THE ANODE HEADER CABLE SHOULD BE A (WHITE OR RED) DIFFERENT COLOR WIRE THAN THE WIRE THAT WAS THERMITE WELDED TO THE CARRIER PIPE. AT A TYPE M TEST STATION, NO MAGNESIUM ANODES SHOULD BE DIRECTLY THERMITE WELDED TO THE CARRIER PIPE OR IN CONTACT WITH THE CARRIER PIPE. THE ANODE HEADER WIRE OR INDIVIDUAL ANODE WIRES SHOULD TERMINATE INSIDE THE TEST STATION BOX. ANODES SHOULD BE SPACED A MINIMUM OF 5' ON CENTER FROM EACH OTHER AND A MINIMUM OF 12" AWAY AND BELOW THE BOTTOM OF THE STEEL MAIN.
7. IF COUPONS ARE TO BE INSTALLED , FIRST REMOVE THE PROTECTIVE LABEL COVERING THE STEEL COUPON AND THE RED STICKERS COVERING EACH SENSING PORT. CLEAN THE ENTIRE STEEL COUPON SURFACE WITH ALCOHOL TO REMOVE THE CORROSION INHIBITOR .PLACE THE COUPON ASSEMBLY APPROXIMATELY 12" FROM THE GAS MAIN BEING MONITORED WITH THE SENSING PORTS FACING THE GAS MAIN. THE COUPON ASSEMBLY SHOULD BE LOCATED ADJACENT TO THE BOTTOM PORTION OF THE GAS MAIN, ANYWHERE BETWEEN 3 O'CLOCK AND 9 O'CLOCK. THE SOIL BETWEEN THE COUPON AND THE MAIN SHOULD BE WELL COMPACTED AND CONTAIN NO ROCKS LARGER THAN A CENTIMETER IN DIAMETER OR FOREIGN MATERIAL.
8. ONE (1) 3# ANODE (MINIMUM) SHALL BE INSTALLED TO PROTECT THE CLAMPS ON EACH 10-FOOT SPAN OF PIPE. EACH 10-FOOT SPAN OF PIPE MUST BE A CONTINUOUS SECTION OF STEEL. CLAMPS ON NON-CONTINUOUS SECTIONS OF STEEL EVEN IF THEY ARE WITHIN 10 FEET OF EACH CANNOT BE PROTECTED BY THE SAME ANODE.
9. REFER TO CONSTRUCTION STANDARD CS-500 SECTION IV.G WHICH PROVIDES GENERAL GUIDANCE REGARDING "WRAPPING" FOR CORROSION PROTECTION. CS-500 SECTION IV.G.5. DESCRIBES THE BASIC STEPS REQUIRED TO WRAP LEAK REPAIR CLAMPS.

NOTE: DETAILS CP-9 AND CP-11 ARE FOR NEW STEEL FITTINGS THAT ARE NOT ELECTRICALLY ISOLATED FROM EXISTING UNPROTECTED STEEL. THESE ANODES ARE DIRECTLY CONNECTED TO THE NEW STEEL FITTING AND THE ANODE MUST BE A MINIMUM OF 2 FEET FROM ANY NEW ISOLATED FITTINGS OR ASSOCIATED ANODES.

No.	Description	Date	Dw/Ck/Ap
6	ADDED DETAIL CP18 FOR TYPE P TEST STATION	07/03/24	WBH/KJK/MJL
5	REVISED BOM ITEMS TO MATCH STANDARD BOM REV. 10	02/21/24	WBH/KJK/MJL
4	REVISED BOM ITEMS TO MATCH STANDARD BOM REV. 9	11/17/23	WBH/KJK/MJL
3	REVISED BOM ITEMS TO MATCH STANDARD BOM REV. 8	03/13/23	WBH/KJK/MJL
2	ADDED DETAILS CP10,16A & 17A AND REVISED OTHER DETAILS	02/08/23	WBH/KJK/MJL
1	ADDED DETAILS CP12 & CP13, NOTES AND REVISED BOM	02/02/21	WBH/KJK/MJL

Revision/Status

EVERSOURCE ENERGY

STANDARD CS-500 CORROSION DETAILS

STREET ADDRESS, TOWN/CITY

DETAILS, NOTES AND BILL OF MATERIALS

FIELD VERIFY DIMENSIONS PRIOR TO PIPE FABRICATION

SCALE: 1/2" = 1'-0" SHEET 1 OF 3

Drawn by / Date	Checked by / Date	Sheet Number	Rev. No.
WBH 10/05/20	KJK 10/19/20	MA-COR-STD-001-01	6
Approved by / Date MJL 10/19/20			

C:\users\kquinton\projectwise\fsl\d0501186\ Denwall Dr - Pro Drawing Rev0.dwg
Nov 18, 2025 - 2:54pm

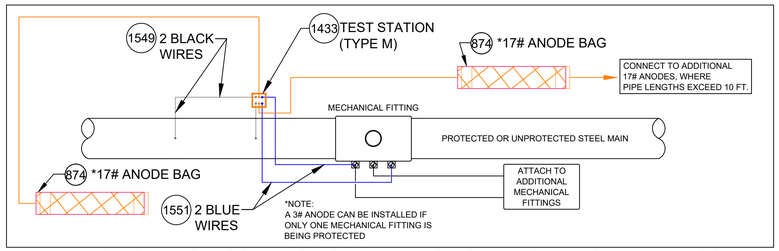

TEST STATION CONNECTION DETAILS FOR MECHANICAL FITTINGS INSTALLED ON A STEEL MAIN

DETAIL CP12

SCALE: 1/2" = 1'-0"

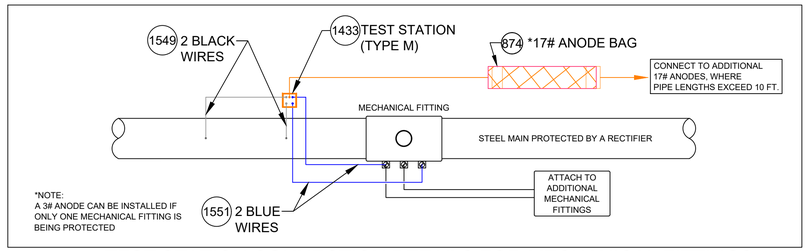

TEST STATION CONNECTION DETAILS FOR MECHANICAL FITTINGS INSTALLED ON STEEL MAIN PROTECTED BY A RECTIFIER

DETAIL CP13

SCALE: 1/2" = 1'-0"

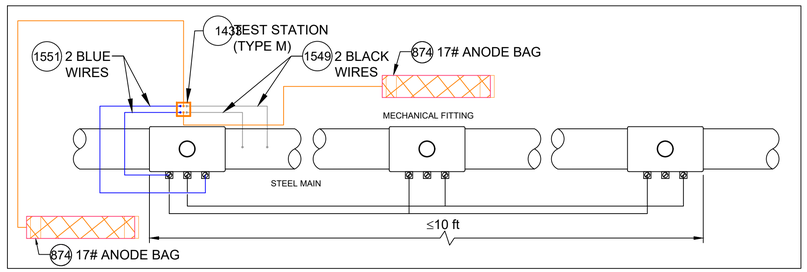

ANODE INSTALLATION FOR MULTIPLE MECHANICAL FITTINGS INSTALLED ON A ELECTRICALLY CONTINUOUS SECTION OF STEEL MAIN

DETAIL CP14

SCALE: 1/2" = 1'-0"

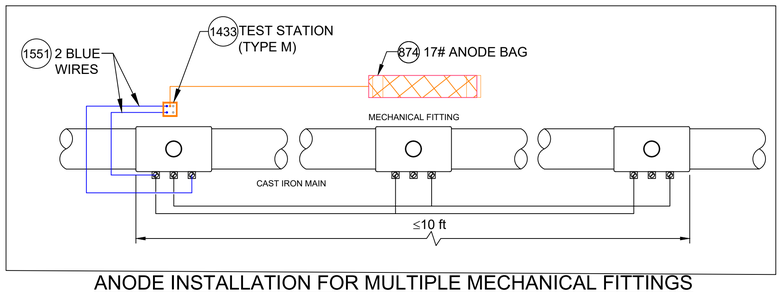

ANODE INSTALLATION FOR MULTIPLE MECHANICAL FITTINGS INSTALLED ON A CAST IRON MAIN

DETAIL CP15

SCALE: 1/2" = 1'-0"

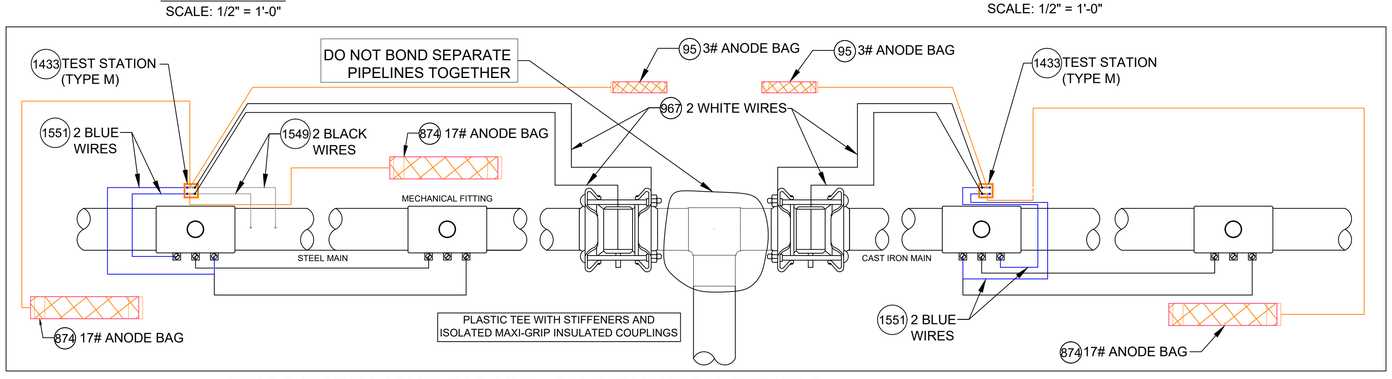

ANODE INSTALLATION FOR MULTIPLE MECHANICAL FITTINGS INSTALLED ON NON-ELECTRICALLY CONTINUOUS SECTIONS OF STEEL AND CAST IRON PIPING

DETAIL CP16

SCALE: 1/2" = 1'-0"

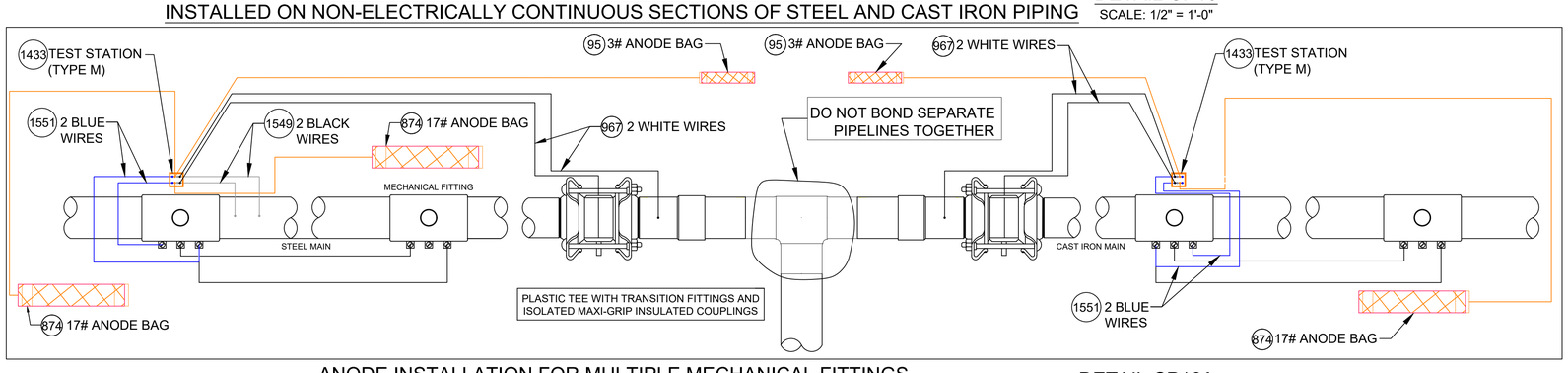

ANODE INSTALLATION FOR MULTIPLE MECHANICAL FITTINGS INSTALLED ON NON-ELECTRICALLY CONTINUOUS SECTIONS OF STEEL AND CAST IRON PIPING

DETAIL CP16A

SCALE: 1/2" = 1'-0"

CATHODIC PROTECTION BILL OF MATERIALS MASTER BOM

Item	Maximo No.	Description	Units
25	500804	WELDER,THERMITE, THERMITE, FOR GAS PIPE, #12 CABLE,HORIZONTAL STEEL PIPE 4 IN AND LARGER DIAMETER	EA
26	500805	WELDER,THERMITE, THERMITE, FOR GAS PIPE, #12 CABLE, HORIZONTAL STEEL PIPE 3/4 - 3-1/2 IN DIAMETER	EA
69	503673	TAPE,WAX, 9 FT LG X 4 IN W, 24 ROLLS/CS, ABOVE AND BELOW GROUND APPLICATIONS, TR-#2A WAX, ALUMINUM	ROLL
95	505818	ANODE,BAG, 2.5 X 2.5 X 4.5 IN, 10 FT LG, 3 LB, MAGNESIUM	EA
101	508567	POWDER, CARTRIDGE, TYPE IS F-33, ALLOY , CAP COLOR CLEAR, 15 GM CHARGE, 20/PAC, FOR STEEL PIPE	BOX
102	508572	PRIMER, 4 GAL/CASE, BROWN, FOR WAX TAPE, APPLICATION TEMP 0 TO 230 F, TEMCOAT 3000	EA
108	513850	CABLE, INSULATED, CATHODIC PROTECTION, 1/C, #4 AWG, 7 STR, 600 V, BLACK, HMWPE, CU, 1000 FT ROLLS	FT
116	517626	CONNECTOR, SPLIT BOLT, 12 SOLID - 10 STRANDED, CU TO CU, HOUSING (COVER) MATE IN 590389,	EA
657	559168	SLEEVE,ELECTRICAL, #14 TO 10 AWG, W/ THERMITE WELDER, FOR CATHODIC PROTECTION	EA
874	577776	ANODE,BAG, 17 LB NET, HIGH POTENTIAL MAGNESIUM, W/ 10 FT #10 AWG TW ORANGE LEAD WIRE, PACKED IN CARDBOARD BOX 42 LB TOTAL WEIGHT	EA
967	578415	WIRE,ELECTRICAL, THHN, 1/C, #10 AWG, STRANDED, WHITE, INSULATED, CU, 500 FT SPOOL, WIRE	ROLL
1219	584045	EDI CONCENTRIC COUPON ASSEMBLY INCLUDING UCB-ZIN-LW010, 10 FT OF CABLE	ES
1418	590389	HOUSING, 50 V MAX, 10 AWG MAX, FOR PROTECTING TRACER WIRE SPLICES, USED WITH CONNECTOR IN 517626. 10/BAG	EA
1433	590871	BOX VALVE, TEST STATION, CP TEST #178, 10-1/4 IN DIA. LID, 8-3/8 IN I.D. 16 IN H., ASTM A48 CL 25 CAST IRON, FOR OFF-ROAD USE ONLY	EA
1548	603126	EDI CONCENTRIC COUPON ASSEMBLY INCLUDING UCB-ZIN-LW025, 25 FT OF CABLE	ES
1549	603139	WIRE,ELECTRICAL, THHN, 1/C, #10 AWG, STRANDED, BLACK, INSULATED, CU, 500 FT SPOOL,WIRE	ROLL
1550	603140	WIRE,ELECTRICAL, THHN, 1/C, #10 AWG, STRANDED, RED, INSULATED, CU, 500 FT SPOOL, WIRE	ROLL
1551	603141	WIRE,ELECTRICAL, THHN, 1/C, #10 AWG, STRANDED, BLUE INSULATED, CU, 500 FT SPOOL, WIRE	ROLL
1565	603423	TAPE,WAX, 9 FT LG X 6 IN W X 70-90 MIL THK, 16 ROLLS/CS, ABOVE AND BELOW GROUND APPLICATIONS, TR-#2A WAX, ALUMINUM	ROLL
1573	603769	TRENTON-FILL POR PM-GP,140 FA, FOR FILLING VOIDS & IRREGULAR SPACES PRIOR TO WRAPPING W/WAX TAPE, 0F TO 110F APPLICATION TEMPERATURE, 6 BLOCKS/CASE,	CASE
1576	603894	BOX,CORROSION, 18 IN LG, 5 IN DP, CI, W/ 5 TERMINAL, HOOKS, NON-LOCKING LID, YELLOW, LID MARKED 'CP TEST' - CATHODIC PROTECTION, CP TEST BOX	EA
1845	513849	CABLE, INSULATED, CATHODIC PROTECTION, 1/C, #8 AWG, 600 V	EA
1846	584942	WIRE,ELECTRICAL, CATHODIC PROTECTION CABLE, #6, HMWPE INSULATED	EA
1847	583055	ENCAPSULATION KIT, 2 PART, RESIN EPOXY, MOLD BODY, THRU 1 KV, INSULATES AND MOISTURE SEALS WYE CONNECTIONS	EA

NOTES:

1. ALL TEST STATION BOXES SHOULD BE INSTALLED IN A SAFE LOCATION WHERE ONE INDIVIDUAL CAN SAFELY OPEN AND ACCESS THE TEST WIRES. ALL TEST WIRES INSIDE THE BOX SHOULD HAVE ENOUGH SLACK ON THE WIRES SO THEY CAN EXTEND A MINIMUM OF 12" ABOVE GRADE.
2. FOR TYPE A TEST STATIONS, THE TWO WIRES SHOULD BE THERMITE WELDED TO THE COATED STEEL MAIN AND BE THE SAME COLOR. (COUPONS COULD BE ADDED TO THE TEST STATION TYPE).
3. FOR TYPE B TEST STATIONS, EACH OF THE FOUR WIRES SHOULD BE A DIFFERENT COLOR AND DOCUMENTED
4. FOR TYPE C TEST STATIONS, THE WIRES SHOULD BE THE SAME COLOR ON EACH SIDE OF THE INSULATED COUPLING. (ANODES AND/OR COUPONS COULD BE ADDED TO THIS TEST STATION TYPE).
5. FOR TYPE D TEST STATIONS WHICH ARE AT A CASING, WHITE WIRES ARE NORMALLY INSTALLED ON THE STEEL CASING AND BLACK WIRES ARE INSTALLED ON THE CARRIER PIPE. (ANODES AND/OR COUPONS COULD BE ADDED TO THIS TEST STATION TYPE).
6. FOR TYPE M TEST STATIONS, THE TWO WIRES THERMITE WELDED TO THE CARRIER PIPE SHOULD BE THE SAME COLOR WIRE. THERE IS ALSO MAGNESIUM ANODE(S) WIRE(S) LOCATED INSIDE THE TEST STATION BOX.THE WIRE COLOR (TYPICALLY ORANGE) FOR THE ANODES. IF THE ANODE WIRES ARE SPLICED TO A COMMON ANODE HEADER CABLE, THE ANODE HEADER CABLE SHOULD BE A (WHITE OR RED) DIFFERENT COLOR WIRE THAN THE WIRE THAT WAS THERMITE WELDED TO THE CARRIER PIPE. AT A TYPE M TEST STATION, NO MAGNESIUM ANODES SHOULD BE DIRECTLY THERMITE WELDED TO THE CARRIER PIPE OR IN CONTACT WITH THE CARRIER PIPE. THE ANODE HEADER WIRE OR INDIVIDUAL ANODE WIRES SHOULD TERMINATE INSIDE THE TEST STATION BOX. ANODES SHOULD BE SPACED A MINIMUM OF 5' ON CENTER FROM EACH OTHER AND A MINIMUM OF 12" AWAY AND BELOW THE BOTTOM OF THE STEEL MAIN.
7. IF COUPONS ARE TO BE INSTALLED , FIRST REMOVE THE PROTECTIVE LABEL COVERING THE STEEL COUPON AND THE RED STICKERS COVERING EACH SENSING PORT. CLEAN THE ENTIRE STEEL COUPON SURFACE WITH ALCOHOL TO REMOVE THE CORROSION INHIBITOR .PLACE THE COUPON ASSEMBLY APPROXIMATELY 12" FROM THE GAS MAIN BEING MONITORED WITH THE SENSING PORTS FACING THE GAS MAIN. THE COUPON ASSEMBLY SHOULD BE LOCATED ADJACENT TO THE BOTTOM PORTION OF THE GAS MAIN, ANYWHERE BETWEEN 3 O'CLOCK AND 9 O'CLOCK. THE SOIL BETWEEN THE COUPON AND THE MAIN SHOULD BE WELL COMPACTED AND CONTAIN NO ROCKS LARGER THAN A CENTIMETER IN DIAMETER OR FOREIGN MATERIAL.
8. ONE (1) 3# ANODE (MINIMUM) SHALL BE INSTALLED TO PROTECT THE CLAMPS ON EACH 10-FOOT SPAN OF PIPE. EACH 10-FOOT SPAN OF PIPE MUST BE A CONTINUOUS SECTION OF STEEL. CLAMPS ON NON-CONTINUOUS SECTIONS OF STEEL EVEN IF THEY ARE WITHIN 10 FEET OF EACH CANNOT BE PROTECTED BY THE SAME ANODE.
9. REFER TO CONSTRUCTION STANDARD CS-500 SECTION IV.G WHICH PROVIDES GENERAL GUIDANCE REGARDING "WRAPPING" FOR CORROSION PROTECTION. CS-500 SECTION IV.G.5. DESCRIBES THE BASIC STEPS REQUIRED TO WRAP LEAK REPAIR CLAMPS.

NOTE: WHEN MULTIPLE WIRES FROM DIFFERENT PIPE SECTIONS ARE IN THE SAME TEST STATION, THE WIRES FROM THE SAME PIPE SECTION AND ASSOCIATED ANODE WILL BE TAPED TOGETHER INSIDE THE TEST STATION.

No.	Description	Date	Dw/Ck/Ap
6	ADDED DETAIL CP18 FOR TYPE P TEST STATION	07/03/24	WBH/KJK/MJL
5	REVISED BOM ITEMS TO MATCH STANDARD BOM REV. 10	02/21/24	WBH/KJK/MJL
4	REVISED BOM ITEMS TO MATCH STANDARD BOM REV. 9	11/17/23	WBH/KJK/MJL
3	REVISED BOM ITEMS TO MATCH STANDARD BOM REV. 8	03/13/23	WBH/KJK/MJL
2	ADDED DETAILS CP10,16A & 17A AND REVISED OTHER DETAILS	02/08/23	WBH/KJK/MJL
1	ADDED DETAILS CP12 & CP13, NOTES AND REVISED BOM	02/02/21	WBH/KJK/MJL

Revision/Status

EVERSOURCE ENERGY

STANDARD CS-500 CORROSION DETAILS

STREET ADDRESS, TOWN/CITY

DETAILS, NOTES AND BILL OF MATERIALS

FIELD VERIFY DIMENSIONS PRIOR TO PIPE FABRICATION

SCALE: 1/2" = 1'-0" SHEET 2 OF 3

Drawn by / Date	Checked by / Date	Sheet Number	Rev. No.
WBH 10/05/20	KJK 10/19/20	MA-COR-STD-001-02	6
Approved by / Date MJL 10/19/20			

C:\users\kquinton\projectwise\fsl\d0501186\ Denwall Dr - Pro Drawing Rev0.dwg
Nov 18, 2025 - 2:54pm

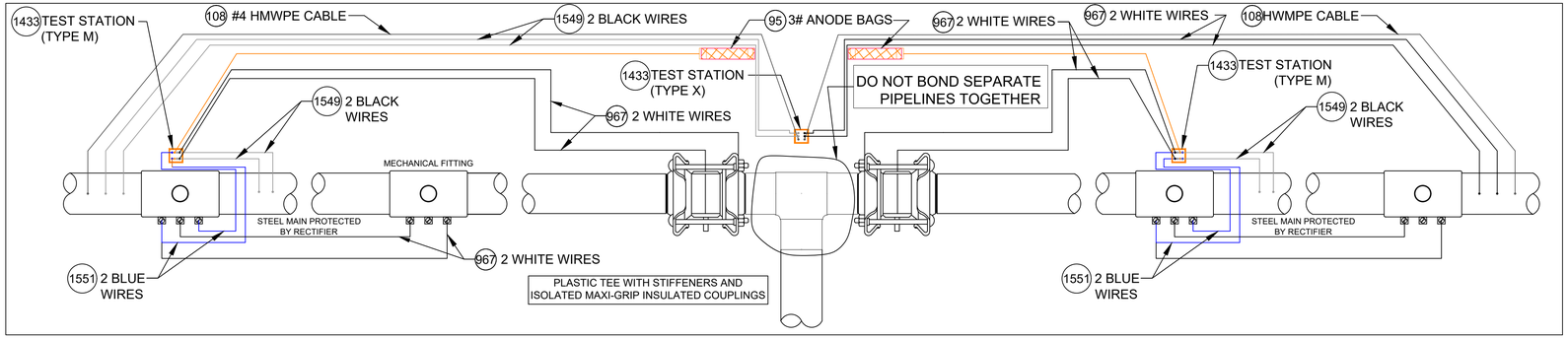

ANODE INSTALLATION FOR MULTIPLE MECHANICAL FITTINGS
INSTALLED ON NON-ELECTRICALLY CONTINUOUS SECTIONS OF COATED STEEL PIPING

DETAIL CP17
SCALE: 1/2" = 1'-0"

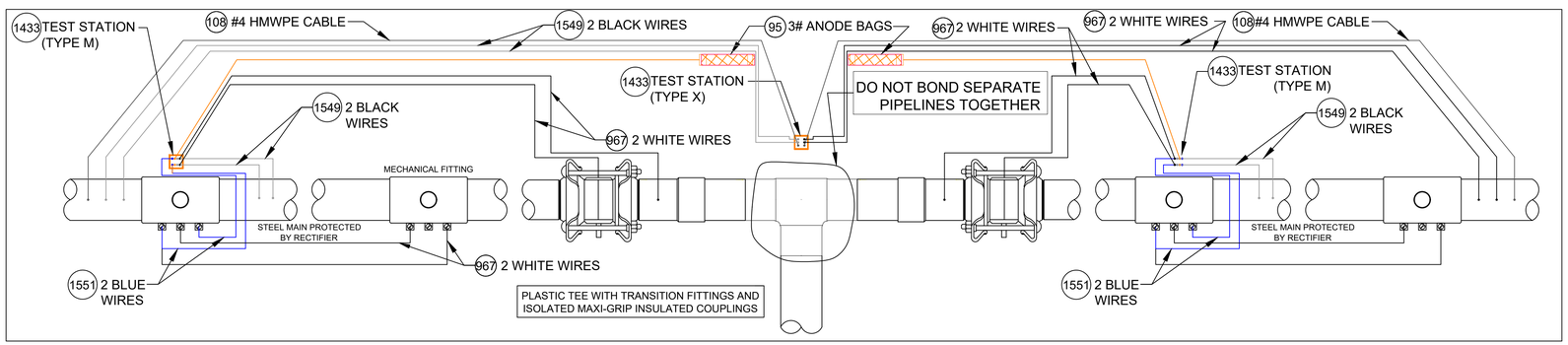

ANODE INSTALLATION FOR MULTIPLE MECHANICAL FITTINGS
INSTALLED ON NON-ELECTRICALLY CONTINUOUS SECTIONS OF COATED STEEL PIPING

DETAIL CP17A
SCALE: 1/2" = 1'-0"

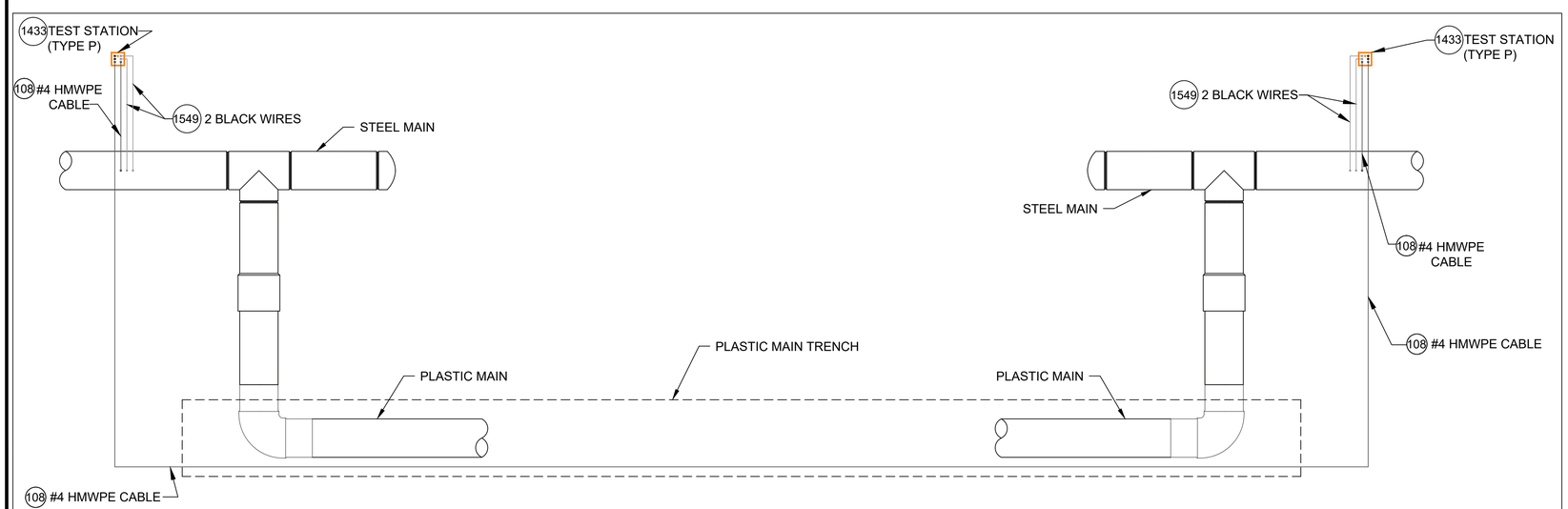

TYPE P TEST STATION
DETAIL CP18
SCALE: 1/2" = 1'-0"

CATHODIC PROTECTION BILL OF MATERIALS MASTER BOM

Item	Maximo No.	Description	Units
25	500804	WELDER,THERMITE, THERMITE, FOR GAS PIPE, #12 CABLE,HORIZONTAL STEEL PIPE 4 IN AND LARGER DIAMETER	EA
26	500805	WELDER,THERMITE, THERMITE, FOR GAS PIPE, #12 CABLE, HORIZONTAL STEEL PIPE 3/4 - 3-1/2 IN DIAMETER	EA
69	503673	TAPE,WAX, 9 FT LG X 4 IN W, 24 ROLLS/CS, ABOVE AND BELOW GROUND APPLICATIONS, TR-#2A WAX, ALUMINUM	ROLL
95	505818	ANODE,BAG, 2.5 X 2.5 X 4.5 IN, 10 FT LG, 3 LB, MAGNESIUM	EA
101	508567	POWDER, CARTRIDGE, TYPE IS F-33, ALLOY , CAP COLOR CLEAR, 15 GM CHARGE, 20/PAC, FOR STEEL PIPE	BOX
102	508572	PRIMER, 4 GAL/CASE, BROWN, FOR WAX TAPE, APPLICATION TEMP 0 TO 230 F, TEMCOAT 3000	EA
108	513850	CABLE, INSULATED, CATHODIC PROTECTION, 1/C, #4 AWG, 7 STR, 600 V, BLACK, HMWPE, CU, 1000 FT ROLLS	FT
116	517626	CONNECTOR, SPLIT BOLT, 12 SOLID - 10 STRANDED, CU TO CU, HOUSING (COVER) MATE IN 590389,	EA
657	559168	SLEEVE,ELECTRICAL, #14 TO 10 AWG, W/ THERMITE WELDER, FOR CATHODIC PROTECTION	EA
874	577776	ANODE,BAG, 17 LB NET, HIGH POTENTIAL MAGNESIUM, W/ 10 FT #10 AWG TW ORANGE LEAD WIRE, PACKED IN CARDBOARD BOX 42 LB TOTAL WEIGHT	EA
967	578415	WIRE,ELECTRICAL, THHN, 1/C, #10 AWG, STRANDED, WHITE, INSULATED, CU, 500 FT SPOOL, WIRE	ROLL
1219	584045	EDI CONCENTRIC COUPON ASSEMBLY INCLUDING UCB-ZIN-LW010, 10 FT OF CABLE	ES
1418	590389	HOUSING, 50 V MAX, 10 AWG MAX, FOR PROTECTING TRACER WIRE SPLICES, USED WITH CONNECTOR IN 517626. 10/BAG	EA
1433	590871	BOX VALVE, TEST STATION, CP TEST #178, 10-1/4 IN DIA. LID, 8-3/8 IN I.D. 16 IN H., ASTM A48 CL 25 CAST IRON, FOR OFF-ROAD USE ONLY	EA
1548	603126	EDI CONCENTRIC COUPON ASSEMBLY INCLUDING UCB-ZIN-LW025, 25 FT OF CABLE	ES
1549	603139	WIRE,ELECTRICAL, THHN, 1/C, #10 AWG, STRANDED, BLACK, INSULATED, CU, 500 FT SPOOL,WIRE	ROLL
1550	603140	WIRE,ELECTRICAL, THHN, 1/C, #10 AWG, STRANDED, RED, INSULATED, CU, 500 FT SPOOL, WIRE	ROLL
1551	603141	WIRE,ELECTRICAL, THHN, 1/C, #10 AWG, STRANDED, BLUE INSULATED, CU, 500 FT SPOOL, WIRE	ROLL
1565	603423	TAPE,WAX, 9 FT LG X 6 IN W X 70-90 MIL THK, 16 ROLLS/CS, ABOVE AND BELOW GROUND APPLICATIONS, TR-#2A WAX, ALUMINUM	ROLL
1573	603769	TRENTON-FILL POR PM-GP,140 FA, FOR FILLING VOIDS & IRREGULAR SPACES PRIOR TO WRAPPING W/WAX TAPE, 0F TO 110F APPLICATION TEMPERATURE, 6 BLOCKS/CASE,	CASE
1576	603894	BOX,CORROSION, 18 IN LG, 5 IN DP, CI, W/ 5 TERMINAL, HOOKS, NON-LOCKING LID, YELLOW, LID MARKED 'CP TEST' - CATHODIC PROTECTION, CP TEST BOX	EA
1845	513849	CABLE, INSULATED, CATHODIC PROTECTION, 1/C, #8 AWG, 600 V	EA
1846	584942	WIRE,ELECTRICAL, CATHODIC PROTECTION CABLE, #6, HMWPE INSULATED	EA
1847	583055	ENCAPSULATION KIT, 2 PART, RESIN EPOXY, MOLD BODY, THRU 1 KV, INSULATES AND MOISTURE SEALS WYE CONNECTIONS	EA

NOTES:

1. ALL TEST STATION BOXES SHOULD BE INSTALLED IN A SAFE LOCATION WHERE ONE INDIVIDUAL CAN SAFELY OPEN AND ACCESS THE TEST WIRES. ALL TEST WIRES INSIDE THE BOX SHOULD HAVE ENOUGH SLACK ON THE WIRES SO THEY CAN EXTEND A MINIMUM OF 12" ABOVE GRADE.
2. FOR TYPE A TEST STATIONS, THE TWO WIRES SHOULD BE THERMITE WELDED TO THE COATED STEEL MAIN AND BE THE SAME COLOR. (COUPONS COULD BE ADDED TO THE TEST STATION TYPE).
3. FOR TYPE B TEST STATIONS, EACH OF THE FOUR WIRES SHOULD BE A DIFFERENT COLOR AND DOCUMENTED
4. FOR TYPE C TEST STATIONS, THE WIRES SHOULD BE THE SAME COLOR ON EACH SIDE OF THE INSULATED COUPLING. (ANODES AND/OR COUPONS COULD BE ADDED TO THIS TEST STATION TYPE).
5. FOR TYPE D TEST STATIONS WHICH ARE AT A CASING, WHITE WIRES ARE NORMALLY INSTALLED ON THE STEEL CASING AND BLACK WIRES ARE INSTALLED ON THE CARRIER PIPE. (ANODES AND/OR COUPONS COULD BE ADDED TO THIS TEST STATION TYPE).
6. FOR TYPE M TEST STATIONS, THE TWO WIRES THERMITE WELDED TO THE CARRIER PIPE SHOULD BE THE SAME COLOR WIRE. THERE IS ALSO MAGNESIUM ANODE(S) WIRE(S) LOCATED INSIDE THE TEST STATION BOX.THE WIRE COLOR (TYPICALLY ORANGE) FOR THE ANODES. IF THE ANODE WIRES ARE SPLICED TO A COMMON ANODE HEADER CABLE, THE ANODE HEADER CABLE SHOULD BE A (WHITE OR RED) DIFFERENT COLOR WIRE THAN THE WIRE THAT WAS THERMITE WELDED TO THE CARRIER PIPE. AT A TYPE M TEST STATION, NO MAGNESIUM ANODES SHOULD BE DIRECTLY THERMITE WELDED TO THE CARRIER PIPE OR IN CONTACT WITH THE CARRIER PIPE. THE ANODE HEADER WIRE OR INDIVIDUAL ANODE WIRES SHOULD TERMINATE INSIDE THE TEST STATION BOX. ANODES SHOULD BE SPACED A MINIMUM OF 5' ON CENTER FROM EACH OTHER AND A MINIMUM OF 12" AWAY AND BELOW THE BOTTOM OF THE STEEL MAIN.
7. IF COUPONS ARE TO BE INSTALLED , FIRST REMOVE THE PROTECTIVE LABEL COVERING THE STEEL COUPON AND THE RED STICKERS COVERING EACH SENSING PORT. CLEAN THE ENTIRE STEEL COUPON SURFACE WITH ALCOHOL TO REMOVE THE CORROSION INHIBITOR .PLACE THE COUPON ASSEMBLY APPROXIMATELY 12" FROM THE GAS MAIN BEING MONITORED WITH THE SENSING PORTS FACING THE GAS MAIN. THE COUPON ASSEMBLY SHOULD BE LOCATED ADJACENT TO THE BOTTOM PORTION OF THE GAS MAIN, ANYWHERE BETWEEN 3 O'CLOCK AND 9 O'CLOCK. THE SOIL BETWEEN THE COUPON AND THE MAIN SHOULD BE WELL COMPACTED AND CONTAIN NO ROCKS LARGER THAN A CENTIMETER IN DIAMETER OR FOREIGN MATERIAL.
8. ONE (1) 3# ANODE (MINIMUM) SHALL BE INSTALLED TO PROTECT THE CLAMPS ON EACH 10-FOOT SPAN OF PIPE. EACH 10-FOOT SPAN OF PIPE MUST BE A CONTINUOUS SECTION OF STEEL. CLAMPS ON NON-CONTINUOUS SECTIONS OF STEEL EVEN IF THEY ARE WITHIN 10 FEET OF EACH CANNOT BE PROTECTED BY THE SAME ANODE.
9. REFER TO CONSTRUCTION STANDARD CS-500 SECTION IV.G WHICH PROVIDES GENERAL GUIDANCE REGARDING "WRAPPING" FOR CORROSION PROTECTION. CS-500 SECTION IV.G.5. DESCRIBES THE BASIC STEPS REQUIRED TO WRAP LEAK REPAIR CLAMPS.

NOTE: WHEN MULTIPLE WIRES FROM DIFFERENT PIPE SECTIONS ARE IN THE SAME TEST STATION, THE WIRES FROM THE SAME PIPE SECTION AND ASSOCIATED ANODE WILL BE TAPED TOGETHER INSIDE THE TEST STATION.

No.	Description	Date	Dw/Ck/Ap
6	ADDED DETAIL CP18 FOR TYPE P TEST STATION	07/03/24	WBH/KJK/MJL
5	REVISED BOM ITEMS TO MATCH STANDARD BOM REV. 10	02/21/24	WBH/KJK/MJL
4	REVISED BOM ITEMS TO MATCH STANDARD BOM REV. 9	11/17/23	WBH/KJK/MJL
3	REVISED BOM ITEMS TO MATCH STANDARD BOM REV. 8	03/13/23	WBH/KJK/MJL
2	ADDED DETAILS CP10,16A & 17A AND REVISED OTHER DETAILS	02/08/23	WBH/KJK/MJL
1	ADDED DETAILS CP12 & CP13, NOTES AND REVISED BOM	02/02/21	WBH/KJK/MJL

Revision/Status

EVERSOURCE ENERGY

STANDARD CS-500 CORROSION DETAILS
STREET ADDRESS, TOWN/CITY
DETAILS, NOTES AND BILL OF MATERIALS

FIELD VERIFY DIMENSIONS PRIOR TO PIPE FABRICATION

SCALE: 1/2" = 1'-0" SHEET 3 OF 3

Drawn by / Date	Checked by / Date	Sheet Number	Rev. No.
WBH 10/05/20	KJK 10/19/20	MA-COR-STD-001-03	6
Approved by / Date MJL 10/19/20			

Denwall Dr - Pro Drawing Rev0.dwg
C:\users\kquinton\projectwise\fs\d0501186\
Nov 18, 2025 - 2:54pm

Denwall Dr - Pro Drawing Rev0.dwg

C:\users\kquinton\projectwise\fsl\d0501186\

No.	Description	Date	Dw/Ck
A	ISSUED FOR REVIEW	11/18/25	AWF/KMQ

Revision/Status

DENWALL DR, SPRINGFIELD, MA

PROJECT # 26EG098 / WORK ORDER # 23340665

PLAN

FIELD VERIFY DIMENSIONS
PRIOR TO PIPE FABRICATION

SCALE: NTS

SHEET 16 OF 16

Drawn by / Date	Checked by / Date	Drawing Number	Rev. No.
		26-MA-SPR-00350-DR-16	A

Nov 18, 2025 - 2:54pm

EVERSOURCE

Honorable Mayor and City Council
City of Springfield
City Hall
Court Street
Springfield, MA 01103

ATTN: Mr. Anthony Wilson, City Clerk

PROJECT NAME: Denwall Dr – GSEP

Ladies & Gentlemen:

Eversource Gas of Massachusetts (EGMA) hereby requests that it be granted a location for and permission to install underground gas facilities within a section of the Denwall Dr neighborhoods (as seen in the attached plan). Work will extend to the following streets in varying degrees/durations:

Street Name	From	To
Creswell Dr	Sunrise Te	Fairlawn St
Pineview Dr	Sunrise Te	Wilbraham Rd
Denwall Dr	Sunrise Te	Wilbraham Rd

This Project will introduce modernized high-density polyethylene gas infrastructure to the area, and retire aged cast iron gas infrastructure. All proposed work by EGMA will include such laterals and service connections as it may now or subsequently find necessary.

Sincerely,

Matthew Nichols

Matthew Nichols
Project Engineer
Eversource Gas of Massachusetts
2025 Roosevelt Avenue
Springfield, MA 01104
Cell: 781-490-3039
Email: matthew.nichols@eversource.com

ORDER FOR THE LOCATION OF UNDERGROUND CONDUIT

WHEREAS, the Board of Public Works, to which was referred the petition of Eversource-Gas to install underground gas facilities in a section of Forest Park Neighborhood in Springfield, to install medium-pressure and retire low-pressure cast iron gas infrastructure.

WHEREAS*,* said petition, Normandy Road. was referred to the Board of Public Works on November 20, 2025; and

WHEREAS, On December 24, 2025, a Notice of a Public Hearing on Normandy Road to be held on January 14, 2026, was sent by mail, to all property owners abutting an affected road, various Departments, Utility Companies, etc before the day of the hearing and posted on two public bulletin board a copy of which is attached a hearing of the Board of Public Works was held as scheduled on-site with the petitioner and interested parties.

WHEREAS, on January 14, 2026, the Board of Public Works reported thereon that, after careful consideration of the petition of Eversource Gas to install approximately 3,800 feet of 2" plastic underground gas facilities within a section of Forest Park Neighborhood at Normandy Rd, and Park Drive to replace low-pressure cast-iron gas infrastructure; all substantially shown on a plan attached with the project name:

Normandy Road.

Consisting of twenty-eight (28) sheets, which plan is incorporated herein by reference and is on file in the office of the Engineering Division of the Department of Public Works, Springfield, Massachusetts.

WHEREAS, the petition on Normandy Road came before the City Council for a Public Hearing on this date,

NOW, THEREFORE, BE IT ORDERED:

1. That due care for public safety is exercised during construction, including but not limited to the use of a police officer(s) for traffic control if necessary.

2. That said, construction would not unnecessarily interfere with the movement of vehicular or pedestrian traffic in the area.

3. That care be taken during said construction not to damage any underground services.

4. That the construction site be returned to the same condition as found or better.

5. Said company shall indemnify and save harmless against all damages, costs, and expenses whatsoever to which the City may be subjected in consequence of the acts or neglect of said Company, its agents or servants, or in any manner arising from the rights and privileges granted it by the City.

6. In addition, said company shall, before a public way is disturbed for the laying of its wire or conduit, execute its bond in the penal sum of Ten Thousand Dollars ($10,000) conditioned for the faithful performance of its duties under this permit.

7. Said company shall comply with the requirements of existing Ordinances and orders and comply with any changes in Ordinances and orders as may hereafter be adopted by the Mayor and Council governing the construction and maintenance of buried cable, conduits, and wires.

8. Any sidewalks that are damaged or removed will be replaced in kind and in accordance with the City of Springfield's Standard Specifications.

9. Ramps for the handicapped will be provided if and where required by law and in conformance with the Rules and Regulations of the Massachusetts Architectural Barrier Board.

10. Any curbing that is disturbed during construction will be reset to the established street grade using proper construction procedures.

11. That all proposed silo, manhole, and hex-hole covers will conform to and be compatible with an established street, tree belt, or sidewalk grades with suitable non-skid covers when in the sidewalk area.

12. The Springfield Water and Sewer Commission be notified before construction begins. All installations of adjacent utilities must be a minimum of 4 feet from the existing water and/or sewer main, edge to edge of the pipe.

13. That asphalt trench restoration be done in accordance with the City of Springfield DPW requirements.

14. That all conditions outlined in the respective order are complied with.

CITY OF SPRINGFIELD, MASSACHUSETTS

January 14, 2026

TO THE MAYOR AND CITY COUNCIL OF THE CITY OF SPRINGFIELD:

The Board of Public Works, to which was referred the petition of the Eversource-Gas of Massachusetts, dated November 20, 2025, to install approximately 3,800 feet of 2" plastic underground gas facilities within a section of Forest Park Neighborhood at Normandy Rd, and Park Drive to replace low-pressure cast-iron gas infrastructure. The Denwall Drive plan is incorporated herein by reference, and to lay and maintain underground gas main pipes for improvements of the system, reports thereon as follows:

By virtue of Chapter 708 of the Acts of 1977, the Board of Public Works held the hearing on the above matter provided for in Section 22 of Chapter 166 of the General Laws. The hearing was held on January 14, 2026, at 3:30 P.M. in front of #37 Normandy Rd.in Springfield, MA, after due notice from the office of the City Clerk. Two (2) members of the Board and one (1) person interested in the matter were present. Of the latter, one (1) voted in favor, and no one (0) voted against.

The Board finds the request necessary so that the utility company can upgrade existing underground facilities to improve the quality of service in this area.

After careful consideration, the Board recommends the petition be granted, provided:

That due care for public safety is exercised during construction, including but not limited to the use of a police officer(s) for traffic control if necessary.

That said, construction would not unnecessarily interfere with the movement of vehicular or pedestrian traffic in the area.

That care be taken during said construction not to damage any underground services.

That the construction site be returned to the same condition as found or better.

Said company shall indemnify and save harmless against all damages, costs, and expenses whatsoever to which the City may be subjected in consequence of the acts or neglect of said Company, its agents or servants, or in any manner arising from the rights and privileges granted it by the City.

In addition, said company shall, before a public way is disturbed for the laying of its wire or conduit, execute its bond in the penal sum of Ten Thousand Dollars ($10,000) conditioned for the faithful performance of its duties under this permit.

Said company shall comply with the requirements of existing Ordinances and orders and comply with any changes in Ordinances and orders as may hereafter be adopted by the Mayor and Council governing the construction and maintenance of buried cable, conduits, and wires.

Any sidewalks that are damaged or removed will be replaced in kind and in accordance with the City of Springfield's Standard Specifications.

Ramps for the handicapped will be provided if and where required by law and in conformance with the Rules and Regulations of the Massachusetts Architectural Barrier Board.

Any curbing that is disturbed during construction will be reset to the established street grade using proper construction procedures.

That due care be exercised not to unnecessarily damage any public shade trees located within the construction area.

The Springfield Water and Sewer Commission should be notified before construction begins. All installations of adjacent utilities must be a minimum of 4 feet from the existing water and/or sewer main, edge to edge of the pipe.

That all conditions outlined in the respective order are complied with.

John J. Fitzgerald)
) BOARD OF PUBLIC WORKS
)

TABLE OF CONTENTS

SHEET #	TITLE
1 OF 28	COVER SHEET
2 OF 28	NOTES
3 OF 28	LEGEND
4 OF 28	PROJECT LOCATION PLANS
5 OF 28	PROJECT LOCATION PLANS
6 OF 28	PROJECT LOCATION PLANS
7 OF 28	PROJECT LOCATION PLANS
8 OF 28	PROJECT LOCATION PLANS
9 OF 28	PROJECT LOCATION PLANS
10 OF 28	PROJECT LOCATION PLANS
11 OF 28	PROJECT LOCATION PLANS
12 OF 28	PROJECT LOCATION PLANS
13 OF 28	PROJECT LOCATION PLANS
14 OF 28	MA PREPARATORY AND FINAL TIE-IN DETAILS
15 OF 28	MA PREPARATORY AND FINAL TIE-IN DETAILS
16 OF 28	MA PREPARATORY AND FINAL TIE-IN DETAILS
17 OF 28	MA PREPARATORY AND FINAL TIE-IN DETAILS
18 OF 28	MA PREPARATORY AND FINAL TIE-IN DETAILS
19 OF 28	MA PREPARATORY AND FINAL TIE-IN DETAILS
20 OF 28	MA PREPARATORY AND FINAL TIE-IN DETAILS
21 OF 28	MA PREPARATORY AND FINAL TIE-IN DETAILS
22 OF 28	MA PREPARATORY AND FINAL TIE-IN DETAILS
23 OF 28	MA PREPARATORY AND FINAL TIE-IN DETAILS
24 OF 28	MA PREPARATORY AND FINAL TIE-IN DETAILS
25 OF 28	MA CORROSION DETAILS
26 OF 28	MA CORROSION DETAILS
27 OF 28	MA CORROSION DETAILS
28 OF 28	BLANK GRIDDED SHEET

EVERSOURCE

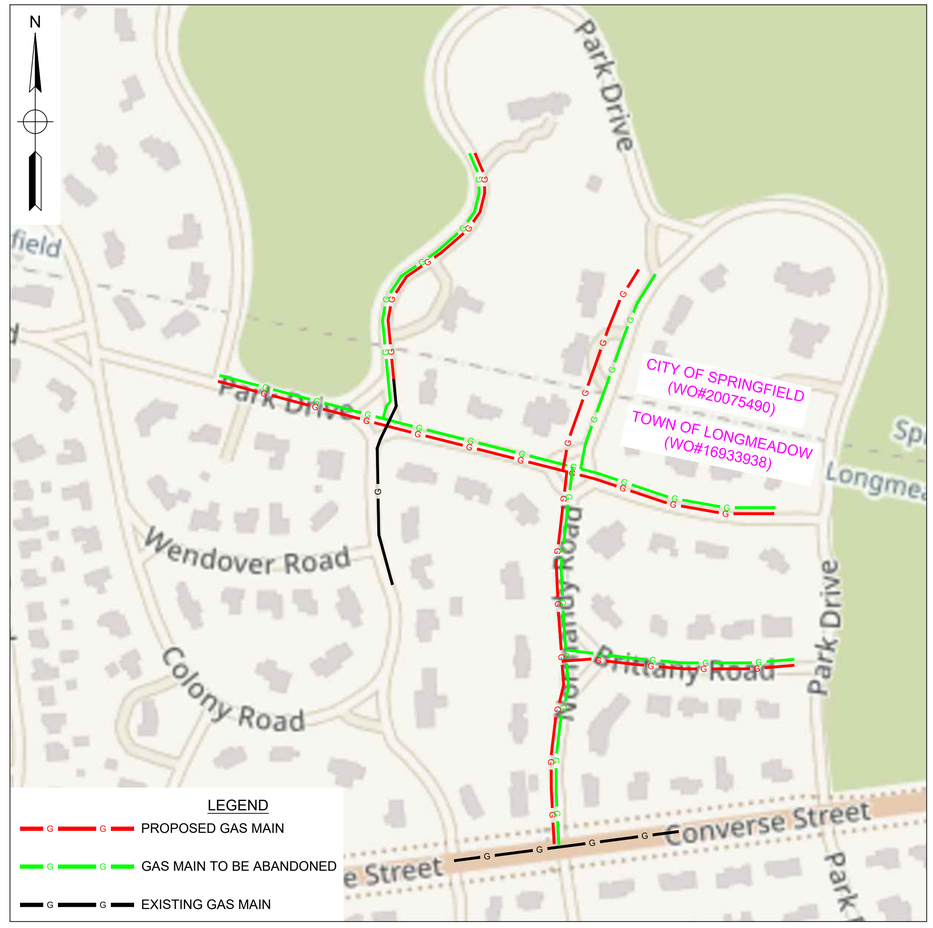

WORK SCOPE

PROJECT SUMMARY TABLE
INSTALLATION INFORMATION

Work Type	LENGTH (FT)	SIZE (IN)	MAOP	MATERIAL
INSTALL	3,829'	2"	60 psig - MP	HDPE
			INSTALLATION TOTAL	3,829'
			UPRATE/RETEST TOTAL	0'

PROJECT SUMMARY TABLE
ABANDONMENT INFORMATION

LENGTH (FT)	SIZE (IN)	MAOP	ABANDONMENT CLASS
290'	6"	14"WC	Bare ST/ Unprotected CS (GSEP)
83'	4"	14"WC	CI (GSEP)
3,585'	6"	14"WC	CI (GSEP)
		GSEP ABANDONMENT SUBTOTAL	3,958'
		NON-GSEP ABANDONMENT SUBTOTAL	0'
		ABANDONMENT TOTAL	3,958'

NORMANDY RD - GSEP, LONGMEADOW, MA
PROJECT #24EG156
WORK ORDER #16933938/20075490

ISSUED FOR CONSTRUCTION

COMMONWEALTH OF MASSACHUSETTS
MARK E. PETROSKI
11/19/2025
CIVIL
NO. 54037
REGISTERED PROFESSIONAL ENGINEER

THE DDS COMPANIES
153 CORDAVILLE RD
SUITE 210
SOUTHBOROUGH, MA 01772
(781) 385-4644

PROJECT # 71240106

FIELD VERIFY DIMENSIONS PRIOR TO PIPE FABRICATION

REV	Description	Date	Dw/Ck
01	REVISIONS PER EVERSOURCE COMMENTS	11/20/25	MDR/MEP
00	ISSUED FOR CONSTRUCTION	10/16/25	SBA/MEP

Revision/Status

EVERSOURCE
NORMANDY RD - GSEP, LONGMEADOW, MA
PROJECT # 24EG156 / WORK ORDER # 16933938/20075490
COVER SHEET
SCALE: 1" = 250' ON 22"X34" SHEET 01 OF 28

Drawn by / Date	Checked by / Date	Drawing Number	Rev. No.
PTC / 10/16/2025	SBA / 10/16/2025	MA-SPR-PIP-24-058-01	01

S:\Projects\71 Energy\20241\71240106 - Eversource - Normandy St\DW\GIBASE\

Nov 20, 2025 - 10:56am

GENERAL NOTES:

A. IF ANY OF THE FOLLOWING OCCUR A DRAWING REVISION IS REQUIRED AND MUST BE APPROVED AND/OR STAMPED BY THE ENGINEER OF RECORD. CHANGES CAN BE APPROVED AND/OR STAMPED BY A PROJECT ENGINEER, BUT THE ENGINEER OF RECORD MUST BE INFORMED.

1. IF THE TIE IN POINT MOVES TO A DIFFERENT SEGMENT OF PIPE THAN SHOWN.
2. IF A CHANGE IN THE LOCATION OF VALVES IS REQUIRED.
3. IF THERE IS ANY CHANGE TO WHAT IS SHOWN ON THE DRAWING WITHIN 50 FT OF A PRESSURE REGULATING STATION, DISTRICT REGULATOR, OR GATE STATION.
4. IF A CHANGE IN PIPE SIZE, MATERIAL, OR WALL THICKNESS IS REQUIRED.
5. ALTERNATE FITTINGS THAT ARE ACCEPTABLE FOR ANY TIE-IN DETAIL WILL BE CALLED OUT IN THE DRAWING. FITTING CHANGES NOT SHOWN AS ALTERNATIVES ON THE DRAWING WILL NEED TO FOLLOW THE DRAWING CHANGE PROCESS CONTAINED IN SECTION V.D.

B. CONSTRUCTION DRAWINGS, LOCATIONS OF EXISTING UTILITIES, UNDERGROUND STRUCTURES AND WORK LOCATIONS ARE BASED ON BEST AVAILABLE INFORMATION BUT HAVE NOT BEEN FIELD VERIFIED.

C. ALL WORK, MATERIAL AND CONSTRUCTION SHALL BE PERFORMED AND COMPLETED IN COMPLIANCE WITH ALL PERMITS AND APPROVALS PER EVERSOURCE, LOCAL, STATE, OSHA AND FEDERAL REGULATIONS AND STANDARDS.

D. ALL LIVE GAS WORK EXCEPT SERVICE SIZE TAPS, INCLUDING BUT NOT LIMITED TO TAPPING OF FITTINGS ON LIVE MAINS, STOPPING, MANIPULATING VALVE, ABANDONMENT, SHALL BE PERFORMED BY, OR AT THE DIRECTION AND UNDER THE DIRECT SUPERVISION OF EVERSOURCE GAS PERSONNEL AND IN ACCORDANCE WITH THE WRITTEN PROCEDURE. DRAWING CHANGES MAY ALSO REQUIRE A CHANGE TO THE PROCEDURE.

E. EXCAVATOR IS REQUIRED TO PROTECT EXISTING UTILITIES, STRUCTURES, LANDSCAPES FEATURES, SIGNAGE, CURBS, ETC. CARE SHOULD BE TAKEN NOT TO DISTURB OR DAMAGE SUCH ITEMS. ROADWAY, SIDEWALKS, AND GRASS DISTURBED SHALL BE RESTORED TO THE SATISFACTION OF THE CITY OR TOWN. PLANT BEDS WILL BE RELOCATED TO THEIR EXISTING REGULAR LOCATION.

F. ALL TRAFFIC CONTROL SHALL CONFORM TO THE LATEST EDITION OF THE MANUAL OF UNIFORM TRAFFIC CONTROL DEVICES (MUTCD), INCLUDING ALL REVISIONS AND ADDENDA. ALL TRAFFIC CONTROL DEVICES WILL BE SUPPLIED BY EXCAVATOR.

DRAWING NOTES:

A. THE BASIS OF BEARING FOR ALL DRAWING SHEETS IS AN APPROXIMATED NORTH AMERICAN HORIZONTAL DATUM OF 1983 (NAD83).

B. THE BASIS OF ANY ELEVATIONS INCLUDED ON ALL DRAWING SHEETS IS AN APPROXIMATED NORTH AMERICAN VERTICAL DATUM OF 1988 (NAVD88).

C. NORTH DIRECTION INCLUDED ON ALL DRAWING SHEETS DEPICTS "TRUE NORTH" IN THE NORTH AMERICAN HORIZONTAL DATUM OF 1983 (NAD83) AND IS APPROXIMATE ONLY.

D. PROPERTY LINE AND PUBLIC RIGHT-OF-WAY INFORMATION INCLUDED ON ALL DRAWING SHEETS IS TAKEN FROM MASSGIS AND IS APPROXIMATE ONLY.

E. UNDERGROUND AND OVERHEAD UTILITY INFORMATION INCLUDED ON ALL DRAWING SHEETS IS TAKEN FROM EVERSOURCE ENERGY GIS AND/OR RECORD INFORMATION SUPPLIED BY UTILITY PROVIDERS AND IS APPROXIMATE ONLY.

F. THE LOCATION OF ALL EXISTING UTILITIES INCLUDED ON ALL DRAWING SHEETS SHALL BE FIELD VERIFIED. IT IS NOTED THAT ADDITIONAL UTILITY INFRASTRUCTURE MAY EXIST.

G. MASSACHUSETTS STATE LAW REQUIRES 72 HOURS ADVANCE NOTICE TO UTILITY COMPANIES BEFORE DIGGING BY ANYONE. CALL DIG SAFE: 811 .

NORMANDY ROAD, LONGMEADOW, MA — **COMPLETE BOM**

REQUIRED BILL OF MATERIALS

Item Number	Maximo Part Number	Description	Quantity	Units
15	500854	COUPLING, 2 IN IPS, ELECTROFUSION, HDPE, BLACK, ASTM F1055, GFCP	2	EA
48	500866	TEE, PIPE, NON-BLOWING, ELECTROFUSION TAPPING TEE 2 IN IPS MAIN X 1 /2 IN CTS 0.090 IN THK WALL STAB OUTLET, HDPE, BLACK	3	EA
55	500869	TEE,PIPE, NON-BLOWING, 6 X 1/2 IN CTS X 0.090 IN THK WALL SDR 7, ELECTROFUSION X COMPRESSION ENDS, POLYETHYLENE, PE3408	1	EA
62	500870	FITTING,TEE, 6 IN IPS X 2 IN IPS, ELECTROFUSION HIGH VOLUME TAPPING WITH BUTT FUSION OUTLET, HDPE, ASTM F1055, BLACK, GFCP	1	EA
370	513679	CABLE, INSULATED, MDP, #12 AWG, 7 STR, YELLOW, POLYETHYLENE-30, SOFT DRAWN CU, 500 FT/RL, FOR USED AS PIPE LOCATOR	3900	FT
201	542566	CAP,PIPE, 6 IN X 6.065 IN BORE X 0.280 IN THK WALL, WELDED END, CS, ASTM A234 GR B, ANSI B16.9, FOR USE IN GAS DISTRIBUTION	1	EA
8	542572	CAP,PIPE, 2 IN IPS SDR 11, BUTT END, POLYETHYLENE, P100	6	EA
230	542982	CLAMP,PIPE, REPAIR, 6 IN CIP, SS, W/1-1/4 NPT TAP, FOR 6.84 - 7.24 IN PIPE	7	EA
4	554032	PIPE, 2 IN IPS X 0.216 IN THK WALL SDR 11, 2.375 IN OD, 40 FT LG, POLYETHYLENE, PE3408/PE100, 3000 FT /BUNDLE, FOR WINTER USE	80	FT
359	554877	PLUG,PIPE, SQUARE HEAD, SOLID, 1-1/4 IN, THREADED END, BLACK IRON, ANSI B1.20.1	7	EA
361	554878	PLUG,PIPE, SQUARE HEAD, SOLID, 2 IN, THREADED END, BLACK IRON, ANSI B1.20.1	7	EA
29	560705	TEE,PIPE, 2 IN IPS SDR 11, BUTT ENDS, POLYETHYLENE, P100	3	EA
33	562087	VALVE,BALL, 2 IN IPS, POLYETHYLENE, SDR 11, BUTT WELD, W/ FULL PORT OPENING	6	EA
231	565814	FITTING, CLAMP, FULL SEAL REPAIR, 6 X 9 IN, FOR STEEL PIPE	6	EA
231	578003	FITTING,CLAMP, FULL SEAL REPAIR, 6 X 9 IN, FOR STEEL PIPE	5	EA
232	578022	FITTING,CLAMP, SERVI-SEAL REPAIR, 6 IN DIA, 9 IN LG, W/ 2 IN OUTLET, FOR CAST IRON PIPE	2	EA
246	578185	FITTING,COUPLING, VENTED, INSULATED, 6 IN, W/ END CAP, FOR STEEL PIPE, EZB6VIUMG	1	EA
60	584303	FITTING,TEE, 2 IN IPS X 2 IN IPS, HDPE, ELECTROFUSION HIGH VOLUME TAPPING TEE WITH BUTT FUSION OUTLET, HDPE, ASTM F1055, BLACK, GFCP	2	EA
3	592668	PIPE, 2 IN IPS SDR 11, 250 FT LG COIL, HDPE PE4710, BLACK, ASTM D2513, 102 PSIG, W/ YELLOW STRIPES, REPLACING ITEMS 554007 AND 554025	3900	FT
1660	602892	FITTING,TEE, 2 IN IPS X 1 IN IPS, ELECTROFUSION, HDPE, WITH BUTT FUSION OUTLET, HDPE, BLACK, ASTM F1055	6	EA
238	610399	FITTING,CAP, LINE, INSULATED, 6 IN, 6.90 IN OD, CI, W/ ANODE, FOR CI PIPE, CMA 21128001	2	EA
90	610757	FITTING,CAP, END, LYCOFIT, 1/2 IN CTS X 0.090 IN THK WALL, PLASTIC, CMA 750823	4	EA
98	610764	FITTING,COUPLING, PIPE, LYCOFIT, 1/2 IN CTS X 0.090 IN WALL THK, PLASTIC, CMA 21658100	4	EA
1656	620089	FITTING,COUPLING, PIPE, LYCOFIT, 1 IN IPS SDR11, PLASTIC	6	EA

OVERVIEW KEY MAP
NOT TO SCALE

ISSUED FOR CONSTRUCTION

COMMONWEALTH OF MASSACHUSETTS
MARK E. PETROSKI
11/19/2025
CIVIL
NO. 54037
REGISTERED PROFESSIONAL ENGINEER

THE DDS COMPANIES
153 CORDAVILLE RD
SUITE 210
SOUTHBOROUGH, MA 01772
(781) 385-4644

PROJECT # 71240106

FIELD VERIFY DIMENSIONS PRIOR TO PIPE FABRICATION

REV	Description	Date	Dw/Ck
01	REVISIONS PER EVERSOURCE COMMENTS	11/20/25	MDR/MEP
00	ISSUED FOR CONSTRUCTION	10/16/25	SBA/MEP

Revision/Status

EVERSOURCE

NORMANDY RD - GSEP, LONGMEADOW, MA

PROJECT # 24EG156 / WORK ORDER # 16933938/20075490

NOTES

SCALE: NTS — SHEET 02 OF 28

Drawn by / Date	Checked by / Date	Drawing Number	Rev. No.
PTC 10/16/2025	SBA 10/16/2025	MA-SPR-PIP-24-058-02	01

S:\Projects\71 Energy\2024\71240106 - Eversource - Normandy St\DWG\BASE\

Nov 20, 2025 - 10:56am

DRAWING LEGEND

GAS MAIN SYMBOLOGY

REGULATING STATION 50' BOUNDARY	
EXISTING GAS MAIN	G — G
PROPOSED GAS MAIN	G — G
EXISTING GAS SERVICE	G — G
PROPOSED GAS SERVICE	G — G
GAS MAIN TO BE ABANDONED	G — G
GAS MAIN WITH SERVICE TRANSFERS	G — G
GAS MAIN WITH PRESSURE INCREASE	G — G
PROPOSED EASEMENT	
EXISTING EASEMENT	
RIGHT-OF-WAY	
ELECTRIC	E — E
WATER LINE	W — W
SEWER LINE	S — S
TELEPHONE	T — T
DRAIN LINE	D — D
FENCE LINE	X X X X X
PROPERTY LINE	
BIO STREAM	
BIO WETLAND	
BIO WETLAND BUFFER	

GAS MAIN MATERIAL/PRESSURE LABEL REFERENCES

MATERIAL CODES

CS*	Coated Steel Gas Main
CI*	Cast Iron Gas Main
BS*	Bare Steel Gas Main
WI*	Wrought Iron Gas Main
PH*	High Density Polyethylene Gas Main
PM*	Medium Density Polyethylene Gas Main

PRESSURE CODES

*LP	Low Pressure (<0.5 PSIG or 14" W.C.)
*IP	Intermediate Pressure (>2 PSIG ≤ 10 PSIG)
*MP	Medium Pressure (>10 PSIG ≤ 60 PSIG)
*HP	High Pressure (>60 PSIG)

MISCELLANEOUS CODES

*-SER	Service
*-R	Riser
(TC)	Transmission Class

GAS MAIN INSTALLATION METHOD LABEL REFERENCES

AT	Attached
BH	Bridge Hanger
BLGH	Building Hanger
DB	Directional Bore
IS	Inserted
OC	Open Cut
PB	Pneumatic Bore
PL	Plowed
RT	Roof Top
(E)	Existing
(P)	Proposed

GAS FACILITY SYMBOLOGY

x"GV	Gas Valve
x"PV	Critical Gas Valve (Gate - GV, Plug - PV, PE Ball - BP, ST Ball - BV)
x"HVTT	High Volume Tapping Tee
x"SST	Pressure Control Fitting - ShortStopp Tee
x"SPH	Pressure Control Fitting - Spherical Tee
x"MF-BO	Pressure Control Fitting - Mueller Bottom-out
x"MF-SO	Pressure Control Fitting - Mueller Side-out
x"MF-FT	Pressure Control Fitting - Mueller Flange Tee Pressure Control Fitting
x"SS	- ShortStopp
x"MF	Pressure Control Fitting - Mueller Stopper Polytapp Side Saddle
x"x x" POLYTAP	Fitting
	Transition
	End Cap
	Riser
	Reducer
EM	Electronic Marker
TWS	Flush-mounted Tracer Wire Station
	Post Pipeline Marker with Tracer Wire
MM	Gas Main Marker without Tracer Wire
W	Test Well
R	Regulator Station
R	Single Customer Regulator
M	Meter
MR	Meter with Regulator
	Test Point (Station)
T	Gas Service Tie-over
R	Gas Service Replacement
MMO	Meter Move Out
	Coupling
	Drip

SWING TIE SYMBOLOGY

T	Telephone Manhole
D	Drain Manhole
E	Electric Manhole
	Catch Basin
S	Sewer Manhole
	Fire Hydrant
	Utility Pole
	Property Marker
T	Telephone Pedestal
C	Television Pedestal
U	Unknown Manhole
	Water Box
WG	Water Gate
E	Electric Pedestal
	Iron Pin
	Light Pole
	Inside Meter
	Outside Meter
	Tree

ISSUED FOR CONSTRUCTION

COMMONWEALTH OF MASSACHUSETTS
MARK E. PETROSKI
11/19/2025
CIVIL
NO. 54037
REGISTERED PROFESSIONAL ENGINEER

THE DDS COMPANIES
153 CORDAVILLE RD
SUITE 210
SOUTHBOROUGH, MA 01772
(781) 385-4644

PROJECT # 71240106

FIELD VERIFY DIMENSIONS PRIOR TO PIPE FABRICATION

REV	Description	Date	Dw/Ck
01	REVISIONS PER EVERSOURCE COMMENTS	11/20/25	MDR/MEP
00	ISSUED FOR CONSTRUCTION	10/16/25	SBA/MEP

Revision/Status

EVERSOURCE

NORMANDY RD - GSEP, LONGMEADOW, MA

PROJECT # 24EG156 / WORK ORDER # 16933938/20075490

LEGEND

SCALE: NTS — SHEET 03 OF 28

Drawn by / Date	Checked by / Date	Drawing Number	Rev. No.
PTC 10/16/2025	SBA 10/16/2025	MA-SPR-PIP-24-058-03	01

S:\Projects\71 Energy\2024\71240106 - Eversource - Normandy St\DWG\BASE\

Nov 20, 2025 - 10:57am

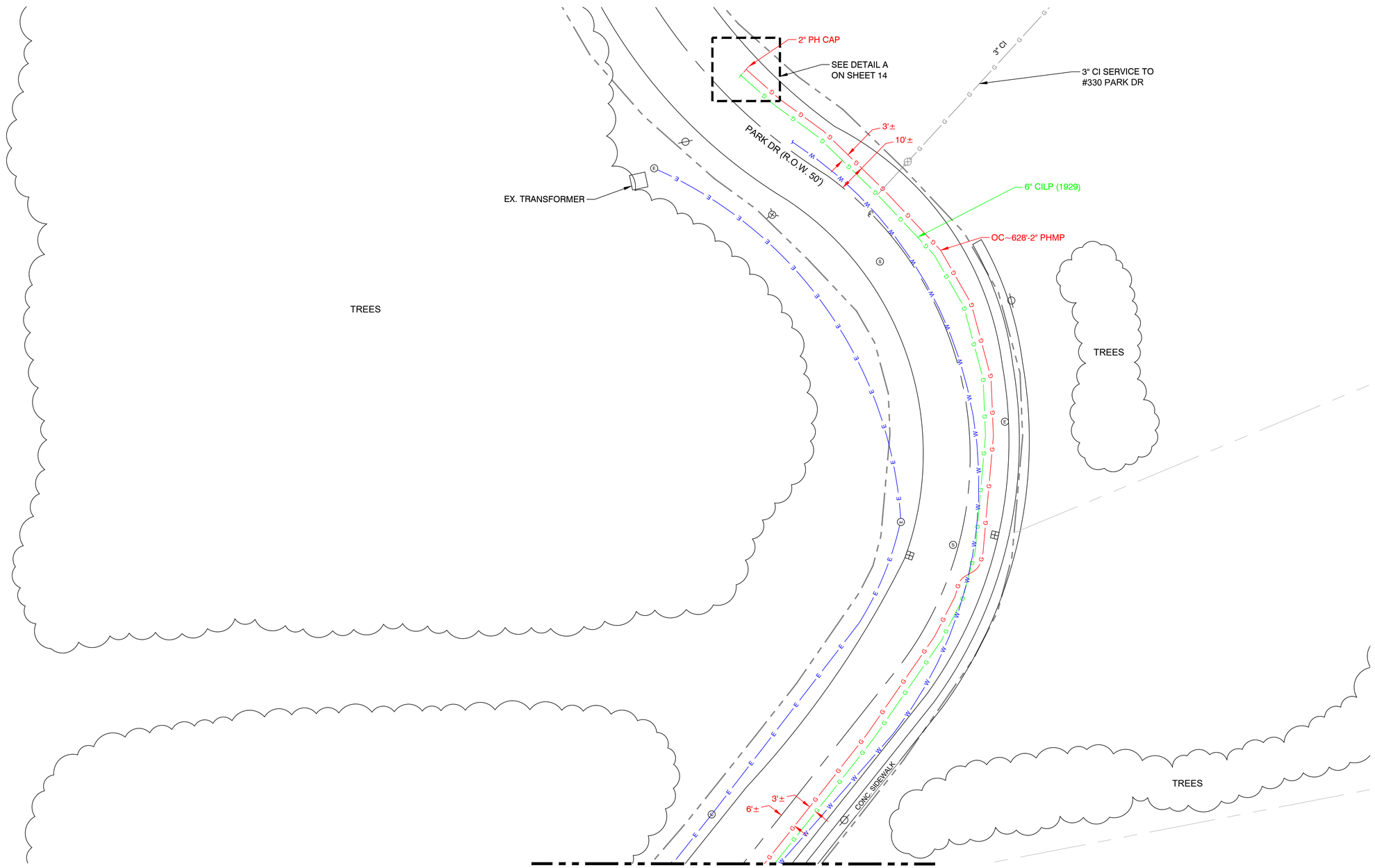

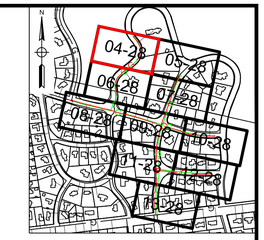

KEY MAP
SCALE: N.T.S.

N

REV	Description	Date	Dw/Ck
01	REVISIONS PER EVERSOURCE COMMENTS	11/20/25	MDR/MEP
00	ISSUED FOR CONSTRUCTION	10/16/25	SBA/MEP
	Revision/Status		

ISSUED FOR CONSTRUCTION

COMMONWEALTH OF MASSACHUSETTS
MARK E. PETROSKI
11/19/2025
CIVIL
NO. 54037
REGISTERED PROFESSIONAL ENGINEER

THE DDS COMPANIES
153 CORDAVILLE RD
SUITE 210
SOUTHBOROUGH, MA 01772
(781) 385-4644

PROJECT # 71240106

FIELD VERIFY DIMENSIONS
PRIOR TO PIPE FABRICATION

EVERSOURCE

NORMANDY RD - GSEP, LONGMEADOW, MA

PROJECT # 24EG156 / WORK ORDER # 16933938/20075490

PROJECT LOCATION PLANS

SCALE: 1"=20' ON 22"X34" SHEET 04 OF 28

Drawn by / Date	Checked by / Date	Drawing Number	Rev. No.
PTC 10/16/2025	SBA 10/16/2025	MA-SPR-PIP-24-058-04	01

S:\Projects\71 Energy\202471240106 - Eversource - Normandy St\DWG\BASE\

Nov 20, 2025 - 10:57am

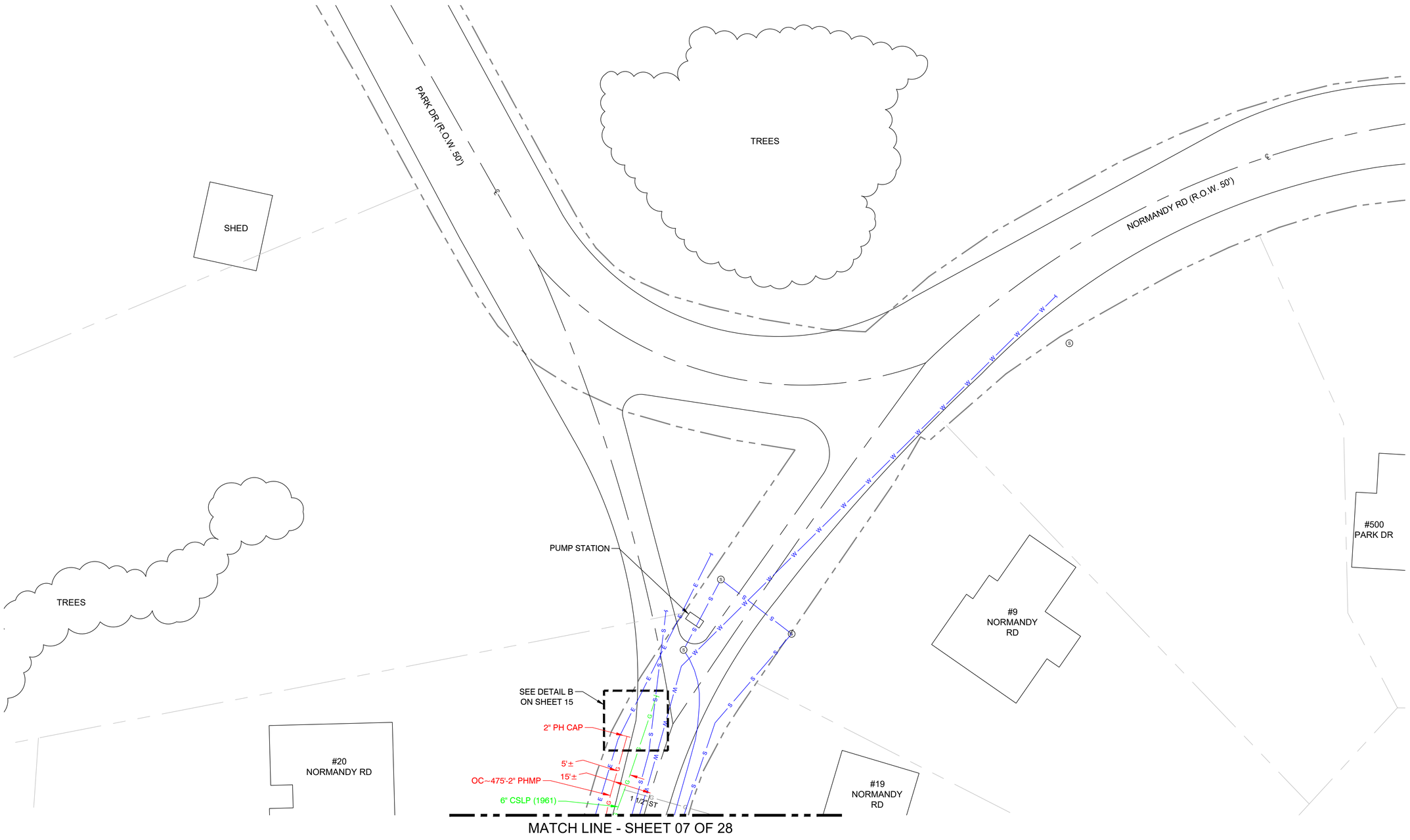

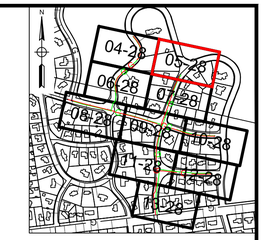

KEY MAP
SCALE: N.T.S.

N

REV	Description	Date	Dw/Ck
01	REVISIONS PER EVERSOURCE COMMENTS	11/20/25	MDR/MEP
00	ISSUED FOR CONSTRUCTION	10/16/25	SBA/MEP

Revision/Status

ISSUED FOR CONSTRUCTION

COMMONWEALTH OF MASSACHUSETTS
MARK E. PETROSKI
11/19/2025
CIVIL
NO. 54037
REGISTERED PROFESSIONAL ENGINEER

THE DDS COMPANIES
153 CORDAVILLE RD
SUITE 210
SOUTHBOROUGH, MA 01772
(781) 385-4644

PROJECT # 71240106

FIELD VERIFY DIMENSIONS PRIOR TO PIPE FABRICATION

EVERSOURCE

NORMANDY RD - GSEP, LONGMEADOW, MA

PROJECT # 24EG156 / WORK ORDER # 16933938/20075490

PROJECT LOCATION PLANS

SCALE: 1"=20' ON 22"X34" SHEET 05 OF 28

Drawn by / Date	Checked by / Date	Drawing Number	Rev. No.
PTC 10/16/2025	SBA 10/16/2025	MA-SPR-PIP-24-058-05	01

S:\Projects\71 Energy\2024\71240106 - Eversource - Normandy St\DWG\BASE\

Nov 20, 2025 - 10:57am

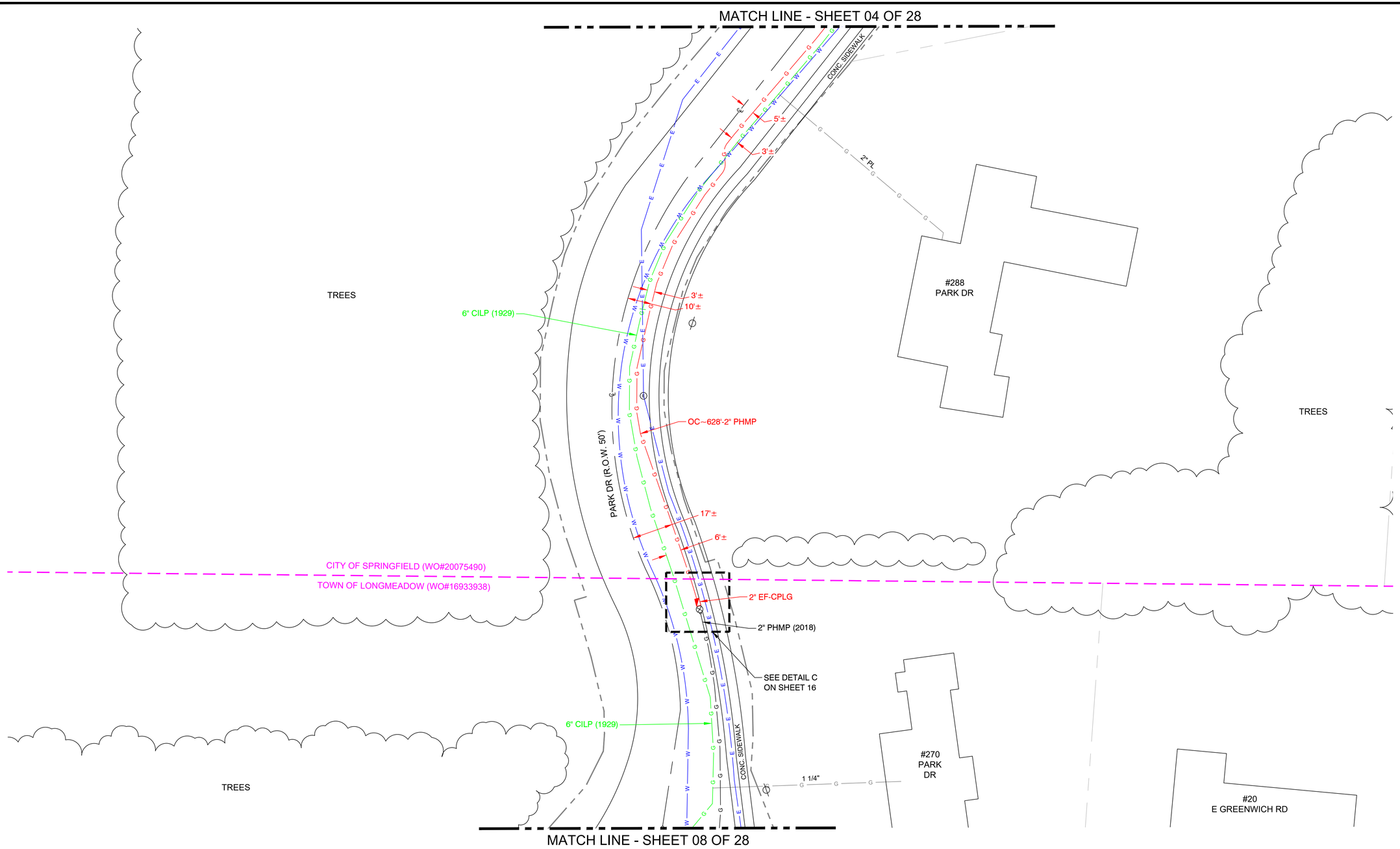

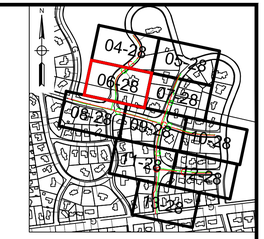

KEY MAP
SCALE: N.T.S.

N

REV	Description	Date	Dw/Ck
01	REVISIONS PER EVERSOURCE COMMENTS	11/20/25	MDR/MEP
00	ISSUED FOR CONSTRUCTION	10/16/25	SBA/MEP

Revision/Status

ISSUED FOR CONSTRUCTION

COMMONWEALTH OF MASSACHUSETTS
MARK E. PETROSKI
11/19/2025
CIVIL
NO. 54037
REGISTERED PROFESSIONAL ENGINEER

THE DDS COMPANIES
153 CORDAVILLE RD
SUITE 210
SOUTHBOROUGH, MA 01772
(781) 385-4644

PROJECT # 71240106

FIELD VERIFY DIMENSIONS
PRIOR TO PIPE FABRICATION

EVERSOURCE

NORMANDY RD - GSEP, LONGMEADOW, MA

PROJECT # 24EG156 / WORK ORDER # 16933938/20075490

PROJECT LOCATION PLANS

SCALE: 1"=20' ON 22"X34"

SHEET 06 OF 28

Drawn by / Date	Checked by / Date	Drawing Number	Rev. No.
PTC 10/16/2025	SBA 10/16/2025	MA-SPR-PIP-24-058-06	01

S:\Projects\71 Energy\2024\71240106 - Eversource - Normandy St\DWG\BASE\

Nov 20, 2025 - 10:57am

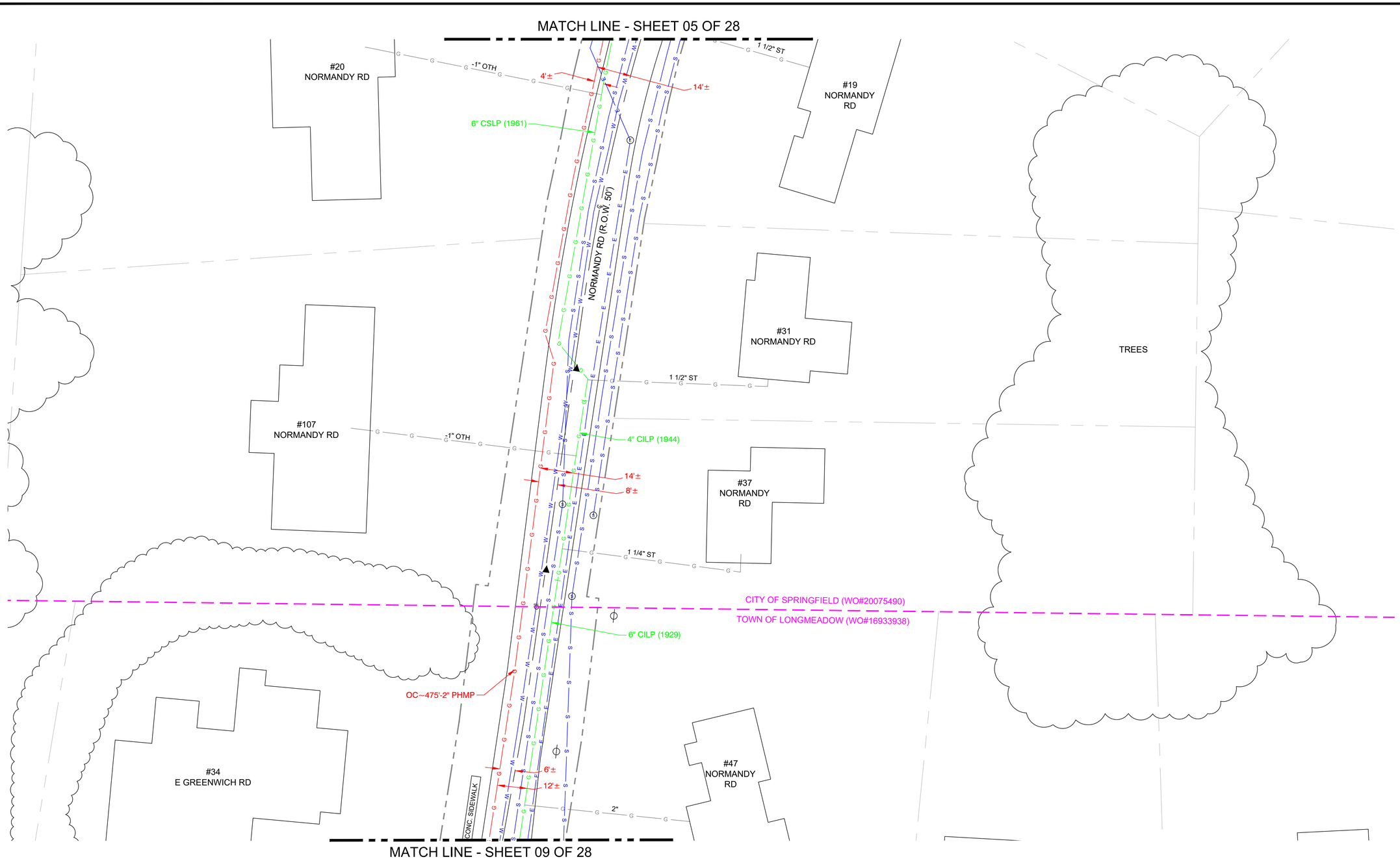

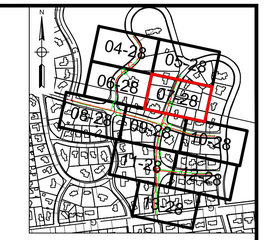

KEY MAP
SCALE: N.T.S.

N

REV	Description	Date	Dw/Ck
01	REVISIONS PER EVERSOURCE COMMENTS	11/20/25	MDR/MEP
00	ISSUED FOR CONSTRUCTION	10/16/25	SBA/MEP

Revision/Status

ISSUED FOR CONSTRUCTION

COMMONWEALTH OF MASSACHUSETTS
MARK E. PETROSKI
11/19/2025
CIVIL
NO. 54037
REGISTERED PROFESSIONAL ENGINEER

THE DDS COMPANIES
153 CORDAVILLE RD
SUITE 210
SOUTHBOROUGH, MA 01772
(781) 385-4644

PROJECT # 71240106

FIELD VERIFY DIMENSIONS PRIOR TO PIPE FABRICATION

EVERSOURCE

NORMANDY RD - GSEP, LONGMEADOW, MA

PROJECT # 24EG156 / WORK ORDER # 16933938/20075490

PROJECT LOCATION PLANS

SCALE: 1"=20' ON 22"X34"

SHEET 07 OF 28

Drawn by / Date	Checked by / Date	Drawing Number	Rev. No.
PTC 10/16/2025	SBA 10/16/2025	MA-SPR-PIP-24-058-07	01

S:\Projects\71 Energy\202417\240106 - Eversource - Normandy St\DWG\BASE\

Nov 20, 2025 - 10:57am

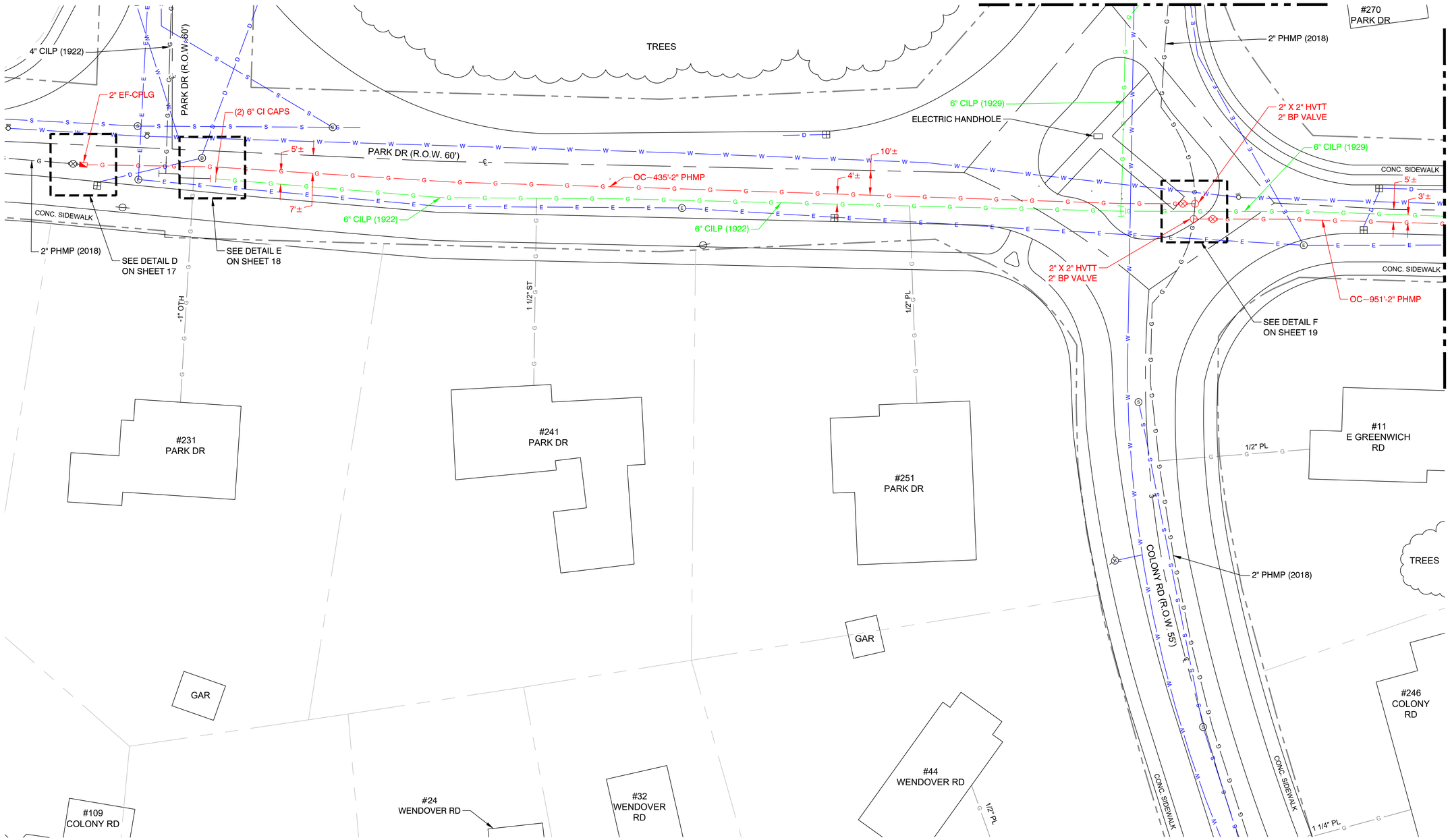

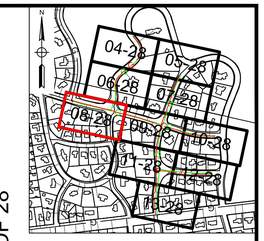

KEY MAP
SCALE: N.T.S.

REV	Description	Date	Dw/Ck
01	REVISIONS PER EVERSOURCE COMMENTS	11/20/25	MDR/MEP
00	ISSUED FOR CONSTRUCTION	10/16/25	SBA/MEP

Revision/Status

ISSUED FOR CONSTRUCTION

COMMONWEALTH OF MASSACHUSETTS
MARK E. PETROSKI
11/19/2025
CIVIL
NO. 54037
REGISTERED PROFESSIONAL ENGINEER

THE DDS COMPANIES
153 CORDAVILLE RD
SUITE 210
SOUTHBOROUGH, MA 01772
(781) 385-4644

PROJECT # 71240106

FIELD VERIFY DIMENSIONS
PRIOR TO PIPE FABRICATION

EVERSOURCE
NORMANDY RD - GSEP, LONGMEADOW, MA
PROJECT # 24EG156 / WORK ORDER # 16933938/20075490
PROJECT LOCATION PLANS
SCALE: 1"=20' ON 22"X34"
SHEET 08 OF 28

Drawn by / Date	Checked by / Date	Drawing Number	Rev. No.
PTC 10/16/2025	SBA 10/16/2025	MA-SPR-PIP-24-058-08	01

S:\Projects\71 Energy\2024\71240106 - Eversource - Normandy St\DWG\BASE\

Nov 20, 2025 - 10:57am

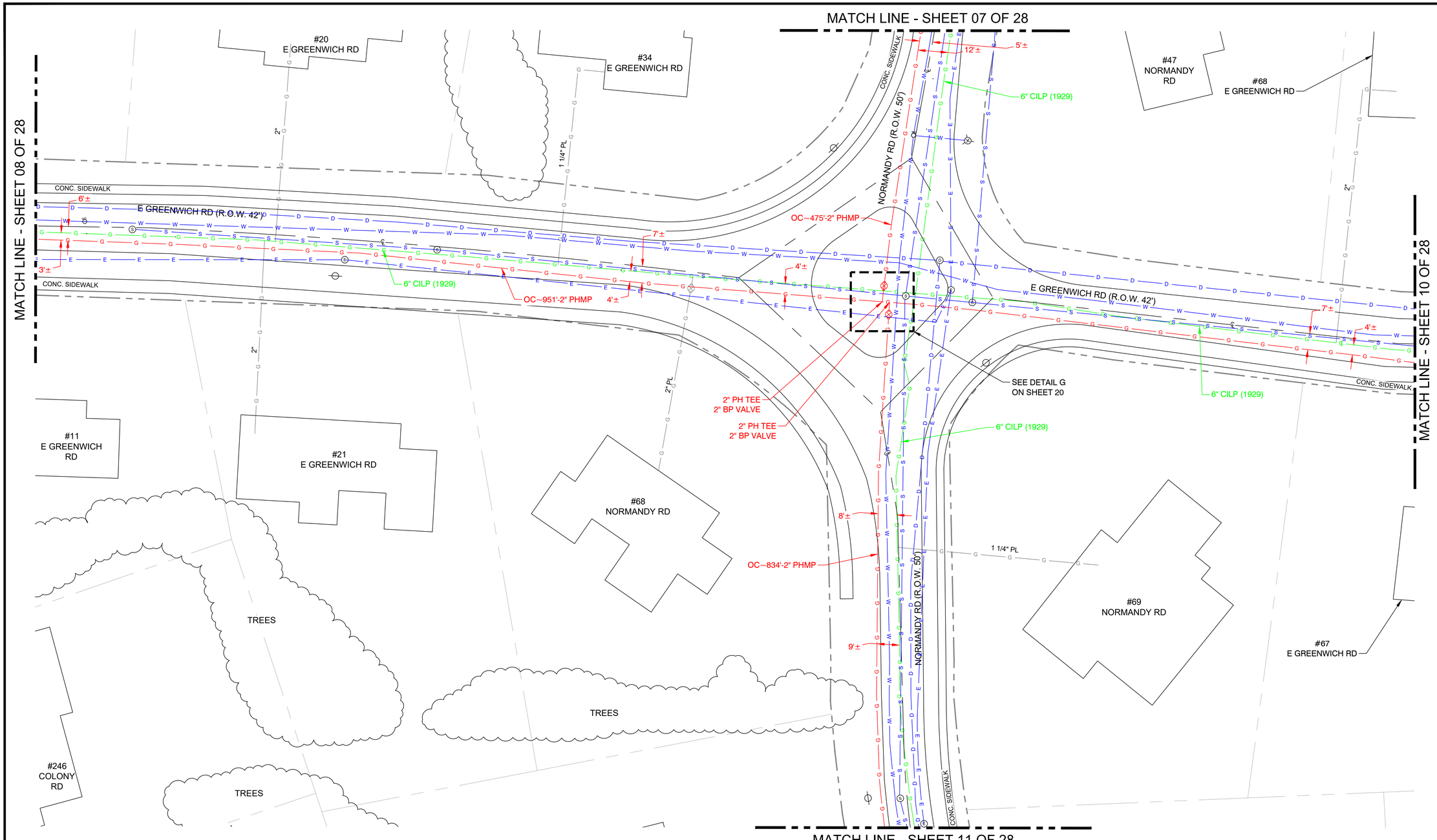

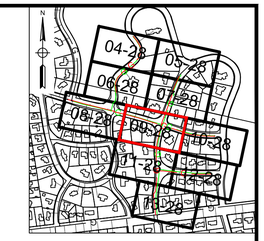

KEY MAP
SCALE: N.T.S.

REV	Description	Date	Dw/Ck
01	REVISIONS PER EVERSOURCE COMMENTS	11/20/25	MDR/MEP
00	ISSUED FOR CONSTRUCTION	10/16/25	SBA/MEP
	Revision/Status		

ISSUED FOR CONSTRUCTION

COMMONWEALTH OF MASSACHUSETTS
MARK E. PETROSKI
11/19/2025
CIVIL
NO. 54037
REGISTERED PROFESSIONAL ENGINEER

THE DDS COMPANIES
153 CORDAVILLE RD
SUITE 210
SOUTHBOROUGH, MA 01772
(781) 385-4644

PROJECT # 71240106

FIELD VERIFY DIMENSIONS PRIOR TO PIPE FABRICATION

EVERSOURCE
NORMANDY RD - GSEP, LONGMEADOW, MA
PROJECT # 24EG156 / WORK ORDER # 16933938/20075490
PROJECT LOCATION PLANS
SCALE: 1"=20' ON 22"X34"
SHEET 09 OF 28

Drawn by / Date	Checked by / Date	Drawing Number	Rev. No.
PTC 10/16/2025	SBA 10/16/2025	MA-SPR-PIP-24-058-09	01

S:\Projects\71 Energy\2024\71240106 - Eversource - Normandy St\DWG\BASE\

Nov 20, 2025 - 10:57am

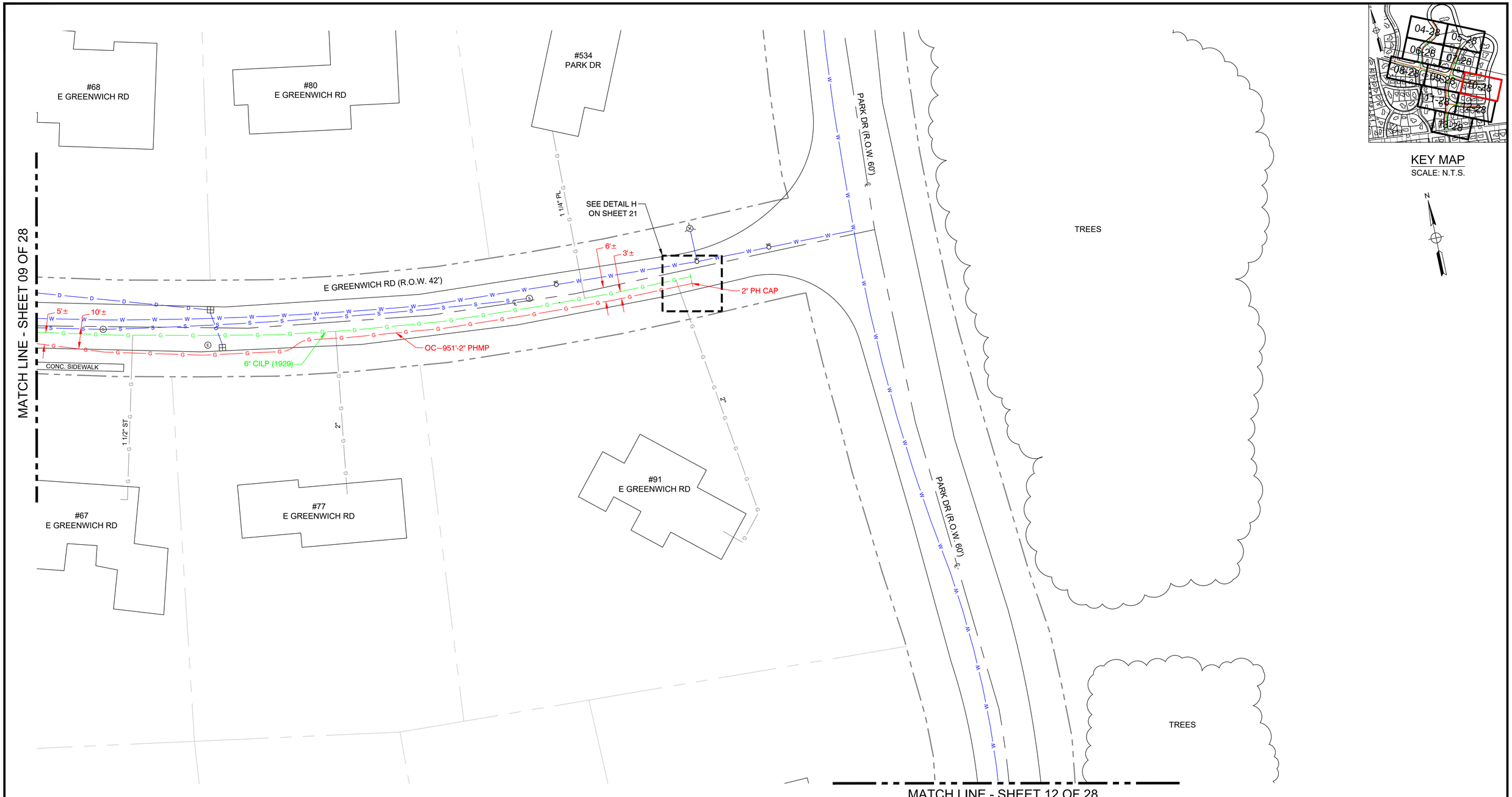

REV	Description	Date	Dw/Ck
01	REVISIONS PER EVERSOURCE COMMENTS	11/20/25	MDR/MEP
00	ISSUED FOR CONSTRUCTION	10/16/25	SBA/MEP
Revision/Status			

ISSUED FOR CONSTRUCTION

COMMONWEALTH OF MASSACHUSETTS
MARK E. PETROSKI
11/19/2025
CIVIL
NO. 54037
REGISTERED PROFESSIONAL ENGINEER

THE DDS COMPANIES
153 CORDAVILLE RD
SUITE 210
SOUTHBOROUGH, MA 01772
(781) 385-4644

PROJECT # 71240106

FIELD VERIFY DIMENSIONS
PRIOR TO PIPE FABRICATION

EVERSOURCE

NORMANDY RD - GSEP, LONGMEADOW, MA
PROJECT # 24EG156 / WORK ORDER # 16933938/20075490
PROJECT LOCATION PLANS

SCALE: 1"=20' ON 22"X34" | SHEET 10 OF 28

Drawn by / Date	Checked by / Date	Drawing Number	Rev. No.
PTC 10/16/2025	SBA 10/16/2025	MA-SPR-PIP-24-058-10	01

S:\Projects\71 Energy\2024\71240106 - Eversource - Normandy St\DWG\BASE\

Nov 20, 2025 - 10:57am

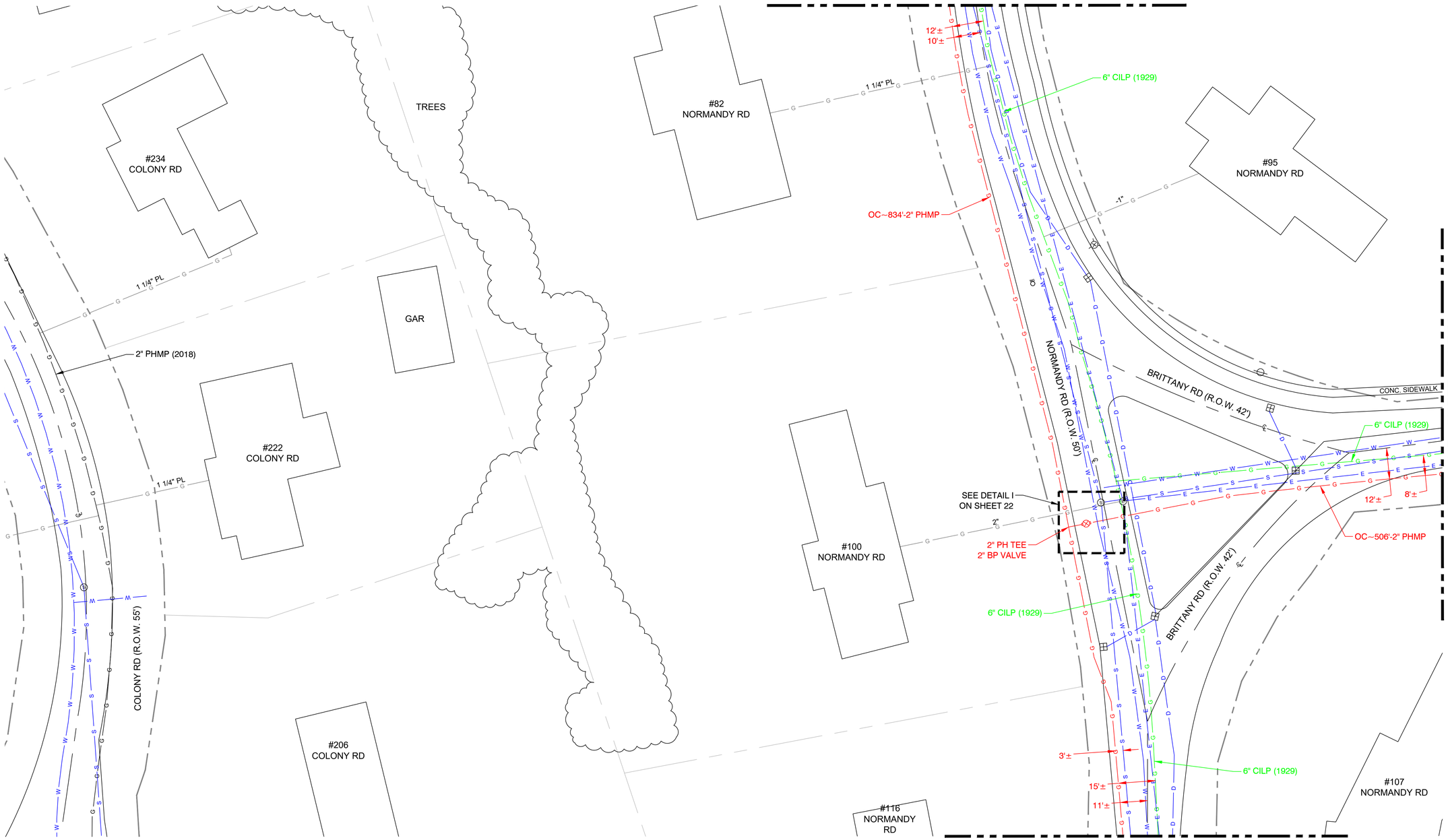

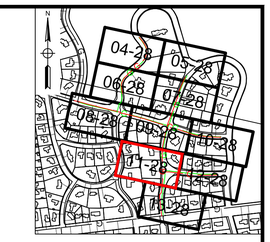

KEY MAP
SCALE: N.T.S.

N

REV	Description	Date	Dw/Ck
01	REVISIONS PER EVERSOURCE COMMENTS	11/20/25	MDR/MEP
00	ISSUED FOR CONSTRUCTION	10/16/25	SBA/MEP
Revision/Status			

ISSUED FOR CONSTRUCTION

COMMONWEALTH OF MASSACHUSETTS
MARK E. PETROSKI
11/19/2025
CIVIL
NO. 54037
REGISTERED PROFESSIONAL ENGINEER

THE DDS COMPANIES
153 CORDAVILLE RD
SUITE 210
SOUTHBOROUGH, MA 01772
(781) 385-4644

PROJECT # 71240106

FIELD VERIFY DIMENSIONS
PRIOR TO PIPE FABRICATION

EVERSOURCE

NORMANDY RD - GSEP, LONGMEADOW, MA
PROJECT # 24EG156 / WORK ORDER # 16933938/20075490
PROJECT LOCATION PLANS

SCALE: 1"=20' ON 22"X34" SHEET 11 OF 28

Drawn by / Date	Checked by / Date	Drawing Number	Rev. No.
PTC 10/16/2025	SBA 10/16/2025	MA-SPR-PIP-24-058-11	01

S:\Projects\71 Energy\2024\71240106 - Eversource - Normandy St\DWG\BASE\

Nov 20, 2025 - 10:57am

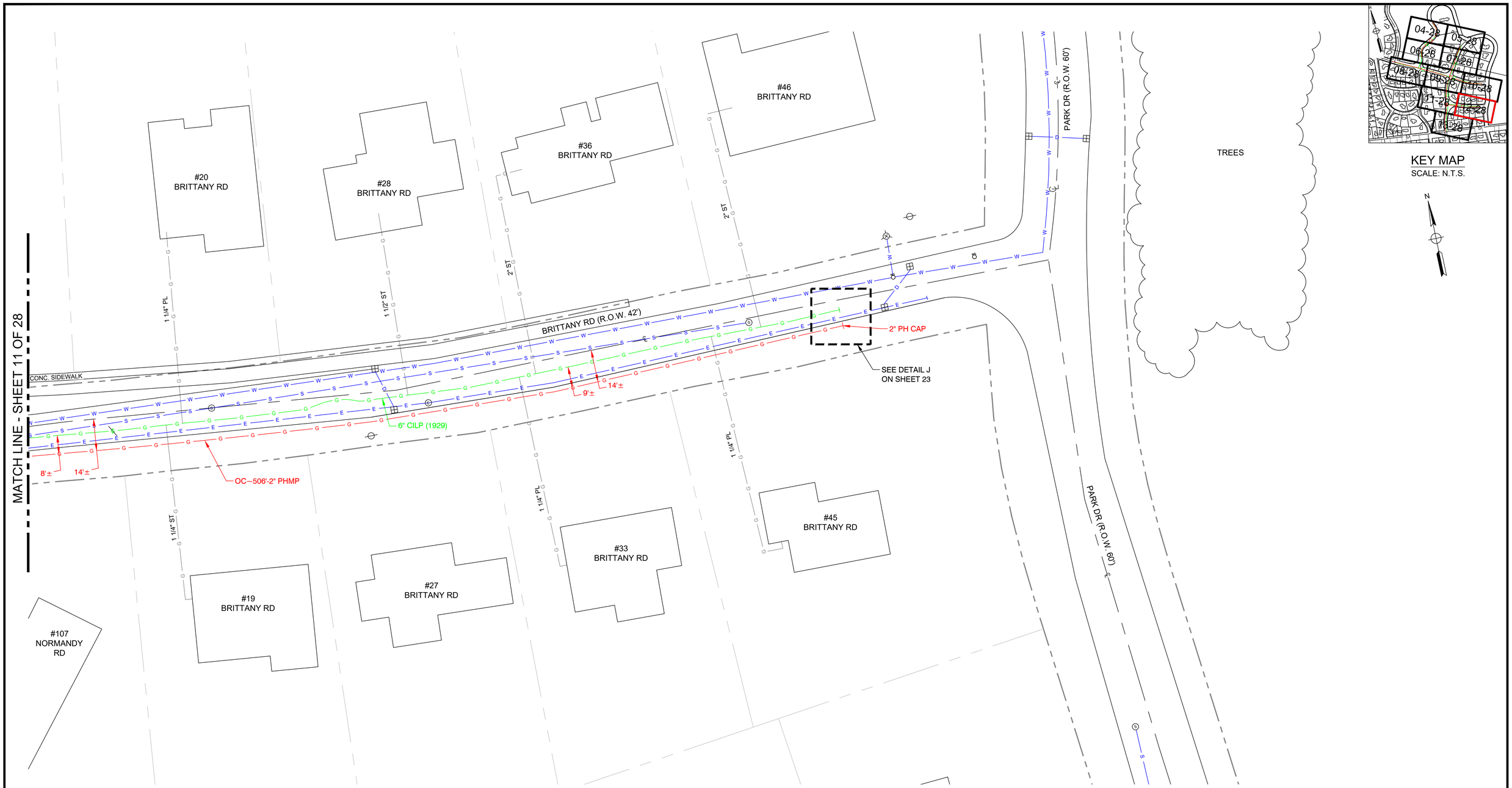

REV	Description	Date	Dw/Ck
01	REVISIONS PER EVERSOURCE COMMENTS	11/20/25	MDR/MEP
00	ISSUED FOR CONSTRUCTION	10/16/25	SBA/MEP
	Revision/Status		

ISSUED FOR CONSTRUCTION

COMMONWEALTH OF MASSACHUSETTS
MARK E. PETROSKI
11/19/2025
CIVIL
NO. 54037
REGISTERED PROFESSIONAL ENGINEER

THE DDS COMPANIES
153 CORDAVILLE RD
SUITE 210
SOUTHBOROUGH, MA 01772
(781) 385-4644

PROJECT # 71240106

FIELD VERIFY DIMENSIONS
PRIOR TO PIPE FABRICATION

EVERSOURCE

NORMANDY RD - GSEP, LONGMEADOW, MA
PROJECT # 24EG156 / WORK ORDER # 16933938/20075490
PROJECT LOCATION PLANS
SCALE: 1"=20' ON 22"X34" SHEET 12 OF 28

Drawn by / Date	Checked by / Date	Drawing Number	Rev. No.
PTC 10/16/2025	SBA 10/16/2025	MA-SPR-PIP-24-058-12	01

S:\Projects\71 Energy\2024\71240106 - Eversource - Normandy St\DWG\BASE\

Nov 20, 2025 - 10:57am

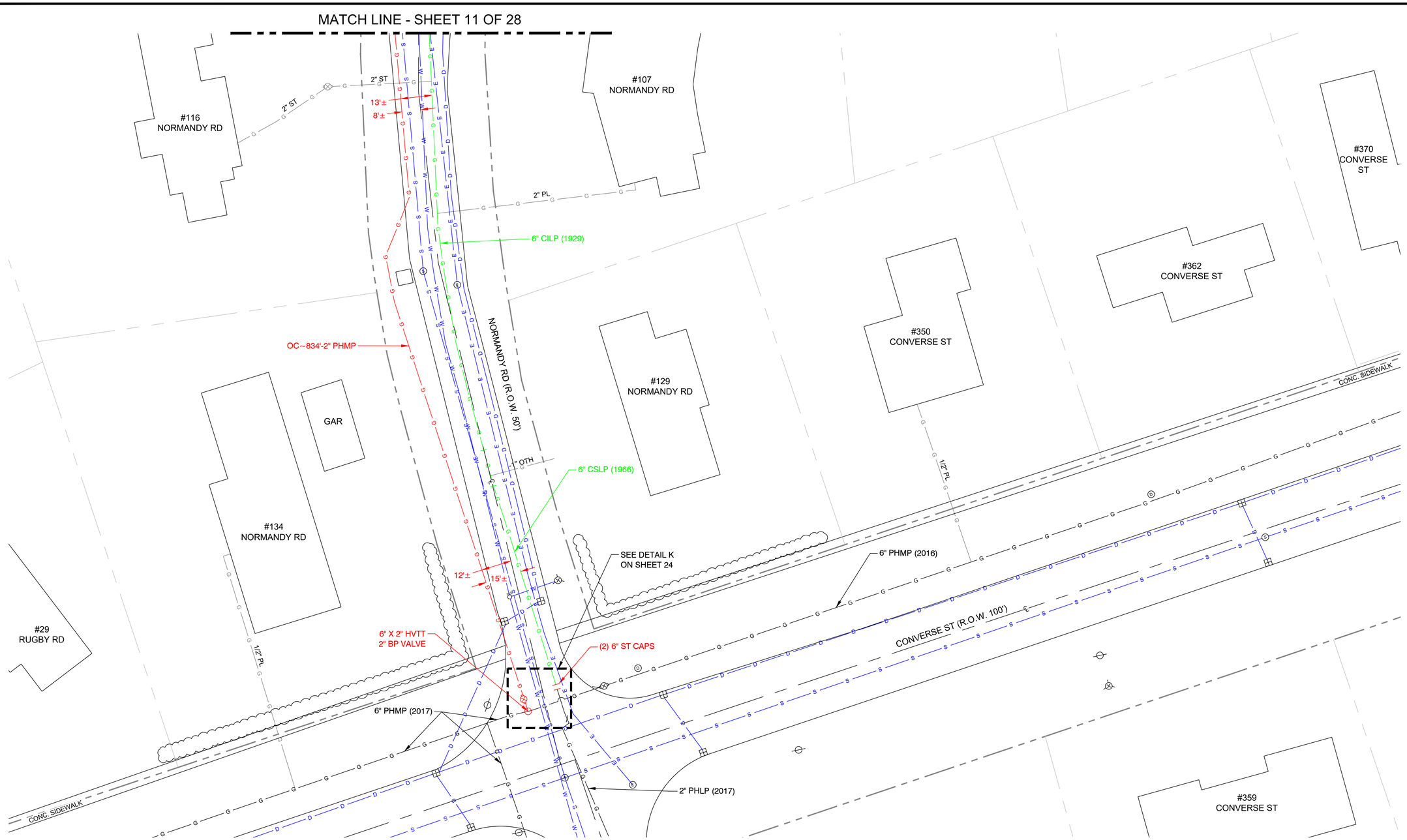

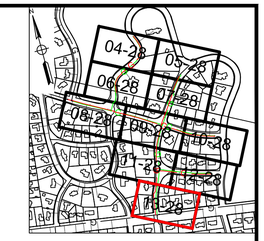

KEY MAP
SCALE: N.T.S.

N

S:\Projects\71 Energy\2024\71240106 - Eversource - Normandy St\DWG\BASE\

REV	Description	Date	Dw/Ck
01	REVISIONS PER EVERSOURCE COMMENTS	11/20/25	MDR/MEP
00	ISSUED FOR CONSTRUCTION	10/16/25	SBA/MEP
Revision/Status			

ISSUED FOR CONSTRUCTION

COMMONWEALTH OF MASSACHUSETTS
MARK E. PETROSKI
11/19/2025
CIVIL
NO. 54037
REGISTERED PROFESSIONAL ENGINEER

THE DDS COMPANIES
153 CORDAVILLE RD
SUITE 210
SOUTHBOROUGH, MA 01772
(781) 385-4644

PROJECT # 71240106

FIELD VERIFY DIMENSIONS PRIOR TO PIPE FABRICATION

EVERSOURCE

NORMANDY RD - GSEP, LONGMEADOW, MA

PROJECT # 24EG156 / WORK ORDER # 16933938/20075490

PROJECT LOCATION PLANS

SCALE: 1"=20' ON 22"X34" — SHEET 13 OF 28

Drawn by / Date	Checked by / Date	Drawing Number	Rev. No.
PTC 10/16/2025	SBA 10/16/2025	MA-SPR-PIP-24-058-13	01

Nov 20, 2025 - 10:57am

NORMANDY ROAD, LONGMEADOW, MA				DETAIL "A" PREPARATORY	
REQUIRED BILL OF MATERIALS					
Item Number	MRC Stock Number	Maximo Part Number	Description	Quantity	Units
1656	MCJUREMA-000	620089	FITTING,COUPLING, PIPE, LYCOFIT, 1 IN IPS SDR11, PLASTIC	1	EA
1660	MCJUREMA-000	602892	FITTING,TEE, 2 IN IPS X 1 IN IPS, ELECTROFUSION, HDPE, WITH BUTT FUSION OUTLET, HDPE, BLACK, ASTM F1055	1	EA
230	63462155	542982	CLAMP,PIPE, REPAIR, 6 IN CIP, SS, W/1-1/4 NPT TAP, FOR 6.84 - 7.24 IN PIPE	1	EA
8	63078024	542572	CAP,PIPE, 2 IN IPS SDR 11, BUTT END, POLYETHYLENE, P100	1	EA

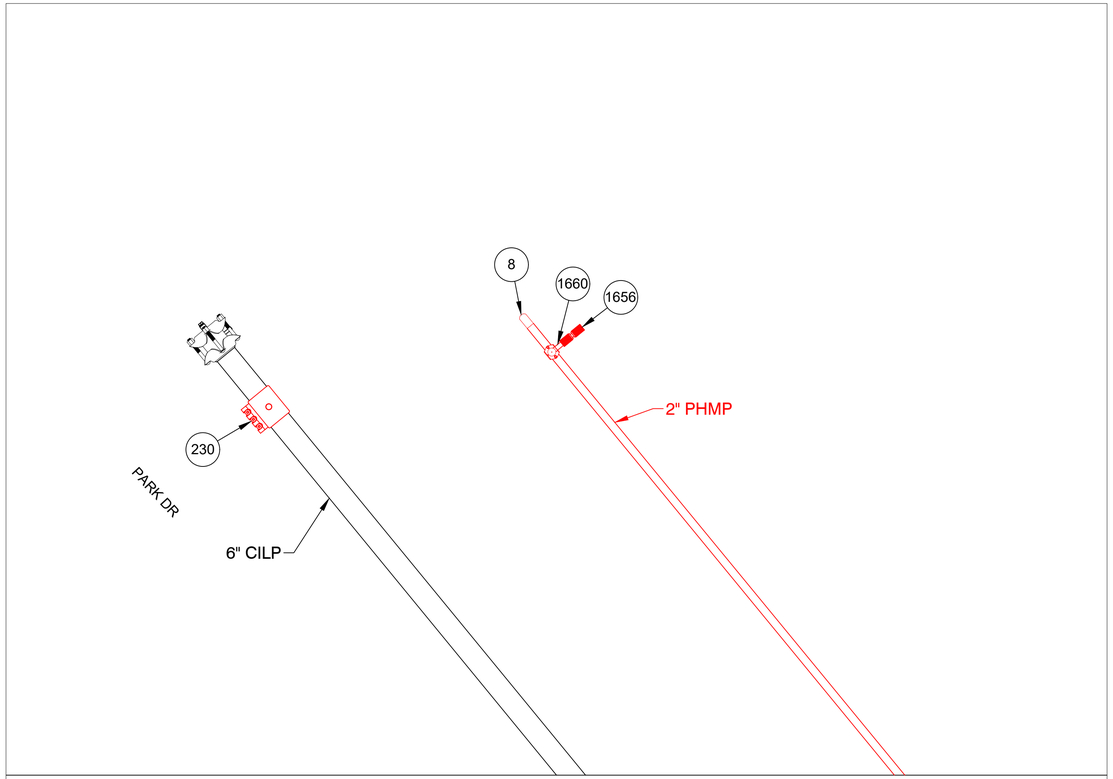

PREPARATORY TIE-IN DETAIL A
NOT TO SCALE

NORMANDY ROAD, LONGMEADOW, MA				DETAIL "A" FINAL	
REQUIRED BILL OF MATERIALS					
Item Number	MRC Stock Number	Maximo Part Number	Description	Quantity	Units
1653	MCJUREMA-000	620808	FITTING,CAP, LYCOFIT, 1 IN IPS SDR 11, PLASTIC, ASTM F1924	1	EA
359	19080285	554877	PLUG,PIPE, SQUARE HEAD, SOLID, 1-1/4 IN, THREADED END, BLACK IRON, ANSI B1.20.1	1	EA

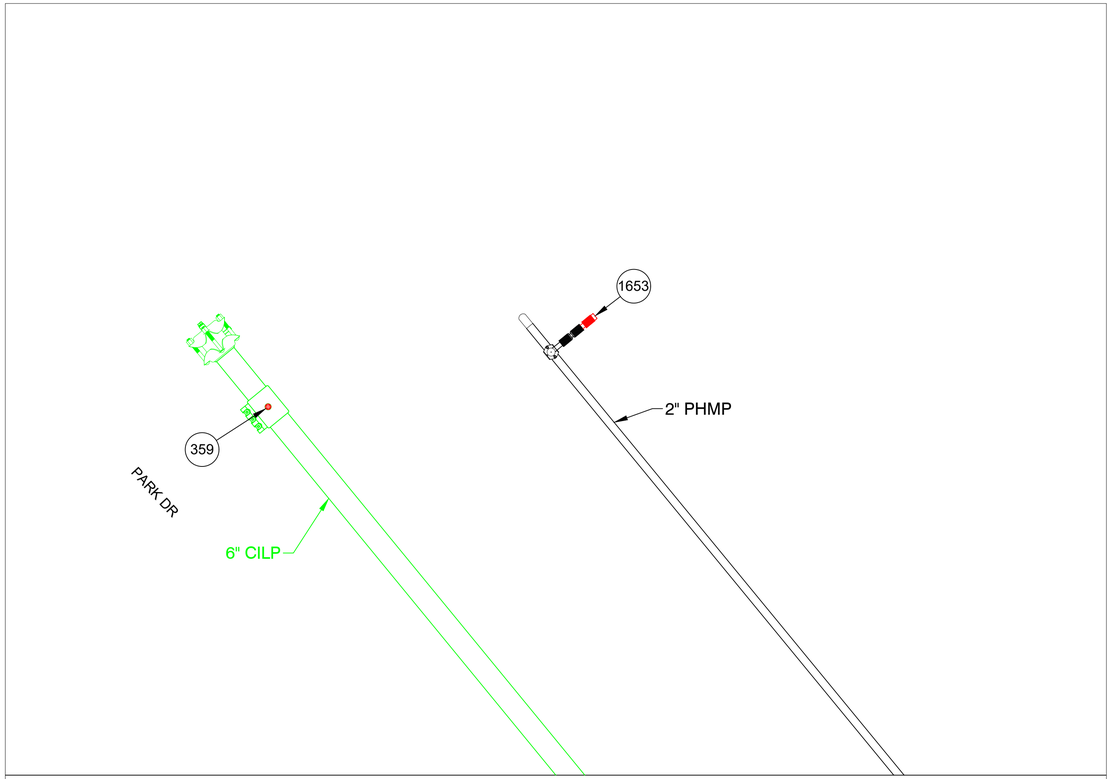

FINAL TIE-IN DETAIL A
NOT TO SCALE

ISSUED FOR CONSTRUCTION

COMMONWEALTH OF MASSACHUSETTS
MARK E. PETROSKI
11/19/2025
CIVIL
NO. 54037
REGISTERED PROFESSIONAL ENGINEER

THE DDS COMPANIES
153 CORDAVILLE RD
SUITE 210
SOUTHBOROUGH, MA 01772
(781) 385-4644

PROJECT # 71240106

FIELD VERIFY DIMENSIONS PRIOR TO PIPE FABRICATION

REV	Description	Date	Dw/Ck
01	REVISIONS PER EVERSOURCE COMMENTS	11/20/25	MDR/MEP
00	ISSUED FOR CONSTRUCTION	10/16/25	SBA/MEP

Revision/Status

EVERSOURCE

NORMANDY RD - GSEP, LONGMEADOW, MA
PROJECT # 24EG156 / WORK ORDER # 16933938/20075490
MA PREPARATORY AND FINAL TIE-IN DETAILS

SCALE: N.T.S. SHEET 14 OF 28

Drawn by / Date	Checked by / Date	Drawing Number	Rev. No.
PTC 10/16/2025	SBA 10/16/2025	MA-SPR-PIP-24-058-14	01

S:\Projects\71 Energy\202471240106 - Eversource - Normandy St\DWG\BASE\

Nov 20, 2025 - 10:57am

NORMANDY ROAD, LONGMEADOW, MA				DETAIL "B" PREPARATORY	
REQUIRED BILL OF MATERIALS					
Item Number	MRC Stock Number	Maximo Part Number	Description	Quantity	Units
1656	MCJUREMA-000	620089	FITTING,COUPLING, PIPE, LYCOFIT, 1 IN IPS SDR11, PLASTIC	1	EA
1660	MCJUREMA-000	602892	FITTING,TEE, 2 IN IPS X 1 IN IPS, ELECTROFUSION, HDPE, WITH BUTT FUSION OUTLET, HDPE, BLACK, ASTM F1055	1	EA
230	63462155	542982	CLAMP,PIPE, REPAIR, 6 IN CIP, SS, W/1-1/4 NPT TAP, FOR 6.84 - 7.24 IN PIPE	1	EA
8	63078024	542572	CAP,PIPE, 2 IN IPS SDR 11, BUTT END, POLYETHYLENE, P100	1	EA

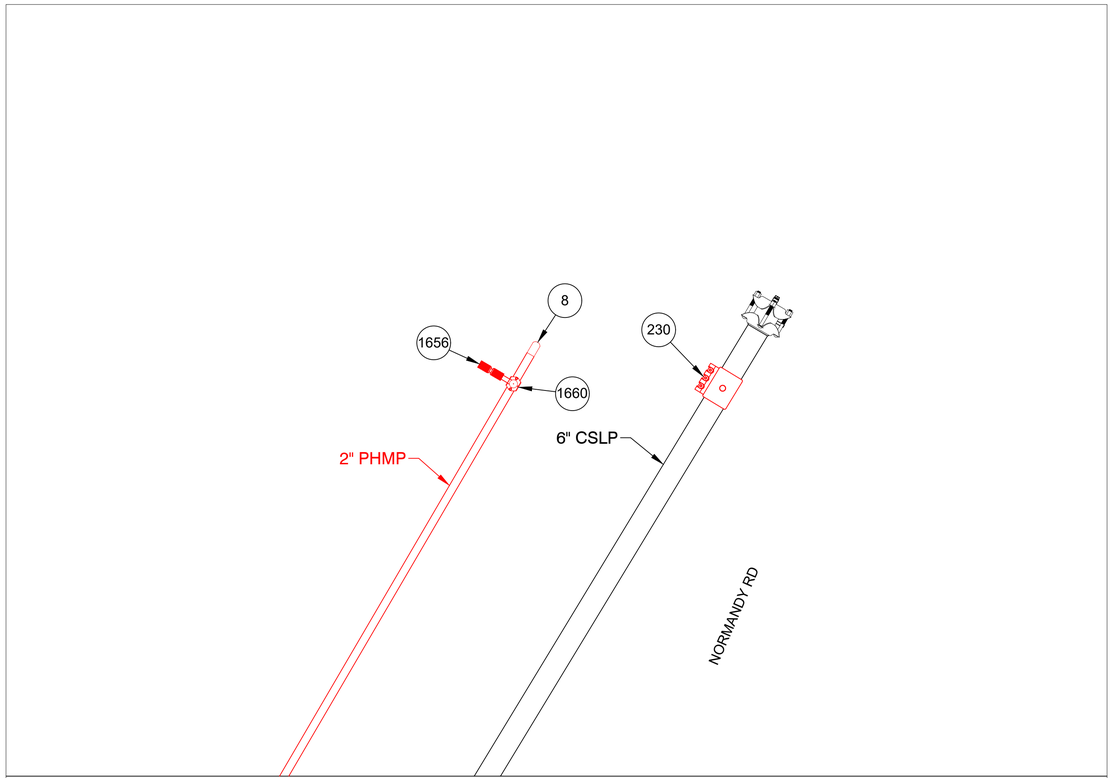

PREPARATORY TIE-IN DETAIL B

NOT TO SCALE

NORMANDY ROAD, LONGMEADOW, MA				DETAIL "B" FINAL	
REQUIRED BILL OF MATERIALS					
Item Number	MRC Stock Number	Maximo Part Number	Description	Quantity	Units
1653	MCJUREMA-000	620808	FITTING,CAP, LYCOFIT, 1 IN IPS SDR 11, PLASTIC, ASTM F1924	1	EA
359	19080285	554877	PLUG,PIPE, SQUARE HEAD, SOLID, 1-1/4 IN, THREADED END, BLACK IRON, ANSI B1.20.1	1	EA

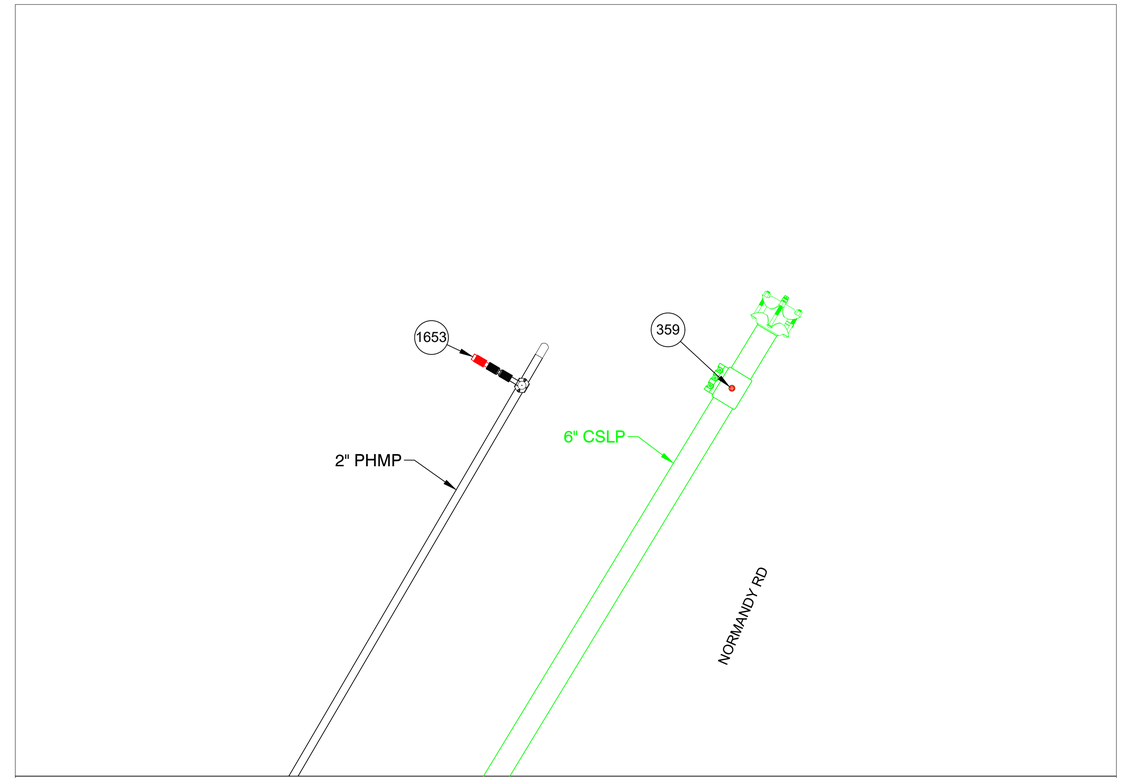

FINAL TIE-IN DETAIL B

NOT TO SCALE

REV	Description	Date	Dw/Ck
01	REVISIONS PER EVERSOURCE COMMENTS	11/20/25	MDR/MEP
00	ISSUED FOR CONSTRUCTION	10/16/25	SBA/MEP

Revision/Status

EVERSOURCE

NORMANDY RD - GSEP, LONGMEADOW, MA

PROJECT # 24EG156 / WORK ORDER # 16933938/20075490

MA PREPARATORY AND FINAL TIE-IN DETAILS

SCALE: N.T.S. SHEET 15 OF 28

Drawn by / Date	Checked by / Date	Drawing Number	Rev. No.
PTC 10/16/2025	SBA 10/16/2025	MA-SPR-PIP-24-058-15	01

ISSUED FOR CONSTRUCTION

COMMONWEALTH OF MASSACHUSETTS
MARK E. PETROSKI
11/19/2025
CIVIL
NO. 54037
REGISTERED PROFESSIONAL ENGINEER

THE DDS COMPANIES
153 CORDAVILLE RD
SUITE 210
SOUTHBOROUGH, MA 01772
(781) 385-4644

PROJECT # 71240106

FIELD VERIFY DIMENSIONS PRIOR TO PIPE FABRICATION

S:\Projects\71 Energy\2024\71240106 - Eversource - Normandy St\DWG\BASE\

Nov 20, 2025 - 10:58am

NORMANDY ROAD, LONGMEADOW, MA				DETAIL "C" PREPARATORY	
REQUIRED BILL OF MATERIALS					
Item Number	**MRC Stock Number**	**Maximo Part Number**	**Description**	**Quantity**	**Units**
1656	MCJUREMA-000	620089	FITTING,COUPLING, PIPE, LYCOFIT, 1 IN IPS SDR11, PLASTIC	1	EA
1660	MCJUREMA-000	602892	FITTING,TEE, 2 IN IPS X 1 IN IPS, ELECTROFUSION, HDPE, WITH BUTT FUSION OUTLET, HDPE, BLACK, ASTM F1055	1	EA
48	63051215	500866	TEE, PIPE, NON-BLOWING, ELECTROFUSION TAPPING TEE 2 IN IPS MAIN X 1 /2 IN CTS 0.090 IN THK WALL STAB OUTLET, HDPE, BLACK	1	EA
8	63078024	542572	CAP,PIPE, 2 IN IPS SDR 11, BUTT END, POLYETHYLENE, P100	1	EA
98	63424035	610764	FITTING,COUPLING, PIPE, LYCOFIT, 1/2 IN CTS X 0.090 IN WALL THK, PLASTIC, CMA 21658100	1	EA

NORMANDY ROAD, LONGMEADOW, MA				DETAIL "C" FINAL	
REQUIRED BILL OF MATERIALS					
Item Number	**MRC Stock Number**	**Maximo Part Number**	**Description**	**Quantity**	**Units**
15	63054025	500854	COUPLING, 2 IN IPS, ELECTROFUSION, HDPE, BLACK, ASTM F1055, GFCP	1	EA
1653	MCJUREMA-000	620808	FITTING,CAP, LYCOFIT, 1 IN IPS SDR 11, PLASTIC, ASTM F1924	1	EA
90	63424221	610757	FITTING,CAP, END, LYCOFIT, 1/2 IN CTS X 0.090 IN THK WALL, PLASTIC, CMA 750823	1	EA

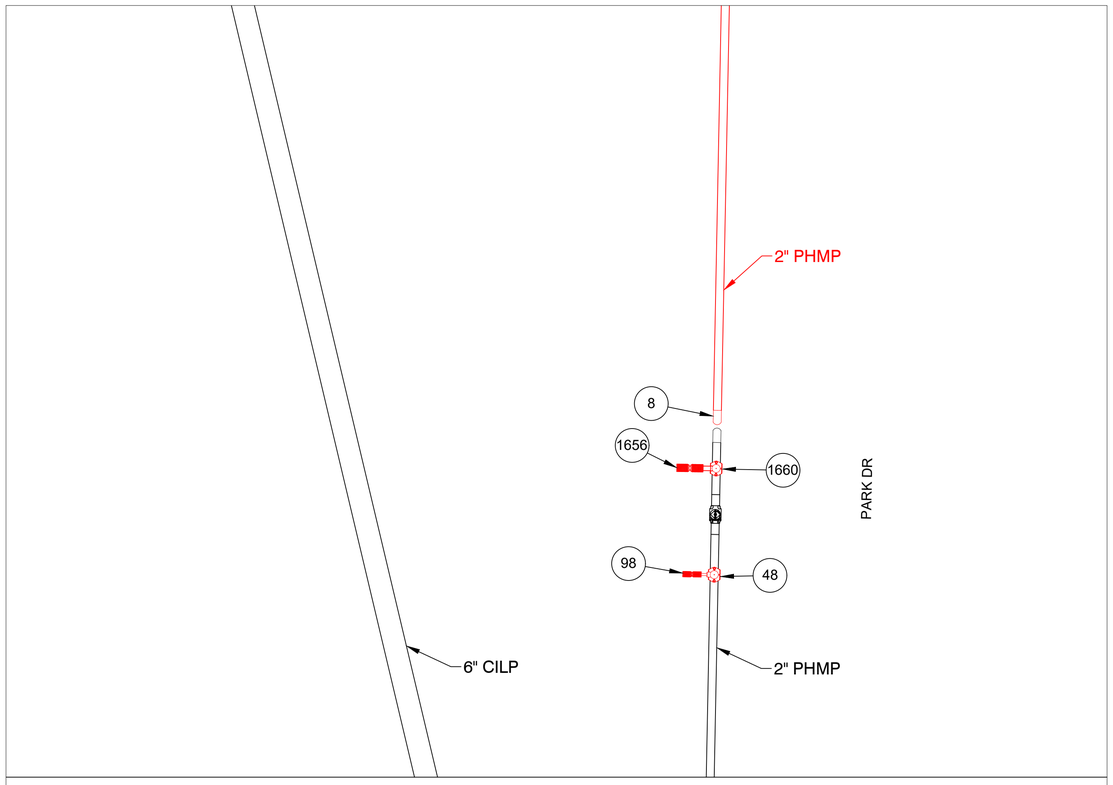

PREPARATORY TIE-IN DETAIL C
NOT TO SCALE

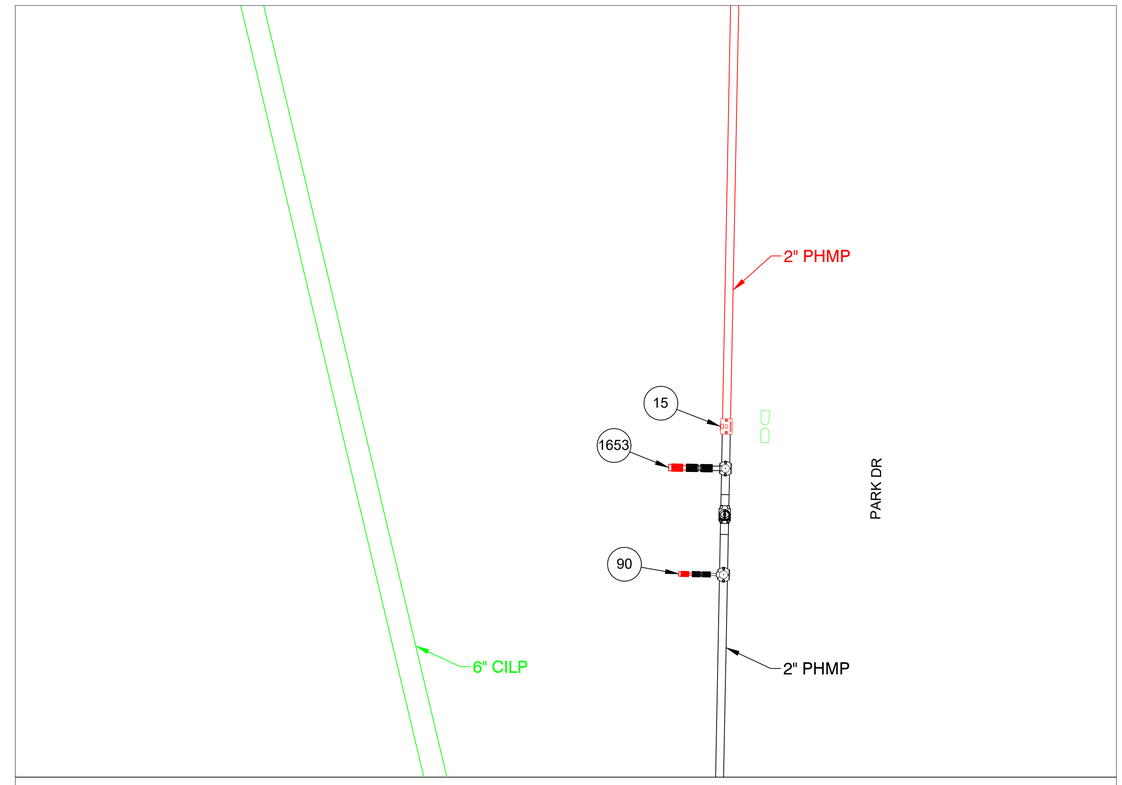

FINAL TIE-IN DETAIL C
NOT TO SCALE

REV	Description	Date	Dw/Ck
01	REVISIONS PER EVERSOURCE COMMENTS	11/20/25	MDR/MEP
00	ISSUED FOR CONSTRUCTION	10/16/25	SBA/MEP

Revision/Status

EVERSOURCE

NORMANDY RD - GSEP, LONGMEADOW, MA

PROJECT # 24EG156 / WORK ORDER # 16933938/20075490

MA PREPARATORY AND FINAL TIE-IN DETAILS

SCALE: N.T.S. SHEET 16 OF 28

Drawn by / Date	Checked by / Date	Drawing Number	Rev. No.
PTC 10/16/2025	SBA 10/16/2025	MA-SPR-PIP-24-058-16	01

ISSUED FOR CONSTRUCTION

COMMONWEALTH OF MASSACHUSETTS
MARK E. PETROSKI
11/19/2025
CIVIL
NO. 54037
REGISTERED PROFESSIONAL ENGINEER

THE DDS COMPANIES
153 CORDAVILLE RD
SUITE 210
SOUTHBOROUGH, MA 01772
(781) 385-4644

PROJECT # 71240106

FIELD VERIFY DIMENSIONS PRIOR TO PIPE FABRICATION

S:\Projects\71 Energy\202471240106 - Eversource - Normandy St\DWG\BASE\

Nov 20, 2025 - 10:58am

NORMANDY ROAD, LONGMEADOW, MA				DETAIL "D" PREPARATORY	
REQUIRED BILL OF MATERIALS					
Item Number	**MRC Stock Number**	**Maximo Part Number**	**Description**	**Quantity**	**Units**
1656	MCJUREMA-000	620089	FITTING,COUPLING, PIPE, LYCOFIT, 1 IN IPS SDR11, PLASTIC	1	EA
1660	MCJUREMA-000	602892	FITTING,TEE, 2 IN IPS X 1 IN IPS, ELECTROFUSION, HDPE, WITH BUTT FUSION OUTLET, HDPE, BLACK, ASTM F1055	1	EA
48	63051215	500866	TEE, PIPE, NON-BLOWING, ELECTROFUSION TAPPING TEE 2 IN IPS MAIN X 1 /2 IN CTS 0.090 IN THK WALL STAB OUTLET, HDPE, BLACK	1	EA
8	63078024	542572	CAP,PIPE, 2 IN IPS SDR 11, BUTT END, POLYETHYLENE, P100	1	EA
98	63424035	610764	FITTING,COUPLING, PIPE, LYCOFIT, 1/2 IN CTS X 0.090 IN WALL THK, PLASTIC, CMA 21658100	1	EA

NORMANDY ROAD, LONGMEADOW, MA				DETAIL "D" FINAL	
REQUIRED BILL OF MATERIALS					
Item Number	**MRC Stock Number**	**Maximo Part Number**	**Description**	**Quantity**	**Units**
15	63054025	500854	COUPLING, 2 IN IPS, ELECTROFUSION, HDPE, BLACK, ASTM F1055, GFCP	1	EA
1653	MCJUREMA-000	620808	FITTING,CAP, LYCOFIT, 1 IN IPS SDR 11, PLASTIC, ASTM F1924	1	EA
90	63424221	610757	FITTING,CAP, END, LYCOFIT, 1/2 IN CTS X 0.090 IN THK WALL, PLASTIC, CMA 750823	1	EA

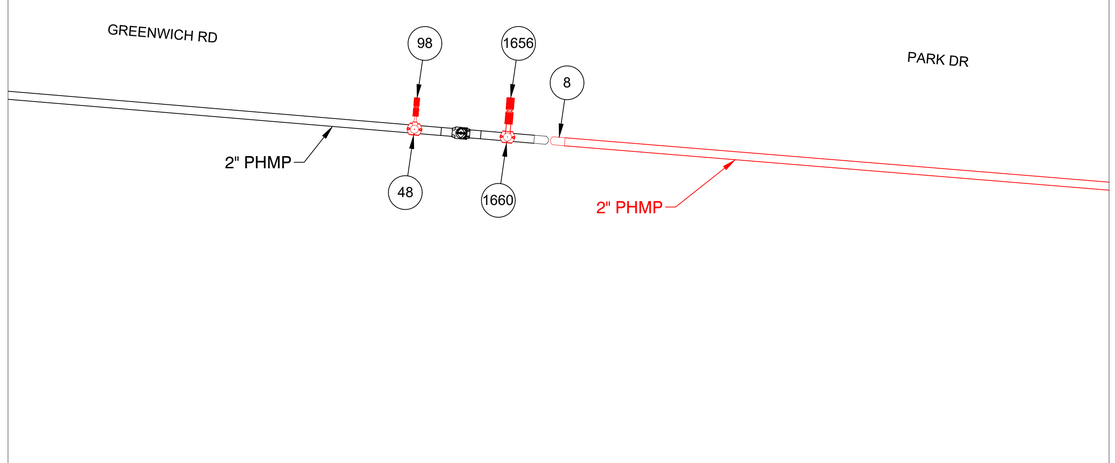

PREPARATORY TIE-IN DETAIL D

NOT TO SCALE

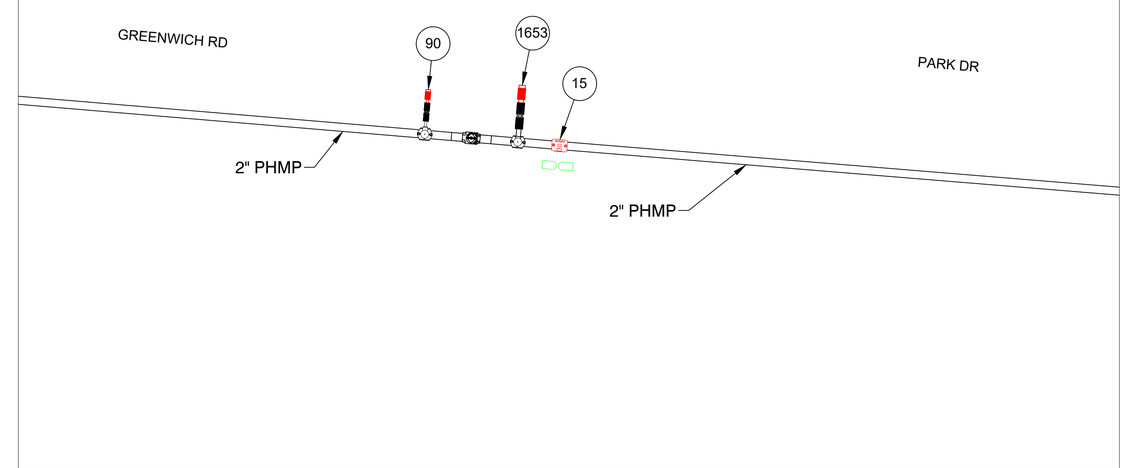

FINAL TIE-IN DETAIL D

NOT TO SCALE

ISSUED FOR CONSTRUCTION

COMMONWEALTH OF MASSACHUSETTS
MARK E. PETROSKI
11/19/2025
CIVIL
NO. 54037
REGISTERED PROFESSIONAL ENGINEER

THE DDS COMPANIES
153 CORDAVILLE RD
SUITE 210
SOUTHBOROUGH, MA 01772
(781) 385-4644

PROJECT # 71240106

FIELD VERIFY DIMENSIONS PRIOR TO PIPE FABRICATION

REV	Description	Date	Dw/Ck
01	REVISIONS PER EVERSOURCE COMMENTS	11/20/25	MDR/MEP
00	ISSUED FOR CONSTRUCTION	10/16/25	SBA/MEP

Revision/Status

EVERSOURCE

NORMANDY RD - GSEP, LONGMEADOW, MA

PROJECT # 24EG156 / WORK ORDER # 16933938/20075490

MA PREPARATORY AND FINAL TIE-IN DETAILS

SCALE: N.T.S. SHEET 17 OF 28

Drawn by / Date	Checked by / Date	Drawing Number	Rev. No.
PTC 10/16/2025	SBA 10/16/2025	MA-SPR-PIP-24-058-17	01

S:\Projects\71 Energy\2024\71240106 - Eversource - Normandy St\DWG\BASE\

Nov 20, 2025 - 10:58am

NORMANDY ROAD, LONGMEADOW, MA					DETAIL "E" PREPARATORY
REQUIRED BILL OF MATERIALS					
Item Number	MRC Stock Number	Maximo Part Number	Description	Quantity	Units
230	63462155	542982	CLAMP,PIPE, REPAIR, 6 IN CIP, SS, W/1-1/4 NPT TAP, FOR 6.84 - 7.24 IN PIPE	3	EA
232	63462159	578022	FITTING,CLAMP, SERVI-SEAL REPAIR, 6 IN DIA, 9 IN LG, W/ 2 IN OUTLET, FOR CAST IRON PIPE	2	EA

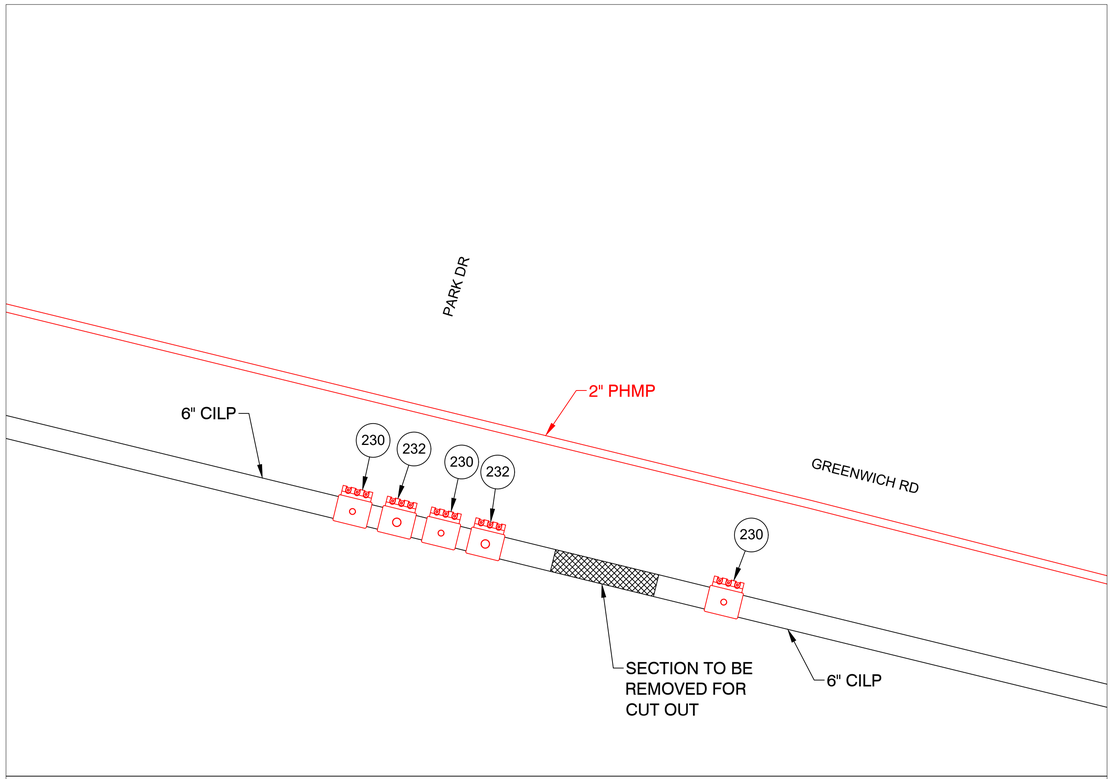

PREPARATORY TIE-IN DETAIL E

NOT TO SCALE

NORMANDY ROAD, LONGMEADOW, MA					DETAIL "E" FINAL
REQUIRED BILL OF MATERIALS					
Item Number	MRC Stock Number	Maximo Part Number	Description	Quantity	Units
238	63481013	610399	FITTING,CAP, LINE, INSULATED, 6 IN, 6.90 IN OD, CI, W/ ANODE, FOR CI PIPE, CMA 21128001	2	EA
359	19080285	554877	PLUG,PIPE, SQUARE HEAD, SOLID, 1-1/4 IN, THREADED END, BLACK IRON, ANSI B1.20.1	3	EA
361	19080340	554878	PLUG,PIPE, SQUARE HEAD, SOLID, 2 IN, THREADED END, BLACK IRON, ANSI B1.20.1	2	EA

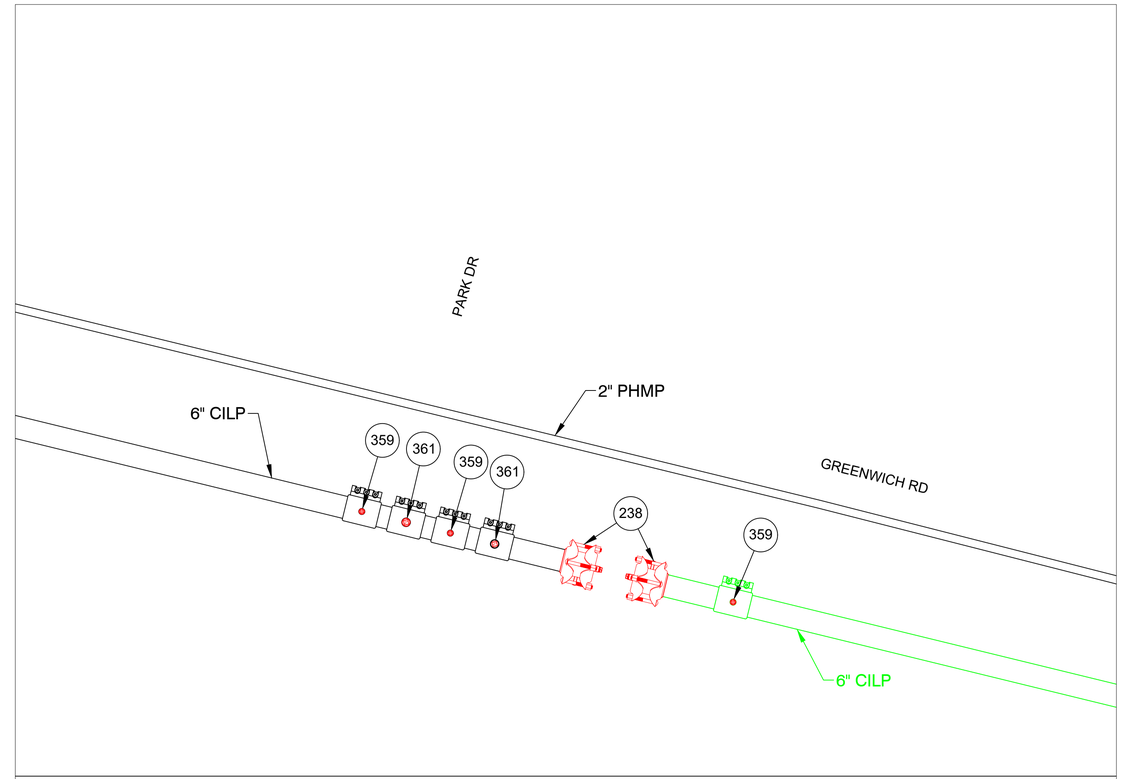

FINAL TIE-IN DETAIL E

NOT TO SCALE

ISSUED FOR CONSTRUCTION

COMMONWEALTH OF MASSACHUSETTS
MARK E. PETROSKI
11/19/2025
CIVIL
NO. 54037
REGISTERED PROFESSIONAL ENGINEER

THE DDS COMPANIES
153 CORDAVILLE RD
SUITE 210
SOUTHBOROUGH, MA 01772
(781) 385-4644

PROJECT # 71240106

FIELD VERIFY DIMENSIONS PRIOR TO PIPE FABRICATION

REV	Description	Date	Dw/Ck
01	REVISIONS PER EVERSOURCE COMMENTS	11/20/25	MDR/MEP
00	ISSUED FOR CONSTRUCTION	10/16/25	SBA/MEP

Revision/Status

EVERSOURCE

NORMANDY RD - GSEP, LONGMEADOW, MA

PROJECT # 24EG156 / WORK ORDER # 16933938/20075490

MA PREPARATORY AND FINAL TIE-IN DETAILS

SCALE: N.T.S. SHEET 18 OF 28

Drawn by / Date	Checked by / Date	Drawing Number	Rev. No.
PTC 10/16/2025	SBA 10/16/2025	MA-SPR-PIP-24-058-18	01

S:\Projects\71 Energy\2024\71240106 - Eversource - Normandy St\DWG\BASE\

Nov 20, 2025 - 10:58am

NORMANDY ROAD, LONGMEADOW, MA				DETAIL "F" PREPARATORY	
REQUIRED BILL OF MATERIALS					
Item Number	**MRC Stock Number**	**Maximo Part Number**	**Description**	**Quantity**	**Units**
33	14281726	562087	VALVE,BALL, 2 IN IPS, POLYETHYLENE, SDR 11, BUTT WELD, W/ FULL PORT OPENING	2	EA
48	63051215	500866	TEE, PIPE, NON-BLOWING, ELECTROFUSION TAPPING TEE 2 IN IPS MAIN X 1 /2 IN CTS 0.090 IN THK WALL STAB OUTLET, HDPE, BLACK	1	EA
60	63051341	584303	FITTING,TEE, 2 IN IPS X 2 IN IPS, HDPE, ELECTROFUSION HIGH VOLUME TAPPING TEE WITH BUTT FUSION OUTLET, HDPE, ASTM F1055, BLACK, GFCP	2	EA
98	63424035	610764	FITTING,COUPLING, PIPE, LYCOFIT, 1/2 IN CTS X 0.090 IN WALL THK, PLASTIC, CMA 21658100	1	EA

NORMANDY ROAD, LONGMEADOW, MA				DETAIL "F" FINAL	
REQUIRED BILL OF MATERIALS					
Item Number	**MRC Stock Number**	**Maximo Part Number**	**Description**	**Quantity**	**Units**
90	63424221	610757	FITTING,CAP, END, LYCOFIT, 1/2 IN CTS X 0.090 IN THK WALL, PLASTIC, CMA 750823	1	EA

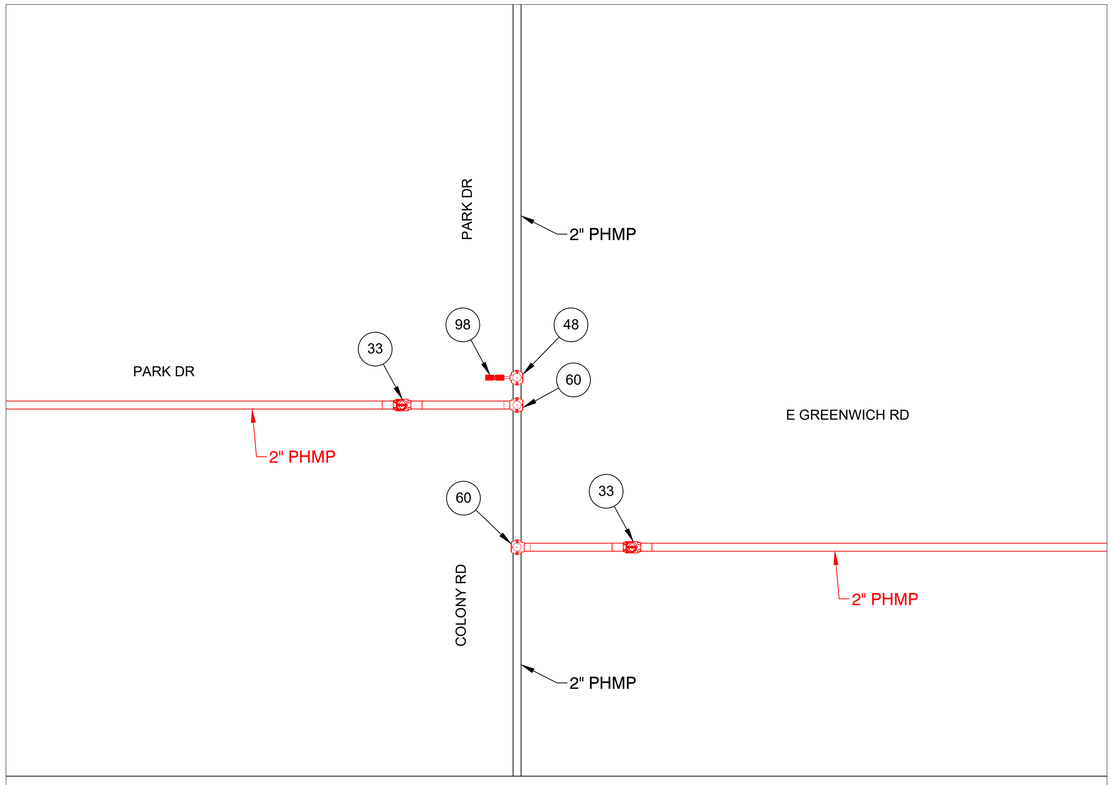

PREPARATORY TIE-IN DETAIL F
NOT TO SCALE

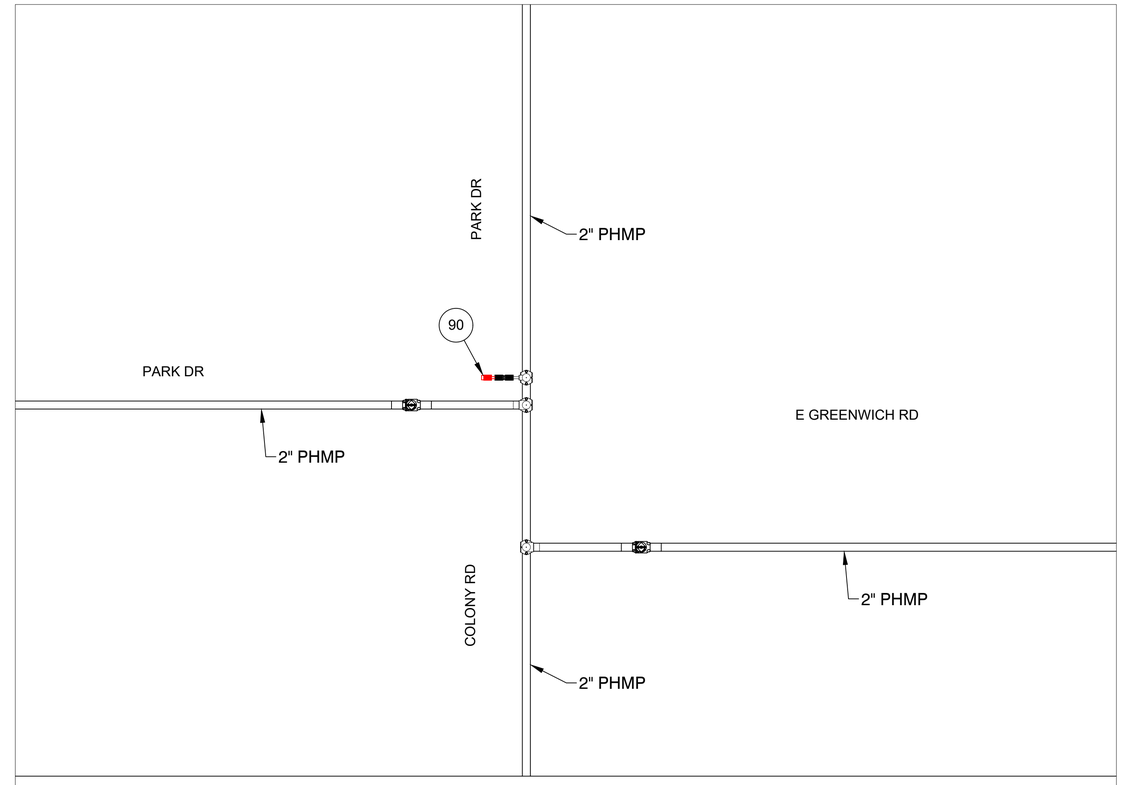

FINAL TIE-IN DETAIL F
NOT TO SCALE

ISSUED FOR CONSTRUCTION

COMMONWEALTH OF MASSACHUSETTS
MARK E. PETROSKI
11/19/2025
CIVIL
NO. 54037
REGISTERED PROFESSIONAL ENGINEER

THE DDS COMPANIES
153 CORDAVILLE RD
SUITE 210
SOUTHBOROUGH, MA 01772
(781) 385-4644

PROJECT # 71240106

FIELD VERIFY DIMENSIONS PRIOR TO PIPE FABRICATION

REV	Description	Date	Dw/Ck
01	REVISIONS PER EVERSOURCE COMMENTS	11/20/25	MDR/MEP
00	ISSUED FOR CONSTRUCTION	10/16/25	SBA/MEP

Revision/Status

EVERSOURCE

NORMANDY RD - GSEP, LONGMEADOW, MA
PROJECT # 24EG156 / WORK ORDER # 16933938/20075490
MA PREPARATORY AND FINAL TIE-IN DETAILS

SCALE: N.T.S. SHEET 19 OF 28

Drawn by / Date	Checked by / Date	Drawing Number	Rev. No.
PTC 10/16/2025	SBA 10/16/2025	MA-SPR-PIP-24-058-19	01

S:\Projects\71 Energy\2024\71240106 - Eversource - Normandy St\DWG\BASE\

Nov 20, 2025 - 10:58am

NORMANDY ROAD, LONGMEADOW, MA					DETAIL "G" PREPARATORY
REQUIRED BILL OF MATERIALS					
Item Number	MRC Stock Number	Maximo Part Number	Description	Quantity	Units
29	63078441	560705	TEE,PIPE, 2 IN IPS SDR 11, BUTT ENDS, POLYETHYLENE, P100	2	EA
33	14281726	562087	VALVE,BALL, 2 IN IPS, POLYETHYLENE, SDR 11, BUTT WELD, W/ FULL PORT OPENING	2	EA

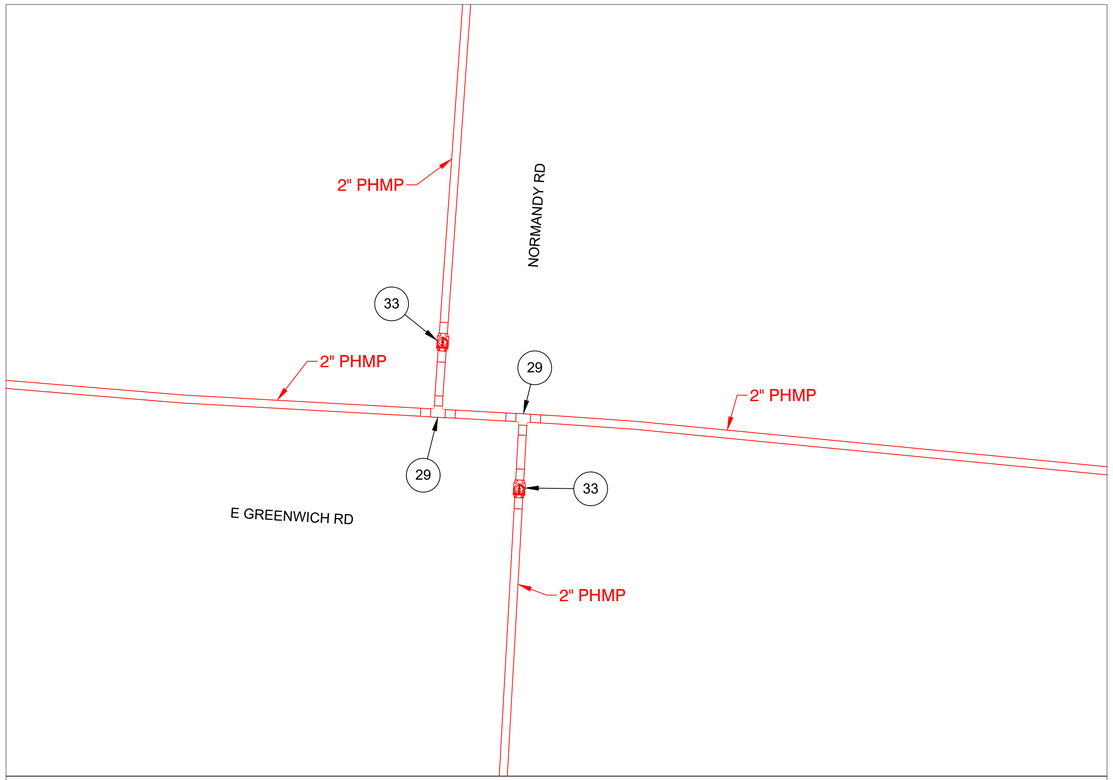

PREPARATORY TIE-IN DETAIL G
NOT TO SCALE

FINAL TIE-IN DETAIL G
NOT TO SCALE

ISSUED FOR CONSTRUCTION

COMMONWEALTH OF MASSACHUSETTS
MARK E. PETROSKI
11/19/2025
CIVIL
NO. 54037
REGISTERED PROFESSIONAL ENGINEER

THE DDS COMPANIES
153 CORDAVILLE RD
SUITE 210
SOUTHBOROUGH, MA 01772
(781) 385-4644

PROJECT # 71240106

FIELD VERIFY DIMENSIONS PRIOR TO PIPE FABRICATION

REV	Description	Date	Dw/Ck
01	REVISIONS PER EVERSOURCE COMMENTS	11/20/25	MDR/MEP
00	ISSUED FOR CONSTRUCTION	10/16/25	SBA/MEP

Revision/Status

EVERSOURCE

NORMANDY RD - GSEP, LONGMEADOW, MA
PROJECT # 24EG156 / WORK ORDER # 16933938/20075490
MA PREPARATORY AND FINAL TIE-IN DETAILS

SCALE: N.T.S. SHEET 20 OF 28

Drawn by / Date	Checked by / Date	Drawing Number	Rev. No.
PTC 10/16/2025	SBA 10/16/2025	MA-SPR-PIP-24-058-20	01

S:\Projects\71 Energy\202471240106 - Eversource - Normandy St\DWG\BASE\

Nov 20, 2025 - 10:58am

NORMANDY ROAD, LONGMEADOW, MA				DETAIL "H" PREPARATORY	
REQUIRED BILL OF MATERIALS					
Item Number	MRC Stock Number	Maximo Part Number	Description	Quantity	Units
1656	MCJUREMA-000	620089	FITTING,COUPLING, PIPE, LYCOFIT, 1 IN IPS SDR11, PLASTIC	1	EA
1660	MCJUREMA-000	602892	FITTING,TEE, 2 IN IPS X 1 IN IPS, ELECTROFUSION, HDPE, WITH BUTT FUSION OUTLET, HDPE, BLACK, ASTM F1055	1	EA
230	63462155	542982	CLAMP,PIPE, REPAIR, 6 IN CIP, SS, W/1-1/4 NPT TAP, FOR 6.84 - 7.24 IN PIPE	1	EA
8	63078024	542572	CAP,PIPE, 2 IN IPS SDR 11, BUTT END, POLYETHYLENE, P100	1	EA

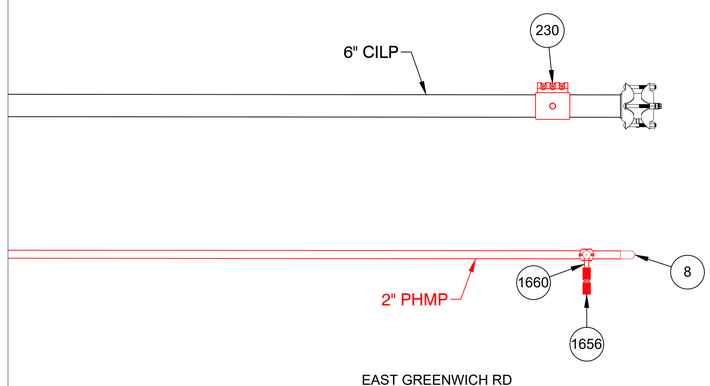

PREPARATORY TIE-IN DETAIL H
NOT TO SCALE

NORMANDY ROAD, LONGMEADOW, MA				DETAIL "H" FINAL	
REQUIRED BILL OF MATERIALS					
Item Number	MRC Stock Number	Maximo Part Number	Description	Quantity	Units
1653	MCJUREMA-000	620808	FITTING,CAP, LYCOFIT, 1 IN IPS SDR 11, PLASTIC, ASTM F1924	1	EA
359	19080285	554877	PLUG,PIPE, SQUARE HEAD, SOLID, 1-1/4 IN, THREADED END, BLACK IRON, ANSI B1.20.1	1	EA

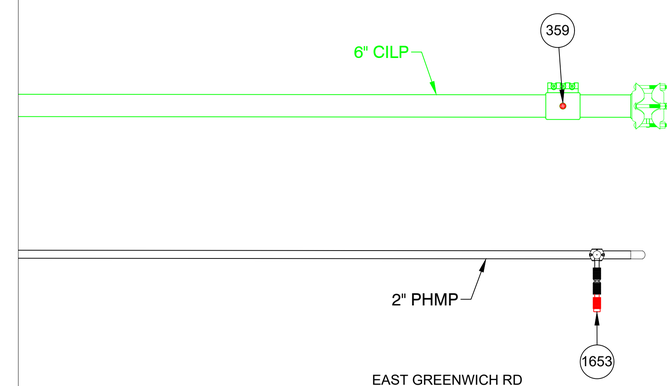

FINAL TIE-IN DETAIL H
NOT TO SCALE

ISSUED FOR CONSTRUCTION

COMMONWEALTH OF MASSACHUSETTS
MARK E. PETROSKI
11/19/2025
CIVIL
NO. 54037
REGISTERED PROFESSIONAL ENGINEER

THE DDS COMPANIES
153 CORDAVILLE RD
SUITE 210
SOUTHBOROUGH, MA 01772
(781) 385-4644

PROJECT # 71240106

FIELD VERIFY DIMENSIONS PRIOR TO PIPE FABRICATION

REV	Description	Date	Dw/Ck
01	REVISIONS PER EVERSOURCE COMMENTS	11/20/25	MDR/MEP
00	ISSUED FOR CONSTRUCTION	10/16/25	SBA/MEP

Revision/Status

EVERSOURCE

NORMANDY RD - GSEP, LONGMEADOW, MA
PROJECT # 24EG156 / WORK ORDER # 16933938/20075490
MA PREPARATORY AND FINAL TIE-IN DETAILS

SCALE: N.T.S. SHEET 21 OF 28

Drawn by / Date	Checked by / Date	Drawing Number	Rev. No.
PTC 10/16/2025	SBA 10/16/2025	MA-SPR-PIP-24-058-21	01

S:\Projects\71 Energy\2024\71240106 - Eversource - Normandy St\DWG\BASE\

Nov 20, 2025 - 10:58am

NORMANDY ROAD, LONGMEADOW, MA					DETAIL "I" PREPARATORY
REQUIRED BILL OF MATERIALS					
Item Number	**MRC Stock Number**	**Maximo Part Number**	**Description**	**Quantity**	**Units**
29	63078441	560705	TEE,PIPE, 2 IN IPS SDR 11, BUTT ENDS, POLYETHYLENE, P100	1	EA
33	14281726	562087	VALVE,BALL, 2 IN IPS, POLYETHYLENE, SDR 11, BUTT WELD, W/ FULL PORT OPENING	1	EA

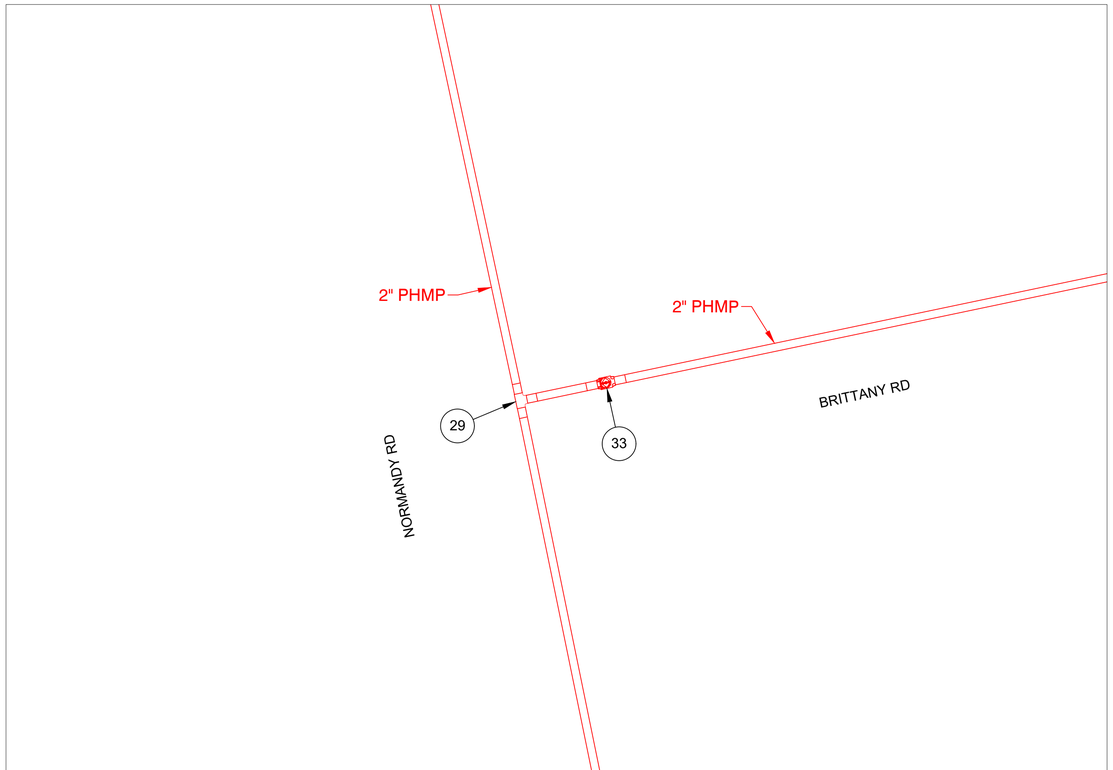

PREPARATORY TIE-IN DETAIL I
NOT TO SCALE

FINAL TIE-IN DETAIL I
NOT TO SCALE

REV	Description	Date	Dw/Ck
01	REVISIONS PER EVERSOURCE COMMENTS	11/20/25	MDR/MEP
00	ISSUED FOR CONSTRUCTION	10/16/25	SBA/MEP

Revision/Status

EVERSOURCE

NORMANDY RD - GSEP, LONGMEADOW, MA

PROJECT # 24EG156 / WORK ORDER # 16933938/20075490

MA PREPARATORY AND FINAL TIE-IN DETAILS

SCALE: N.T.S. SHEET 22 OF 28

Drawn by / Date	Checked by / Date	Drawing Number	Rev. No.
PTC 10/16/2025	SBA 10/16/2025	MA-SPR-PIP-24-058-22	01

ISSUED FOR CONSTRUCTION

COMMONWEALTH OF MASSACHUSETTS
MARK E. PETROSKI
11/19/2025
CIVIL
NO. 54037
REGISTERED PROFESSIONAL ENGINEER

THE DDS COMPANIES
153 CORDAVILLE RD
SUITE 210
SOUTHBOROUGH, MA 01772
(781) 385-4644

PROJECT # 71240106

FIELD VERIFY DIMENSIONS PRIOR TO PIPE FABRICATION

S:\Projects\71 Energy\2024\71240106 - Eversource - Normandy St\DWG\BASE\

Nov 20, 2025 - 10:58am

NORMANDY ROAD, LONGMEADOW, MA				DETAIL "J" PREPARATORY	
REQUIRED BILL OF MATERIALS					
Item Number	MRC Stock Number	Maximo Part Number	Description	Quantity	Units
1656	MCJUREMA-000	620089	FITTING,COUPLING, PIPE, LYCOFIT, 1 IN IPS SDR11, PLASTIC	1	EA
1660	MCJUREMA-000	602892	FITTING,TEE, 2 IN IPS X 1 IN IPS, ELECTROFUSION, HDPE, WITH BUTT FUSION OUTLET, HDPE, BLACK, ASTM F1055	1	EA
230	63462155	542982	CLAMP,PIPE, REPAIR, 6 IN CIP, SS, W/1-1/4 NPT TAP, FOR 6.84 - 7.24 IN PIPE	1	EA
8	63078024	542572	CAP,PIPE, 2 IN IPS SDR 11, BUTT END, POLYETHYLENE, P100	1	EA

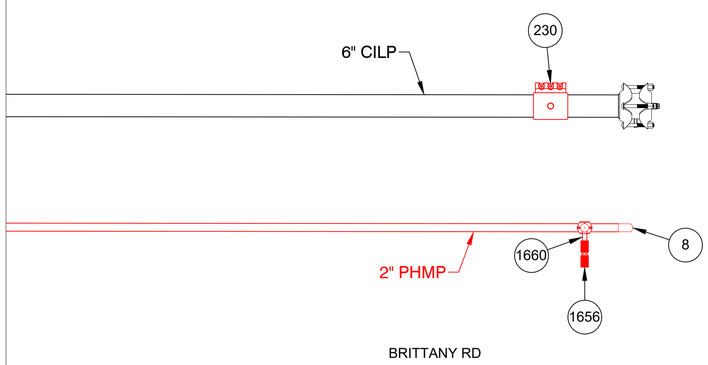

PREPARATORY TIE-IN DETAIL J
NOT TO SCALE

NORMANDY ROAD, LONGMEADOW, MA				DETAIL "J" FINAL	
REQUIRED BILL OF MATERIALS					
Item Number	MRC Stock Number	Maximo Part Number	Description	Quantity	Units
1653	MCJUREMA-000	620808	FITTING,CAP, LYCOFIT, 1 IN IPS SDR 11, PLASTIC, ASTM F1924	1	EA
359	19080285	554877	PLUG,PIPE, SQUARE HEAD, SOLID, 1-1/4 IN, THREADED END, BLACK IRON, ANSI B1.20.1	1	EA

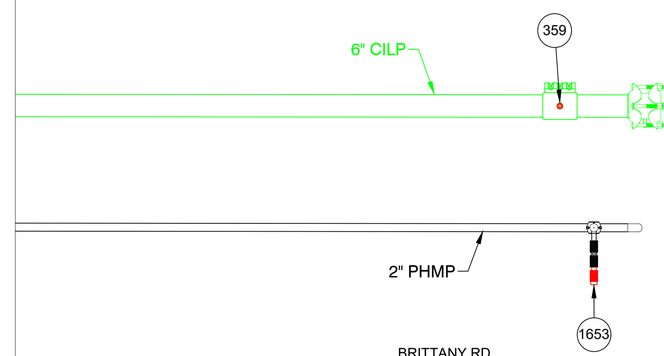

FINAL TIE-IN DETAIL J
NOT TO SCALE

ISSUED FOR CONSTRUCTION

COMMONWEALTH OF MASSACHUSETTS
MARK E. PETROSKI
11/19/2025
CIVIL
NO. 54037
REGISTERED PROFESSIONAL ENGINEER

THE DDS COMPANIES
153 CORDAVILLE RD
SUITE 210
SOUTHBOROUGH, MA 01772
(781) 385-4644

PROJECT # 71240106

FIELD VERIFY DIMENSIONS PRIOR TO PIPE FABRICATION

REV	Description	Date	Dw/Ck
01	REVISIONS PER EVERSOURCE COMMENTS	11/20/25	MDR/MEP
00	ISSUED FOR CONSTRUCTION	10/16/25	SBA/MEP

Revision/Status

EVERSOURCE

NORMANDY RD - GSEP, LONGMEADOW, MA
PROJECT # 24EG156 / WORK ORDER # 16933938/20075490
MA PREPARATORY AND FINAL TIE-IN DETAILS

SCALE: N.T.S. SHEET 23 OF 28

Drawn by / Date	Checked by / Date	Drawing Number	Rev. No.
PTC 10/16/2025	SBA 10/16/2025	MA-SPR-PIP-24-058-23	01

S:\Projects\71 Energy\2024\71240106 - Eversource - Normandy St\DWG\BASE\

Nov 20, 2025 - 10:58am

NORMANDY ROAD, LONGMEADOW, MA					DETAIL "K" PREPARATORY
REQUIRED BILL OF MATERIALS					
Item Number	MRC Stock Number	Maximo Part Number	Description	Quantity	Units
1656	MCJUREMA-000	620089	FITTING,COUPLING, PIPE, LYCOFIT, 1 IN IPS SDR11, PLASTIC	1	EA
1660	MCJUREMA-000	602892	FITTING,TEE, 2 IN IPS X 1 IN IPS, ELECTROFUSION, HDPE, WITH BUTT FUSION OUTLET, HDPE, BLACK, ASTM F1055	1	EA
231	63462157	578003	FITTING,CLAMP, FULL SEAL REPAIR, 6 X 9 IN, FOR STEEL PIPE	5	EA
33	14281726	562087	VALVE,BALL, 2 IN IPS, POLYETHYLENE, SDR 11, BUTT WELD, W/ FULL PORT OPENING	1	EA
55	63051277	500869	TEE,PIPE, NON-BLOWING, 6 X 1/2 IN CTS X 0.090 IN THK WALL SDR 7, ELECTROFUSION X COMPRESSION ENDS, POLYETHYLENE, PE3408	1	EA
62	63051389	500870	FITTING,TEE, 6 IN IPS X 2 IN IPS, ELECTROFUSION HIGH VOLUME TAPPING WITH BUTT FUSION OUTLET, HDPE, ASTM F1055, BLACK, GFCP	1	EA
98	63424035	610764	FITTING,COUPLING, PIPE, LYCOFIT, 1/2 IN CTS X 0.090 IN WALL THK, PLASTIC, CMA 21658100	1	EA

NORMANDY ROAD, LONGMEADOW, MA					DETAIL "K" FINAL
REQUIRED BILL OF MATERIALS					
Item Number	MRC Stock Number	Maximo Part Number	Description	Quantity	Units
1653	MCJUREMA-000	620808	FITTING,CAP, LYCOFIT, 1 IN IPS SDR 11, PLASTIC, ASTM F1924	1	EA
201	16080543	542566	CAP,PIPE, 6 IN X 6.065 IN BORE X 0.280 IN THK WALL, WELDED END, CS, ASTM A234 GR B, ANSI B16.9, FOR USE IN GAS DISTRIBUTION	1	EA
246	63483200	578185	FITTING,COUPLING, VENTED, INSULATED, 6 IN, W/ END CAP, FOR STEEL PIPE, EZB6VIUMG	1	EA
361	19080340	554878	PLUG,PIPE, SQUARE HEAD, SOLID, 2 IN, THREADED END, BLACK IRON, ANSI B1.20.1	5	EA
90	63424221	610757	FITTING,CAP, END, LYCOFIT, 1/2 IN CTS X 0.090 IN THK WALL, PLASTIC, CMA 750823	1	EA

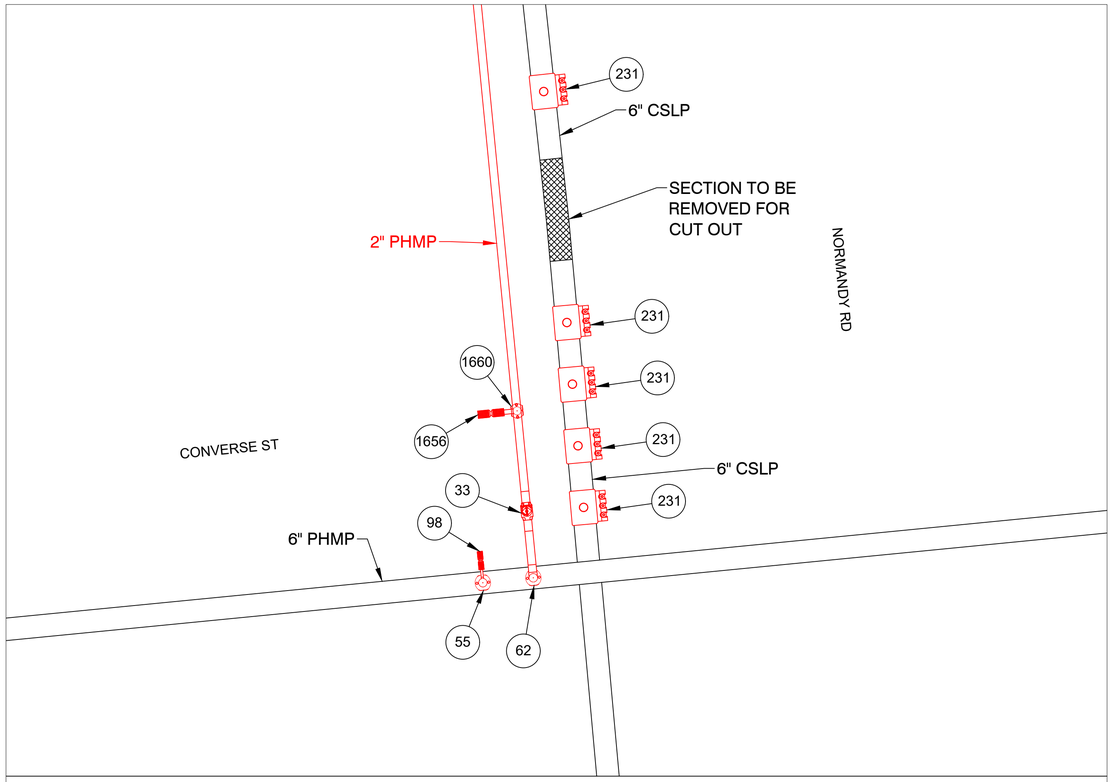

PREPARATORY TIE-IN DETAIL K

NOT TO SCALE

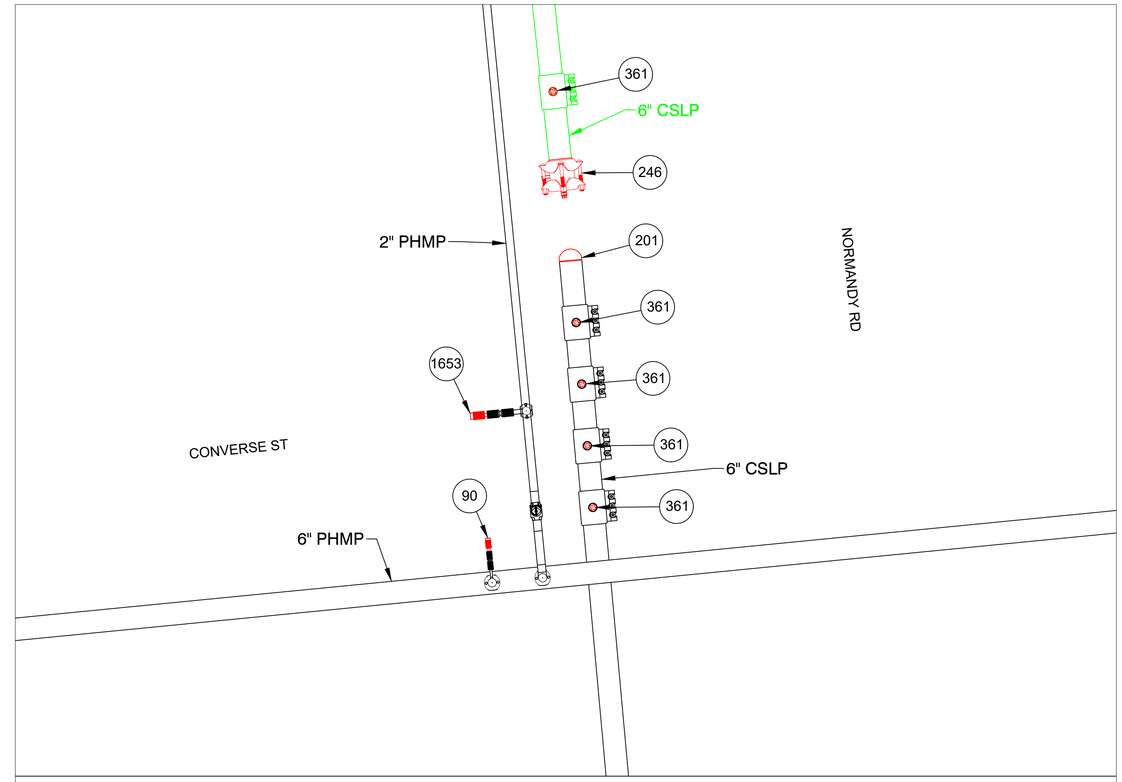

FINAL TIE-IN DETAIL K

NOT TO SCALE

REV	Description	Date	Dw/Ck
01	REVISIONS PER EVERSOURCE COMMENTS	11/20/25	MDR/MEP
00	ISSUED FOR CONSTRUCTION	10/16/25	SBA/MEP

Revision/Status

EVERSOURCE

NORMANDY RD - GSEP, LONGMEADOW, MA

PROJECT # 24EG156 / WORK ORDER # 16933938/20075490

MA PREPARATORY AND FINAL TIE-IN DETAILS

SCALE: N.T.S. SHEET 24 OF 28

Drawn by / Date	Checked by / Date	Drawing Number	Rev. No.
PTC 10/16/2025	SBA 10/16/2025	MA-SPR-PIP-24-058-24	01

ISSUED FOR CONSTRUCTION

COMMONWEALTH OF MASSACHUSETTS
MARK E. PETROSKI
11/19/2025
CIVIL
NO. 54037
REGISTERED PROFESSIONAL ENGINEER

THE DDS COMPANIES

153 CORDAVILLE RD
SUITE 210
SOUTHBOROUGH, MA 01772
(781) 385-4644

PROJECT # 71240106

FIELD VERIFY DIMENSIONS PRIOR TO PIPE FABRICATION

S:\Projects\71 Energy\2024\71240106 - Eversource - Normandy St\DWG\BASE\

Nov 20, 2025 - 10:58am

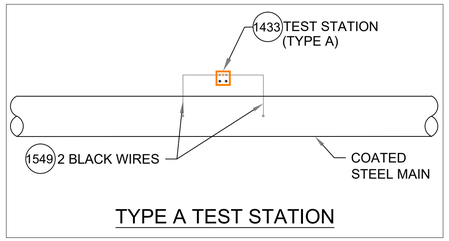

DETAIL CP1
SCALE: 1/2" = 1'-0"

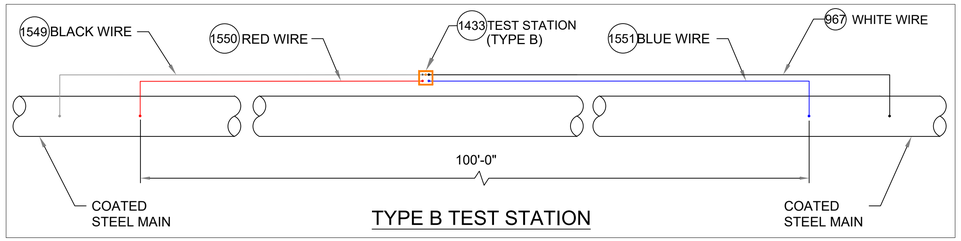

DETAIL CP2
SCALE: 1/2" = 1'-0"

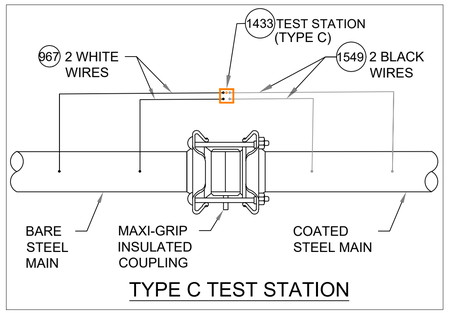

DETAIL CP3
SCALE: 1/2" = 1'-0"

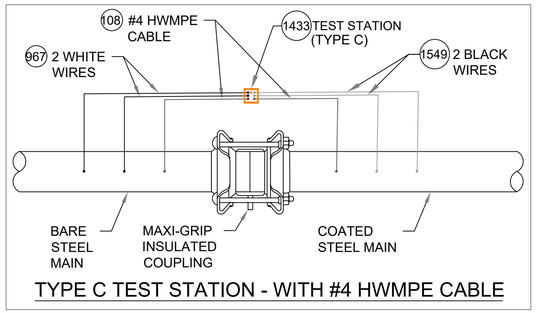

DETAIL CP4
SCALE: 1/2" = 1'-0"

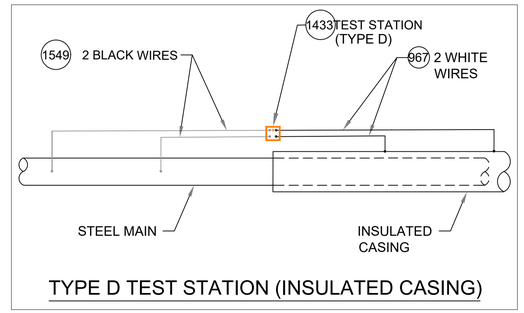

DETAIL CP5
SCALE: 1/2" = 1'-0"

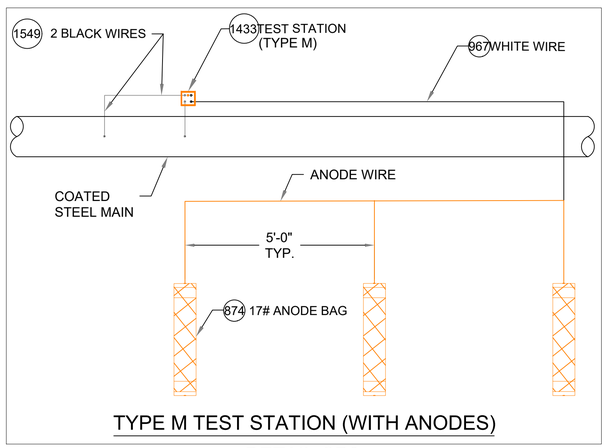

DETAIL CP6
SCALE: 1/2" = 1'-0"

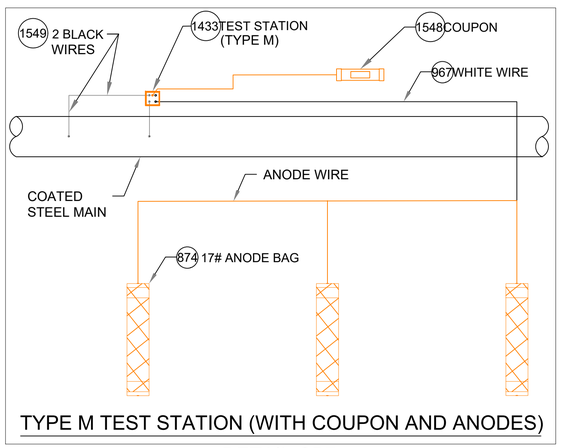

DETAIL CP7
SCALE: 1/2" = 1'-0"

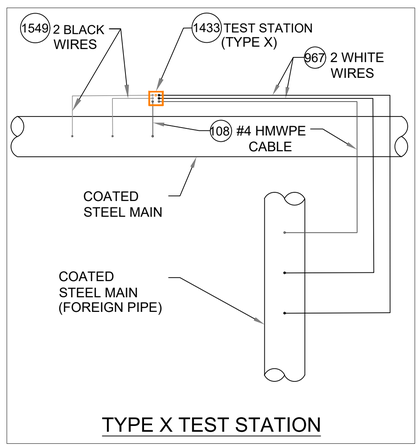

DETAIL CP8
SCALE: 1/2" = 1'-0"

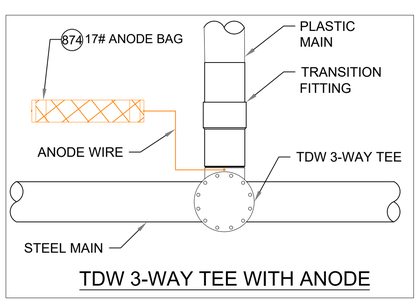

DETAIL CP9
SCALE: 1/2" = 1'-0"

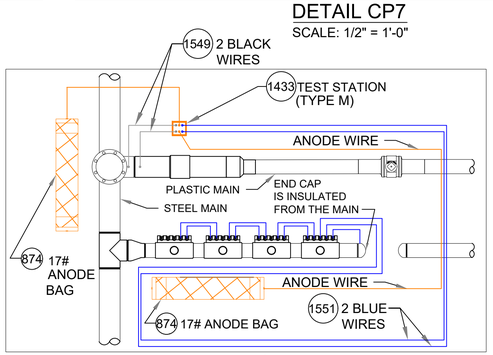

DETAIL CP10
SCALE: 1/2" = 1'-0"

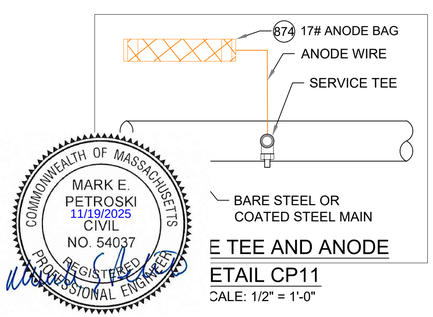

DETAIL CP11
SCALE: 1/2" = 1'-0"

COMMONWEALTH OF MASSACHUSETTS
MARK E. PETROSKI
11/19/2025
CIVIL
NO. 54037
REGISTERED PROFESSIONAL ENGINEER

CATHODIC PROTECTION BILL OF MATERIALS MASTER BOM

Item	Maximo No.	Description	Units
25	500804	WELDER,THERMITE, THERMITE, FOR GAS PIPE, #12 CABLE,HORIZONTAL STEEL PIPE 4 IN AND LARGER DIAMETER	EA
26	500805	WELDER,THERMITE, THERMITE, FOR GAS PIPE, #12 CABLE, HORIZONTAL STEEL PIPE 3/4 - 3-1/2 IN DIAMETER	EA
69	503673	TAPE,WAX, 9 FT LG X 4 IN W, 24 ROLLS/CS, ABOVE AND BELOW GROUND APPLICATIONS, TR-#2A WAX, ALUMINUM	ROLL
95	505818	ANODE,BAG, 2.5 X 2.5 X 4.5 IN, 10 FT LG, 3 LB, MAGNESIUM	EA
101	508567	POWDER, CARTRIDGE, TYPE IS F-33, ALLOY , CAP COLOR CLEAR, 15 GM CHARGE, 20/PAC, FOR STEEL PIPE	BOX
102	508572	PRIMER, 4 GAL/CASE, BROWN, FOR WAX TAPE, APPLICATION TEMP 0 TO 230 F, TEMCOAT 3000	EA
108	513850	CABLE, INSULATED, CATHODIC PROTECTION, 1/C, #4 AWG, 7 STR, 600 V, BLACK, HMWPE, CU, 1000 FT ROLLS	FT
116	517626	CONNECTOR, SPLIT BOLT, 12 SOLID - 10 STRANDED, CU TO CU, HOUSING (COVER) MATE IN 590389,	EA
657	559168	SLEEVE,ELECTRICAL, #14 TO 10 AWG, W/ THERMITE WELDER, FOR CATHODIC PROTECTION	EA
874	577776	ANODE,BAG, 17 LB NET, HIGH POTENTIAL MAGNESIUM, W/ 10 FT #10 AWG TW ORANGE LEAD WIRE, PACKED IN CARDBOARD BOX 42 LB TOTAL WEIGHT	EA
967	578415	WIRE,ELECTRICAL, THHN, 1/C, #10 AWG, STRANDED, WHITE, INSULATED, CU, 500 FT SPOOL, WIRE	ROLL
1219	584045	EDI CONCENTRIC COUPON ASSEMBLY INCLUDING UCB-ZIN-LW010, 10 FT OF CABLE	ES
1418	590389	HOUSING, 50 V MAX, 10 AWG MAX, FOR PROTECTING TRACER WIRE SPLICES, USED WITH CONNECTOR IN 517626. 10/BAG	EA
1433	590871	BOX VALVE, TEST STATION, CP TEST #178, 10-1/4 IN DIA. LID, 8-3/8 IN I.D. 16 IN H., ASTM A48 CL 25 CAST IRON, FOR OFF-ROAD USE ONLY	EA
1548	603126	EDI CONCENTRIC COUPON ASSEMBLY INCLUDING UCB-ZIN-LW025, 25 FT OF CABLE	ES
1549	603139	WIRE,ELECTRICAL, THHN, 1/C, #10 AWG, STRANDED, BLACK, INSULATED, CU, 500 FT SPOOL,WIRE	ROLL
1550	603140	WIRE,ELECTRICAL, THHN, 1/C, #10 AWG, STRANDED, RED, INSULATED, CU, 500 FT SPOOL, WIRE	ROLL
1551	603141	WIRE,ELECTRICAL, THHN, 1/C, #10 AWG, STRANDED, BLUE INSULATED, CU, 500 FT SPOOL, WIRE	ROLL
1565	603423	TAPE,WAX, 9 FT LG X 6 IN W X 70-90 MIL THK, 16 ROLLS/CS, ABOVE AND BELOW GROUND APPLICATIONS, TR-#2A WAX, ALUMINUM	ROLL
1573	603769	TRENTON-FILL POR PM-GP,140 FA, FOR FILLING VOIDS & IRREGULAR SPACES PRIOR TO WRAPPING W/WAX TAPE, 0F TO 110F APPLICATION TEMPERATURE, 6 BLOCKS/CASE,	CASE
1576	603894	BOX,CORROSION, 18 IN LG, 5 IN DP, CI, W/ 5 TERMINAL, HOOKS, NON-LOCKING LID, YELLOW, LID MARKED 'CP TEST' - CATHODIC PROTECTION, CP TEST BOX	EA
1845	513849	CABLE, INSULATED, CATHODIC PROTECTION, 1/C, #8 AWG, 600 V	EA
1846	584942	WIRE,ELECTRICAL, CATHODIC PROTECTION CABLE, #6, HMWPE INSULATED	EA
1847	583055	ENCAPSULATION KIT, 2 PART, RESIN EPOXY, MOLD BODY, THRU 1 KV, INSULATES AND MOISTURE SEALS WYE CONNECTIONS	EA

NOTES:

1. ALL TEST STATION BOXES SHOULD BE INSTALLED IN A SAFE LOCATION WHERE ONE INDIVIDUAL CAN SAFELY OPEN AND ACCESS THE TEST WIRES. ALL TEST WIRES INSIDE THE BOX SHOULD HAVE ENOUGH SLACK ON THE WIRES SO THEY CAN EXTEND A MINIMUM OF 12" ABOVE GRADE.
2. FOR TYPE A TEST STATIONS, THE TWO WIRES SHOULD BE THERMITE WELDED TO THE COATED STEEL MAIN AND BE THE SAME COLOR. (COUPONS COULD BE ADDED TO THE TEST STATION TYPE).
3. FOR TYPE B TEST STATIONS, EACH OF THE FOUR WIRES SHOULD BE A DIFFERENT COLOR AND DOCUMENTED
4. FOR TYPE C TEST STATIONS, THE WIRES SHOULD BE THE SAME COLOR ON EACH SIDE OF THE INSULATED COUPLING. (ANODES AND/OR COUPONS COULD BE ADDED TO THIS TEST STATION TYPE).
5. FOR TYPE D TEST STATIONS WHICH ARE AT A CASING, WHITE WIRES ARE NORMALLY INSTALLED ON THE STEEL CASING AND BLACK WIRES ARE INSTALLED ON THE CARRIER PIPE. (ANODES AND/OR COUPONS COULD BE ADDED TO THIS TEST STATION TYPE).
6. FOR TYPE M TEST STATIONS, THE TWO WIRES THERMITE WELDED TO THE CARRIER PIPE SHOULD BE THE SAME COLOR WIRE. THERE IS ALSO MAGNESIUM ANODE(S) WIRE(S) LOCATED INSIDE THE TEST STATION BOX.THE WIRE COLOR (TYPICALLY ORANGE) FOR THE ANODES. IF THE ANODE WIRES ARE SPLICED TO A COMMON ANODE HEADER CABLE, THE ANODE HEADER CABLE SHOULD BE A (WHITE OR RED) DIFFERENT COLOR WIRE THAN THE WIRE THAT WAS THERMITE WELDED TO THE CARRIER PIPE. AT A TYPE M TEST STATION, NO MAGNESIUM ANODES SHOULD BE DIRECTLY THERMITE WELDED TO THE CARRIER PIPE OR IN CONTACT WITH THE CARRIER PIPE. THE ANODE HEADER WIRE OR INDIVIDUAL ANODE WIRES SHOULD TERMINATE INSIDE THE TEST STATION BOX. ANODES SHOULD BE SPACED A MINIMUM OF 5' ON CENTER FROM EACH OTHER AND A MINIMUM OF 12" AWAY AND BELOW THE BOTTOM OF THE STEEL MAIN.
7. IF COUPONS ARE TO BE INSTALLED , FIRST REMOVE THE PROTECTIVE LABEL COVERING THE STEEL COUPON AND THE RED STICKERS COVERING EACH SENSING PORT. CLEAN THE ENTIRE STEEL COUPON SURFACE WITH ALCOHOL TO REMOVE THE CORROSION INHIBITOR .PLACE THE COUPON ASSEMBLY APPROXIMATELY 12" FROM THE GAS MAIN BEING MONITORED WITH THE SENSING PORTS FACING THE GAS MAIN. THE COUPON ASSEMBLY SHOULD BE LOCATED ADJACENT TO THE BOTTOM PORTION OF THE GAS MAIN, ANYWHERE BETWEEN 3 O'CLOCK AND 9 O'CLOCK. THE SOIL BETWEEN THE COUPON AND THE MAIN SHOULD BE WELL COMPACTED AND CONTAIN NO ROCKS LARGER THAN A CENTIMETER IN DIAMETER OR FOREIGN MATERIAL.
8. ONE (1) 3# ANODE (MINIMUM) SHALL BE INSTALLED TO PROTECT THE CLAMPS ON EACH 10-FOOT SPAN OF PIPE. EACH 10-FOOT SPAN OF PIPE MUST BE A CONTINUOUS SECTION OF STEEL. CLAMPS ON NON-CONTINUOUS SECTIONS OF STEEL EVEN IF THEY ARE WITHIN 10 FEET OF EACH CANNOT BE PROTECTED BY THE SAME ANODE.
9. REFER TO CONSTRUCTION STANDARD CS-500 SECTION IV.G WHICH PROVIDES GENERAL GUIDANCE REGARDING “WRAPPING” FOR CORROSION PROTECTION. CS-500 SECTION IV.G.5. DESCRIBES THE BASIC STEPS REQUIRED TO WRAP LEAK REPAIR CLAMPS.

NOTE: DETAILS CP-9 AND CP-11 ARE FOR NEW STEEL FITTINGS THAT ARE NOT ELECTRICALLY ISOLATED FROM EXISTING UNPROTECTED STEEL. THESE ANODES ARE DIRECTLY CONNECTED TO THE NEW STEEL FITTING AND THE ANODE MUST BE A MINIMUM OF 2 FEET FROM ANY NEW ISOLATED FITTINGS OR ASSOCIATED ANODES.

REV	Description	Date	Dw/Ck
01	REVISIONS PER EVERSOURCE COMMENTS	11/20/25	MDR/MEP
00	ISSUED FOR CONSTRUCTION	10/16/25	SBA/MEP

Revision/Status

EVERSOURCE

NORMANDY RD - GSEP, LONGMEADOW, MA

PROJECT # 24EG156 / WORK ORDER # 16933938/20075490

MA CORROSION DETAILS

FIELD VERIFY DIMENSIONS PRIOR TO PIPE FABRICATION

SCALE: NTS — SHEET 25 OF 28

Drawn by / Date	Checked by / Date	Drawing Number	Rev. No.
PTC 10/16/2025	SBA 10/16/2025	MA-SPR-PIP-24-058-25	01

S:\Projects\71 Energy\2024\71240106 - Eversource - Normandy St\DWG\BASE\

Nov 20, 2025 - 10:58am

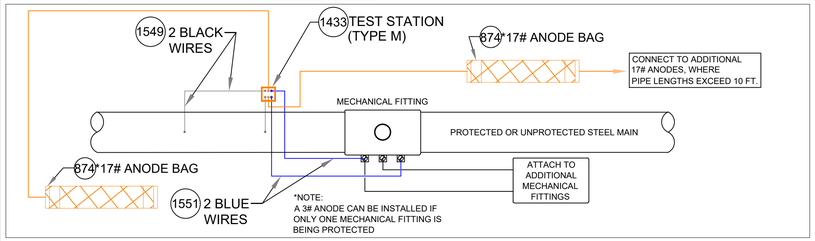

TEST STATION CONNECTION DETAILS FOR MECHANICAL FITTINGS INSTALLED ON A STEEL MAIN

DETAIL CP12

SCALE: 1/2" = 1'-0"

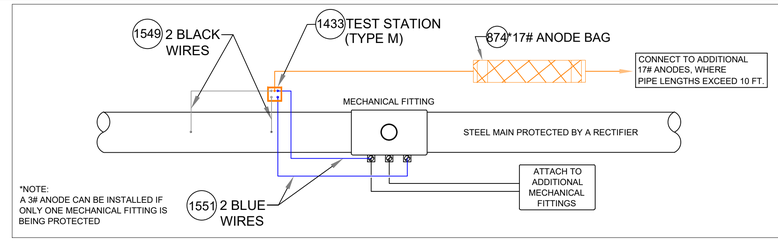

TEST STATION CONNECTION DETAILS FOR MECHANICAL FITTINGS INSTALLED ON STEEL MAIN PROTECTED BY A RECTIFIER

DETAIL CP13

SCALE: 1/2" = 1'-0"

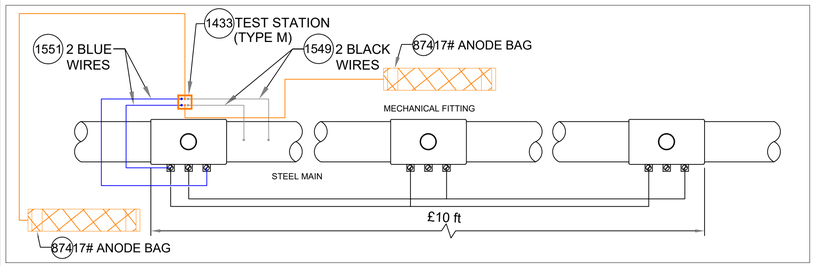

ANODE INSTALLATION FOR MULTIPLE MECHANICAL FITTINGS INSTALLED ON A ELECTRICALLY CONTINUOUS SECTION OF STEEL MAIN

DETAIL CP14

SCALE: 1/2" = 1'-0"

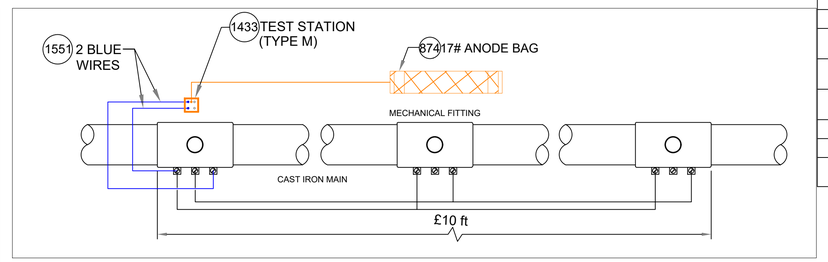

ANODE INSTALLATION FOR MULTIPLE MECHANICAL FITTINGS INSTALLED ON A CAST IRON MAIN

DETAIL CP15

SCALE: 1/2" = 1'-0"

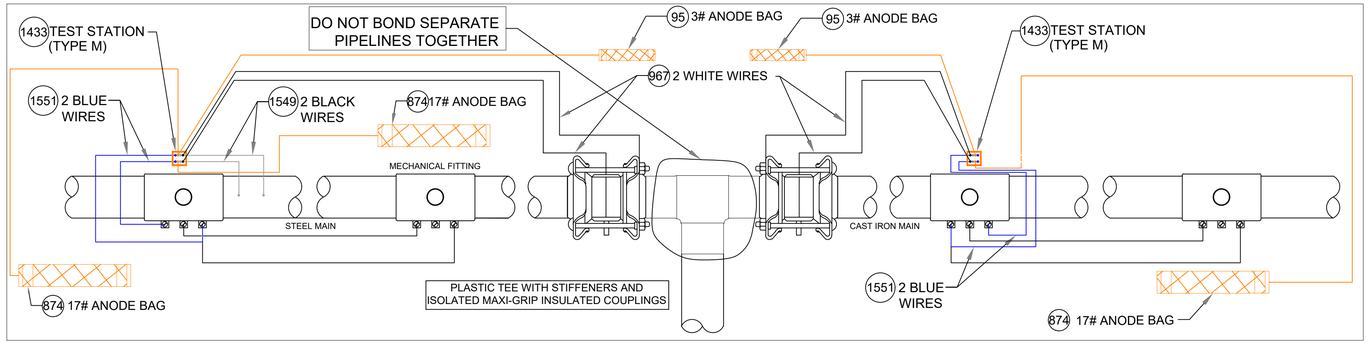

ANODE INSTALLATION FOR MULTIPLE MECHANICAL FITTINGS INSTALLED ON NON-ELECTRICALLY CONTINUOUS SECTIONS OF STEEL AND CAST IRON PIPING

DETAIL CP16

SCALE: 1/2" = 1'-0"

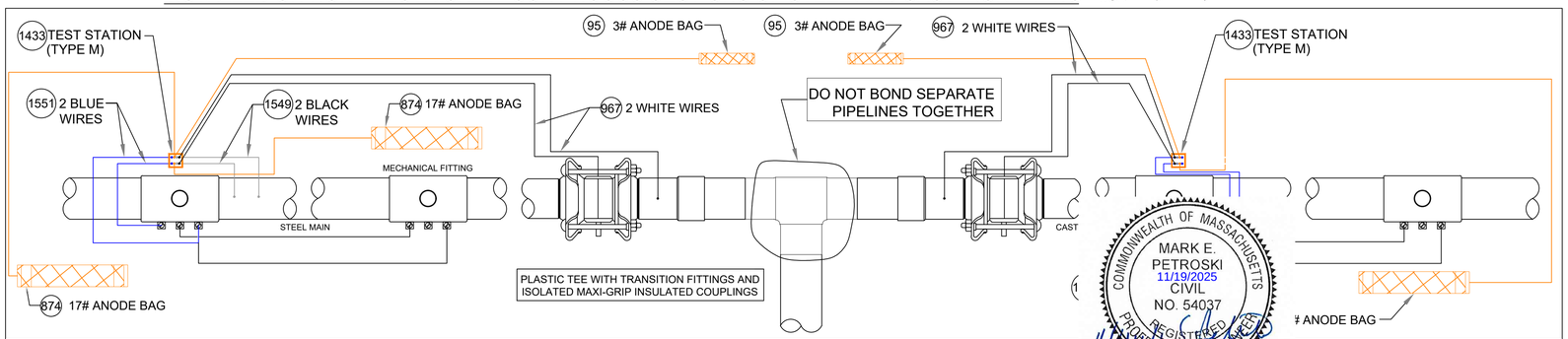

ANODE INSTALLATION FOR MULTIPLE MECHANICAL FITTINGS INSTALLED ON NON-ELECTRICALLY CONTINUOUS SECTIONS OF STEEL AND CAST IRON PIPING

SCALE: 1/2" = 1'-0"

COMMONWEALTH OF MASSACHUSETTS
MARK E. PETROSKI
11/19/2025
CIVIL
NO. 54037
REGISTERED PROFESSIONAL ENGINEER

CATHODIC PROTECTION BILL OF MATERIALS MASTER BOM

Item	Maximo No.	Description	Units
25	500804	WELDER,THERMITE, THERMITE, FOR GAS PIPE, #12 CABLE,HORIZONTAL STEEL PIPE 4 IN AND LARGER DIAMETER	EA
26	500805	WELDER,THERMITE, THERMITE, FOR GAS PIPE, #12 CABLE, HORIZONTAL STEEL PIPE 3/4 - 3-1/2 IN DIAMETER	EA
69	503673	TAPE,WAX, 9 FT LG X 4 IN W, 24 ROLLS/CS, ABOVE AND BELOW GROUND APPLICATIONS, TR-#2A WAX, ALUMINUM	ROLL
95	505818	ANODE,BAG, 2.5 X 2.5 X 4.5 IN, 10 FT LG, 3 LB, MAGNESIUM	EA
101	508567	POWDER, CARTRIDGE, TYPE IS F-33, ALLOY , CAP COLOR CLEAR, 15 GM CHARGE, 20/PAC, FOR STEEL PIPE	BOX
102	508572	PRIMER, 4 GAL/CASE, BROWN, FOR WAX TAPE, APPLICATION TEMP 0 TO 230 F, TEMCOAT 3000	EA
108	513850	CABLE, INSULATED, CATHODIC PROTECTION, 1/C, #4 AWG, 7 STR, 600 V, BLACK, HMWPE, CU, 1000 FT ROLLS	FT
116	517626	CONNECTOR, SPLIT BOLT, 12 SOLID - 10 STRANDED, CU TO CU, HOUSING (COVER) MATE IN 590389,	EA
657	559168	SLEEVE,ELECTRICAL, #14 TO 10 AWG, W/ THERMITE WELDER, FOR CATHODIC PROTECTION	EA
874	577776	ANODE,BAG, 17 LB NET, HIGH POTENTIAL MAGNESIUM, W/ 10 FT #10 AWG TW ORANGE LEAD WIRE, PACKED IN CARDBOARD BOX 42 LB TOTAL WEIGHT	EA
967	578415	WIRE,ELECTRICAL, THHN, 1/C, #10 AWG, STRANDED, WHITE, INSULATED, CU, 500 FT SPOOL, WIRE	ROLL
1219	584045	EDI CONCENTRIC COUPON ASSEMBLY INCLUDING UCB-ZIN-LW010, 10 FT OF CABLE	ES
1418	590389	HOUSING, 50 V MAX, 10 AWG MAX, FOR PROTECTING TRACER WIRE SPLICES, USED WITH CONNECTOR IN 517626. 10/BAG	EA
1433	590871	BOX VALVE, TEST STATION, CP TEST #178, 10-1/4 IN DIA. LID, 8-3/8 IN I.D. 16 IN H., ASTM A48 CL 25 CAST IRON, FOR OFF-ROAD USE ONLY	EA
1548	603126	EDI CONCENTRIC COUPON ASSEMBLY INCLUDING UCB-ZIN-LW025, 25 FT OF CABLE	ES
1549	603139	WIRE,ELECTRICAL, THHN, 1/C, #10 AWG, STRANDED, BLACK, INSULATED, CU, 500 FT SPOOL,WIRE	ROLL
1550	603140	WIRE,ELECTRICAL, THHN, 1/C, #10 AWG, STRANDED, RED, INSULATED, CU, 500 FT SPOOL, WIRE	ROLL
1551	603141	WIRE,ELECTRICAL, THHN, 1/C, #10 AWG, STRANDED, BLUE INSULATED, CU, 500 FT SPOOL, WIRE	ROLL
1565	603423	TAPE,WAX, 9 FT LG X 6 IN W X 70-90 MIL THK, 16 ROLLS/CS, ABOVE AND BELOW GROUND APPLICATIONS, TR-#2A WAX, ALUMINUM	ROLL
1573	603769	TRENTON-FILL POR PM-GP,140 FA, FOR FILLING VOIDS & IRREGULAR SPACES PRIOR TO WRAPPING W/WAX TAPE, 0F TO 110F APPLICATION TEMPERATURE, 6 BLOCKS/CASE,	CASE
1576	603894	BOX,CORROSION, 18 IN LG, 5 IN DP, CI, W/ 5 TERMINAL, HOOKS, NON-LOCKING LID, YELLOW, LID MARKED 'CP TEST' - CATHODIC PROTECTION, CP TEST BOX	EA
1845	513849	CABLE, INSULATED, CATHODIC PROTECTION, 1/C, #8 AWG, 600 V	EA
1846	584942	WIRE,ELECTRICAL, CATHODIC PROTECTION CABLE, #6, HMWPE INSULATED	EA
1847	583055	ENCAPSULATION KIT, 2 PART, RESIN EPOXY, MOLD BODY, THRU 1 KV, INSULATES AND MOISTURE SEALS WYE CONNECTIONS	EA

NOTES:

1. ALL TEST STATION BOXES SHOULD BE INSTALLED IN A SAFE LOCATION WHERE ONE INDIVIDUAL CAN SAFELY OPEN AND ACCESS THE TEST WIRES. ALL TEST WIRES INSIDE THE BOX SHOULD HAVE ENOUGH SLACK ON THE WIRES SO THEY CAN EXTEND A MINIMUM OF 12" ABOVE GRADE.
2. FOR TYPE A TEST STATIONS, THE TWO WIRES SHOULD BE THERMITE WELDED TO THE COATED STEEL MAIN AND BE THE SAME COLOR. (COUPONS COULD BE ADDED TO THE TEST STATION TYPE).
3. FOR TYPE B TEST STATIONS, EACH OF THE FOUR WIRES SHOULD BE A DIFFERENT COLOR AND DOCUMENTED
4. FOR TYPE C TEST STATIONS, THE WIRES SHOULD BE THE SAME COLOR ON EACH SIDE OF THE INSULATED COUPLING. (ANODES AND/OR COUPONS COULD BE ADDED TO THIS TEST STATION TYPE).
5. FOR TYPE D TEST STATIONS WHICH ARE AT A CASING, WHITE WIRES ARE NORMALLY INSTALLED ON THE STEEL CASING AND BLACK WIRES ARE INSTALLED ON THE CARRIER PIPE. (ANODES AND/OR COUPONS COULD BE ADDED TO THIS TEST STATION TYPE).
6. FOR TYPE M TEST STATIONS, THE TWO WIRES THERMITE WELDED TO THE CARRIER PIPE SHOULD BE THE SAME COLOR WIRE. THERE IS ALSO MAGNESIUM ANODE(S) WIRE(S) LOCATED INSIDE THE TEST STATION BOX.THE WIRE COLOR (TYPICALLY ORANGE) FOR THE ANODES. IF THE ANODE WIRES ARE SPLICED TO A COMMON ANODE HEADER CABLE, THE ANODE HEADER CABLE SHOULD BE A (WHITE OR RED) DIFFERENT COLOR WIRE THAN THE WIRE THAT WAS THERMITE WELDED TO THE CARRIER PIPE. AT A TYPE M TEST STATION, NO MAGNESIUM ANODES SHOULD BE DIRECTLY THERMITE WELDED TO THE CARRIER PIPE OR IN CONTACT WITH THE CARRIER PIPE. THE ANODE HEADER WIRE OR INDIVIDUAL ANODE WIRES SHOULD TERMINATE INSIDE THE TEST STATION BOX. ANODES SHOULD BE SPACED A MINIMUM OF 5' ON CENTER FROM EACH OTHER AND A MINIMUM OF 12" AWAY AND BELOW THE BOTTOM OF THE STEEL MAIN.
7. IF COUPONS ARE TO BE INSTALLED , FIRST REMOVE THE PROTECTIVE LABEL COVERING THE STEEL COUPON AND THE RED STICKERS COVERING EACH SENSING PORT. CLEAN THE ENTIRE STEEL COUPON SURFACE WITH ALCOHOL TO REMOVE THE CORROSION INHIBITOR .PLACE THE COUPON ASSEMBLY APPROXIMATELY 12" FROM THE GAS MAIN BEING MONITORED WITH THE SENSING PORTS FACING THE GAS MAIN. THE COUPON ASSEMBLY SHOULD BE LOCATED ADJACENT TO THE BOTTOM PORTION OF THE GAS MAIN, ANYWHERE BETWEEN 3 O'CLOCK AND 9 O'CLOCK. THE SOIL BETWEEN THE COUPON AND THE MAIN SHOULD BE WELL COMPACTED AND CONTAIN NO ROCKS LARGER THAN A CENTIMETER IN DIAMETER OR FOREIGN MATERIAL.
8. ONE (1) 3# ANODE (MINIMUM) SHALL BE INSTALLED TO PROTECT THE CLAMPS ON EACH 10-FOOT SPAN OF PIPE. EACH 10-FOOT SPAN OF PIPE MUST BE A CONTINUOUS SECTION OF STEEL. CLAMPS ON NON-CONTINUOUS SECTIONS OF STEEL EVEN IF THEY ARE WITHIN 10 FEET OF EACH CANNOT BE PROTECTED BY THE SAME ANODE.
9. REFER TO CONSTRUCTION STANDARD CS-500 SECTION IV.G WHICH PROVIDES GENERAL GUIDANCE REGARDING “WRAPPING” FOR CORROSION PROTECTION. CS-500 SECTION IV.G.5. DESCRIBES THE BASIC STEPS REQUIRED TO WRAP LEAK REPAIR CLAMPS.

NOTE: WHEN MULTIPLE WIRES FROM DIFFERENT PIPE SECTIONS ARE IN THE SAME TEST STATION, THE WIRES FROM THE SAME PIPE SECTION AND ASSOCIATED ANODE WILL BE TAPED TOGETHER INSIDE THE TEST STATION.

REV	Description	Date	Dw/Ck
01	REVISIONS PER EVERSOURCE COMMENTS	11/20/25	MDR/MEP
00	ISSUED FOR CONSTRUCTION	10/16/25	SBA/MEP

Revision/Status

THE DDS COMPANIES

EVERSOURCE

NORMANDY RD - GSEP, LONGMEADOW, MA

PROJECT # 24EG156 / WORK ORDER # 16933938/20075490

MA CORROSION DETAILS

FIELD VERIFY DIMENSIONS PRIOR TO PIPE FABRICATION

SCALE: NTS

SHEET 26 OF 28

Drawn by / Date	Checked by / Date	Drawing Number	Rev. No.
PTC 10/16/2025	SBA 10/16/2025	MA-SPR-PIP-24-058-26	01

S:\Projects\71 Energy\2024\71240106 - Eversource - Normandy St\DWG\BASE\

Nov 20, 2025 - 10:58am

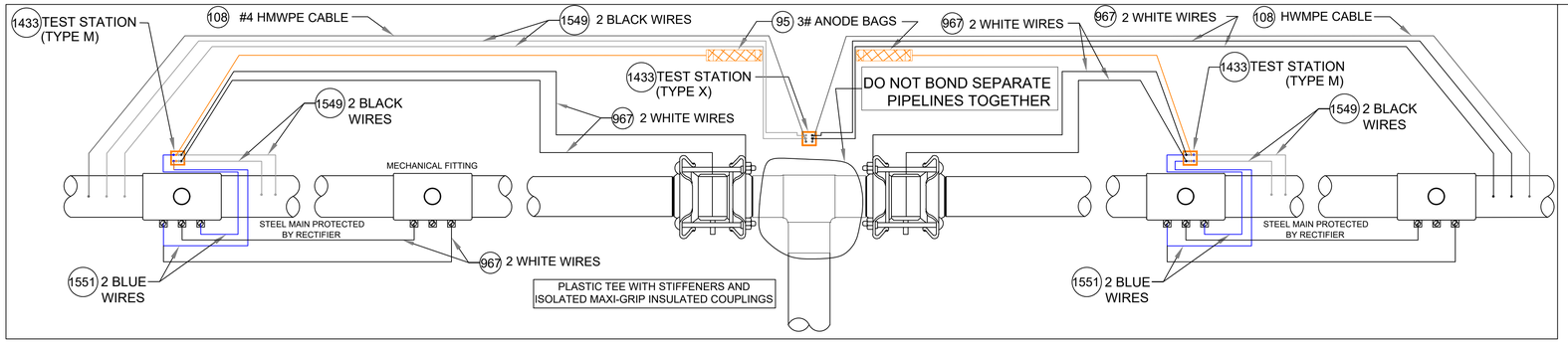

ANODE INSTALLATION FOR MULTIPLE MECHANICAL FITTINGS
INSTALLED ON NON-ELECTRICALLY CONTINUOUS SECTIONS OF COATED STEEL PIPING

DETAIL CP17
SCALE: 1/2" = 1'-0"

CATHODIC PROTECTION BILL OF MATERIALS MASTER BOM			
Item	Maximo No.	Description	Units
25	500804	WELDER,THERMITE, THERMITE, FOR GAS PIPE, #12 CABLE,HORIZONTAL STEEL PIPE 4 IN AND LARGER DIAMETER	EA
26	500805	WELDER,THERMITE, THERMITE, FOR GAS PIPE, #12 CABLE, HORIZONTAL STEEL PIPE 3/4 - 3-1/2 IN DIAMETER	EA
69	503673	TAPE,WAX, 9 FT LG X 4 IN W, 24 ROLLS/CS, ABOVE AND BELOW GROUND APPLICATIONS, TR-#2A WAX, ALUMINUM	ROLL
95	505818	ANODE,BAG, 2.5 X 2.5 X 4.5 IN, 10 FT LG, 3 LB, MAGNESIUM	EA
101	508567	POWDER, CARTRIDGE, TYPE IS F-33, ALLOY , CAP COLOR CLEAR, 15 GM CHARGE, 20/PAC, FOR STEEL PIPE	BOX
102	508572	PRIMER, 4 GAL/CASE, BROWN, FOR WAX TAPE, APPLICATION TEMP 0 TO 230 F, TEMCOAT 3000	EA
108	513850	CABLE, INSULATED, CATHODIC PROTECTION, 1/C, #4 AWG, 7 STR, 600 V, BLACK, HMWPE, CU, 1000 FT ROLLS	FT
116	517626	CONNECTOR, SPLIT BOLT, 12 SOLID - 10 STRANDED, CU TO CU, HOUSING (COVER) MATE IN 590389,	EA
657	559168	SLEEVE,ELECTRICAL, #14 TO 10 AWG, W/ THERMITE WELDER, FOR CATHODIC PROTECTION	EA
874	577776	ANODE,BAG, 17 LB NET, HIGH POTENTIAL MAGNESIUM, W/ 10 FT #10 AWG TW ORANGE LEAD WIRE, PACKED IN CARDBOARD BOX 42 LB TOTAL WEIGHT	EA
967	578415	WIRE,ELECTRICAL, THHN, 1/C, #10 AWG, STRANDED, WHITE, INSULATED, CU, 500 FT SPOOL, WIRE	ROLL
1219	584045	EDI CONCENTRIC COUPON ASSEMBLY INCLUDING UCB-ZIN-LW010, 10 FT OF CABLE	ES
1418	590389	HOUSING, 50 V MAX, 10 AWG MAX, FOR PROTECTING TRACER WIRE SPLICES, USED WITH CONNECTOR IN 517626. 10/BAG	EA
1433	590871	BOX VALVE, TEST STATION, CP TEST #178, 10-1/4 IN DIA. LID, 8-3/8 IN I.D. 16 IN H., ASTM A48 CL 25 CAST IRON, FOR OFF-ROAD USE ONLY	EA
1548	603126	EDI CONCENTRIC COUPON ASSEMBLY INCLUDING UCB-ZIN-LW025, 25 FT OF CABLE	ES
1549	603139	WIRE,ELECTRICAL, THHN, 1/C, #10 AWG, STRANDED, BLACK, INSULATED, CU, 500 FT SPOOL,WIRE	ROLL
1550	603140	WIRE,ELECTRICAL, THHN, 1/C, #10 AWG, STRANDED, RED, INSULATED, CU, 500 FT SPOOL, WIRE	ROLL
1551	603141	WIRE,ELECTRICAL, THHN, 1/C, #10 AWG, STRANDED, BLUE INSULATED, CU, 500 FT SPOOL, WIRE	ROLL
1565	603423	TAPE,WAX, 9 FT LG X 6 IN W X 70-90 MIL THK, 16 ROLLS/CS, ABOVE AND BELOW GROUND APPLICATIONS, TR-#2A WAX, ALUMINUM	ROLL
1573	603769	TRENTON-FILL POR PM-GP,140 FA, FOR FILLING VOIDS & IRREGULAR SPACES PRIOR TO WRAPPING W/WAX TAPE, 0F TO 110F APPLICATION TEMPERATURE, 6 BLOCKS/CASE,	CASE
1576	603894	BOX,CORROSION, 18 IN LG, 5 IN DP, CI, W/ 5 TERMINAL, HOOKS, NON-LOCKING LID, YELLOW, LID MARKED 'CP TEST' - CATHODIC PROTECTION, CP TEST BOX	EA
1845	513849	CABLE, INSULATED, CATHODIC PROTECTION, 1/C, #8 AWG, 600 V	EA
1846	584942	WIRE,ELECTRICAL, CATHODIC PROTECTION CABLE, #6, HMWPE INSULATED	EA
1847	583055	ENCAPSULATION KIT, 2 PART, RESIN EPOXY, MOLD BODY, THRU 1 KV, INSULATES AND MOISTURE SEALS WYE CONNECTIONS	EA

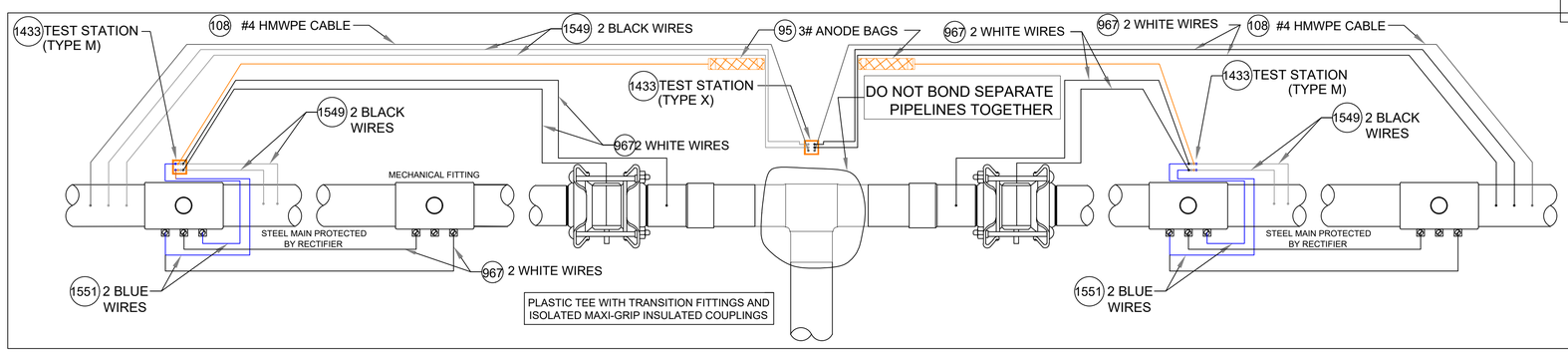

ANODE INSTALLATION FOR MULTIPLE MECHANICAL FITTINGS
INSTALLED ON NON-ELECTRICALLY CONTINUOUS SECTIONS OF COATED STEEL PIPING

DETAIL CP17A
SCALE: 1/2" = 1'-0"

NOTES:

1. ALL TEST STATION BOXES SHOULD BE INSTALLED IN A SAFE LOCATION WHERE ONE INDIVIDUAL CAN SAFELY OPEN AND ACCESS THE TEST WIRES. ALL TEST WIRES INSIDE THE BOX SHOULD HAVE ENOUGH SLACK ON THE WIRES SO THEY CAN EXTEND A MINIMUM OF 12" ABOVE GRADE.
2. FOR TYPE A TEST STATIONS, THE TWO WIRES SHOULD BE THERMITE WELDED TO THE COATED STEEL MAIN AND BE THE SAME COLOR. (COUPONS COULD BE ADDED TO THE TEST STATION TYPE).
3. FOR TYPE B TEST STATIONS, EACH OF THE FOUR WIRES SHOULD BE A DIFFERENT COLOR AND DOCUMENTED
4. FOR TYPE C TEST STATIONS, THE WIRES SHOULD BE THE SAME COLOR ON EACH SIDE OF THE INSULATED COUPLING. (ANODES AND/OR COUPONS COULD BE ADDED TO THIS TEST STATION TYPE).
5. FOR TYPE D TEST STATIONS WHICH ARE AT A CASING, WHITE WIRES ARE NORMALLY INSTALLED ON THE STEEL CASING AND BLACK WIRES ARE INSTALLED ON THE CARRIER PIPE. (ANODES AND/OR COUPONS COULD BE ADDED TO THIS TEST STATION TYPE).
6. FOR TYPE M TEST STATIONS, THE TWO WIRES THERMITE WELDED TO THE CARRIER PIPE SHOULD BE THE SAME COLOR WIRE. THERE IS ALSO MAGNESIUM ANODE(S) WIRE(S) LOCATED INSIDE THE TEST STATION BOX.THE WIRE COLOR (TYPICALLY ORANGE) FOR THE ANODES. IF THE ANODE WIRES ARE SPLICED TO A COMMON ANODE HEADER CABLE, THE ANODE HEADER CABLE SHOULD BE A (WHITE OR RED) DIFFERENT COLOR WIRE THAN THE WIRE THAT WAS THERMITE WELDED TO THE CARRIER PIPE. AT A TYPE M TEST STATION, NO MAGNESIUM ANODES SHOULD BE DIRECTLY THERMITE WELDED TO THE CARRIER PIPE OR IN CONTACT WITH THE CARRIER PIPE. THE ANODE HEADER WIRE OR INDIVIDUAL ANODE WIRES SHOULD TERMINATE INSIDE THE TEST STATION BOX. ANODES SHOULD BE SPACED A MINIMUM OF 5' ON CENTER FROM EACH OTHER AND A MINIMUM OF 12" AWAY AND BELOW THE BOTTOM OF THE STEEL MAIN.
7. IF COUPONS ARE TO BE INSTALLED , FIRST REMOVE THE PROTECTIVE LABEL COVERING THE STEEL COUPON AND THE RED STICKERS COVERING EACH SENSING PORT. CLEAN THE ENTIRE STEEL COUPON SURFACE WITH ALCOHOL TO REMOVE THE CORROSION INHIBITOR .PLACE THE COUPON ASSEMBLY APPROXIMATELY 12" FROM THE GAS MAIN BEING MONITORED WITH THE SENSING PORTS FACING THE GAS MAIN. THE COUPON ASSEMBLY SHOULD BE LOCATED ADJACENT TO THE BOTTOM PORTION OF THE GAS MAIN, ANYWHERE BETWEEN 3 O'CLOCK AND 9 O'CLOCK. THE SOIL BETWEEN THE COUPON AND THE MAIN SHOULD BE WELL COMPACTED AND CONTAIN NO ROCKS LARGER THAN A CENTIMETER IN DIAMETER OR FOREIGN MATERIAL.
8. ONE (1) 3# ANODE (MINIMUM) SHALL BE INSTALLED TO PROTECT THE CLAMPS ON EACH 10-FOOT SPAN OF PIPE. EACH 10-FOOT SPAN OF PIPE MUST BE A CONTINUOUS SECTION OF STEEL. CLAMPS ON NON-CONTINUOUS SECTIONS OF STEEL EVEN IF THEY ARE WITHIN 10 FEET OF EACH CANNOT BE PROTECTED BY THE SAME ANODE.
9. REFER TO CONSTRUCTION STANDARD CS-500 SECTION IV.G WHICH PROVIDES GENERAL GUIDANCE REGARDING “WRAPPING” FOR CORROSION PROTECTION. CS-500 SECTION IV.G.5. DESCRIBES THE BASIC STEPS REQUIRED TO WRAP LEAK REPAIR CLAMPS.

NOTE: WHEN MULTIPLE WIRES FROM DIFFERENT PIPE SECTIONS ARE IN THE SAME TEST STATION, THE WIRES FROM THE SAME PIPE SECTION AND ASSOCIATED ANODE WILL BE TAPED TOGETHER INSIDE THE TEST STATION.

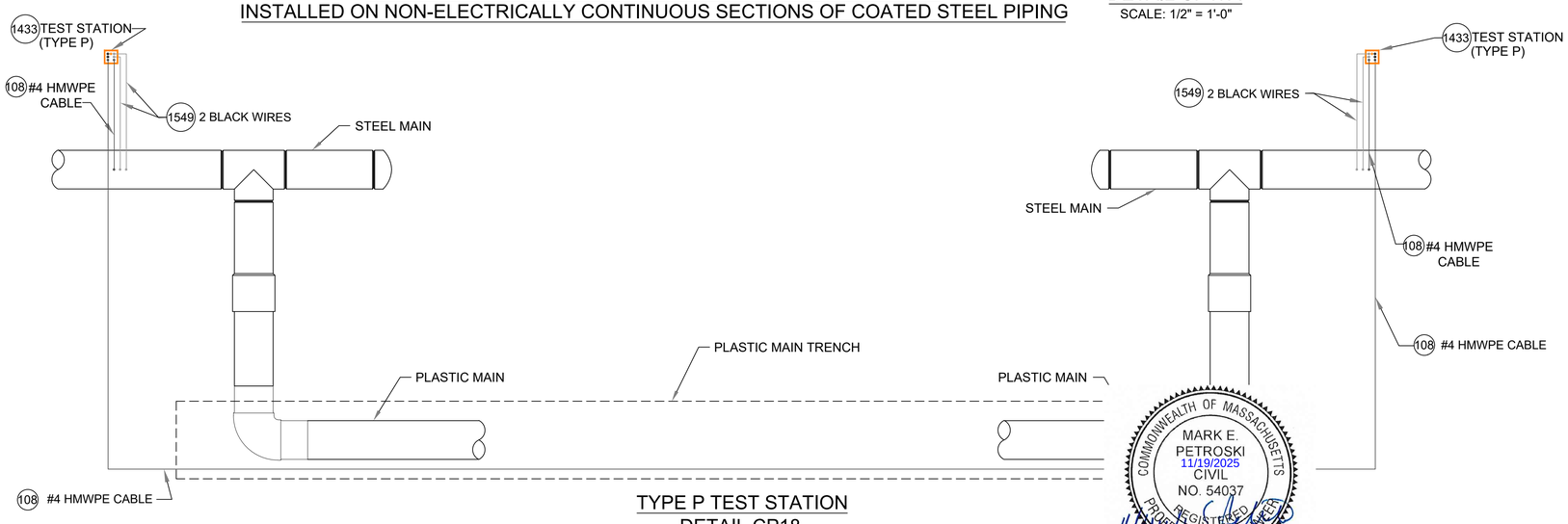

TYPE P TEST STATION
DETAIL CP18
SCALE: 1/2" = 1'-0"

COMMONWEALTH OF MASSACHUSETTS
MARK E. PETROSKI
11/19/2025
CIVIL
NO. 54037
REGISTERED PROFESSIONAL ENGINEER

FIELD VERIFY DIMENSIONS PRIOR TO PIPE FABRICATION

REV	Description	Date	Dw/Ck
01	REVISIONS PER EVERSOURCE COMMENTS	11/20/25	MDR/MEP
00	ISSUED FOR CONSTRUCTION	10/16/25	SBA/MEP

Revision/Status

EVERSOURCE

NORMANDY RD - GSEP, LONGMEADOW, MA

PROJECT # 24EG156 / WORK ORDER # 16933938/20075490

MA CORROSION DETAILS

SCALE: NTS | SHEET 27 OF 28

Drawn by / Date	Checked by / Date	Drawing Number	Rev. No.
PTC 10/16/2025	SBA 10/16/2025	MA-SPR-PIP-24-058-27	01

S:\Projects\71 Energy\2024\71240106 - Eversource - Normandy St\DWG\BASE\

Nov 20, 2025 - 10:59am

REV	Description	Date	Dw/Ck
01	REVISIONS PER EVERSOURCE COMMENTS	11/20/25	MDR/MEP
00	ISSUED FOR CONSTRUCTION	10/16/25	SBA/MEP

Revision/Status

EVERSOURCE

NORMANDY RD - GSEP, LONGMEADOW, MA

PROJECT # 24EG156 / WORK ORDER # 16933938/20075490

BLANK GRIDDED SHEET

SCALE: NTS

SHEET 28 OF 28

Drawn by / Date	Checked by / Date	Drawing Number	Rev. No.
PTC 10/16/2025	SBA 10/16/2025	MA-SPR-PIP-24-058-28	01

ISSUED FOR CONSTRUCTION

COMMONWEALTH OF MASSACHUSETTS
MARK E. PETROSKI
11/19/2025
CIVIL
NO. 54037
REGISTERED PROFESSIONAL ENGINEER

THE DDS COMPANIES
153 CORDAVILLE RD
SUITE 210
SOUTHBOROUGH, MA 01772
(781) 385-4644

PROJECT # 71240106

FIELD VERIFY DIMENSIONS PRIOR TO PIPE FABRICATION

S:\Projects\71 Energy\202417\240106 - Eversource - Normandy St\DWG\BASE\

Nov 20, 2025 - 10:59am

EVERSOURCE

Honorable Mayor and City Council
City of Springfield
City Hall
Court Street
Springfield, MA 01103

ATTN: Mr. Anthony Wilson, City Clerk

PROJECT NAME: Normandy Rd – GSEP

Ladies & Gentlemen:

Eversource Gas of Massachusetts (EGMA) hereby requests that it be granted a location for and permission to install underground gas facilities within a section of the Normandy Rd neighborhoods (as seen in the attached plan). Work will extend to the following streets in varying degrees/durations:

Street Name	From	To
Normandy Rd	Park Dr	Town Line
Park Dr	330 Park Dr	Town Line

This Project will introduce modernized high-density polyethylene gas infrastructure to the area, and retire aged cast iron gas infrastructure. All proposed work by EGMA will include such laterals and service connections as it may now or subsequently find necessary.

Sincerely,

Matthew Nichols

Matthew Nichols
Project Engineer
Eversource Gas of Massachusetts
2025 Roosevelt Avenue
Springfield, MA 01104
Cell: 781-490-3039
Email: matthew.nichols@eversource.com

To the Mayor and City Council of the City of Springfield:

The undersigned respectfully petition your honorable body.

"To discontinue a section of Wallace Street. Said section is approximately 6,000 square feet, from Wisteria Street a distance of one hundred (100) lineal feet in a southerly direction."

SPRINGFIELD, MASSACHUSETTS July 16, 2025

NAME	ADDRESS
Tracye Whitfield	122 Cuff Ave 01104
Jane Maye	[illegible]
Tracy [illegible]	211 Carver St 01108
Curtis Johnson	211 Carver St 01108
Taquaya Whitfield	45 Crest St 01109
Cassandra Gordan	43 Crest St 01109
Ricardo Lyons	131 Marsden St. 01109
Tahliek Kelly	45 Spencer St 01118
Genesis Arekeria	1611 South Branch Parkway
43-45 Crest St 01109 - Moved from old address	

Petition #10,305

JETS Property Development
1690 Boston Rd #1022
Springfield, MA 01129
Phone: 413-977-2170
Email:jetshomesanddevelopments@gmail.com

Springfield MA Department of Public Works
Attention: Director Chris Cignoli
70 Tapley Street
Springfield, MA 01104

RE: Request for Street Discontinuance – Paper Street Wallace St (uncompleted/adjacent to Wisteria St)

Dear Director Cignoli,

I am writing to formally request the discontinuance of the unconstructed ("paper") street known as Wallace Street, located in Springfield, Massachusetts, adjacent to our parcel number 12430048. This portion of Wallace Street has remained undeveloped for several years, with no plans for future construction or public use. It currently exists only as a paper street on city records and does not serve any public utility or access function.

Given its inactive status and the absence of any future development plans, I respectfully request that the City initiate the process to officially discontinue this segment of Wallace Street. I further request that the land area associated with this discontinued street be equitably apportioned between the abutting property owners, consistent with standard practice and Massachusetts General Laws Chapter 82.

This request is submitted pursuant to the provisions of Massachusetts General Laws, Chapter 82, and local street discontinuance procedures. The purpose of this request is to resolve property access issues, eliminate a redundant or unused section of roadway, and support a redevelopment plan.

I respectfully ask the Department of Public Works to review this request and initiate the necessary review process, including coordination with relevant departments and scheduling of a public hearing before the Board of Public Works.

Please feel free to contact me at 413-977-2170 or jelanibland@gmail.com

Thank you for your consideration.

Sincerely,
Jelani Bland
Jelani Bland

Verified by pdfFiller
07/15/2025

NOTICE OF MEETING

CITY OF
SPRINGFIELD, MASSACHUSETTS

PET. NO. 10,305 January 6, 2026

The Board of Public Works, to which was referred the petition of JETS Property Development LLC and others, praying:

- **"To discontinue a section of Wallace Street. Said section is approximately 6,000 square feet, from Wisteria Street a distance of one hundred (100) lineal feet in a southerly direction."**

Hereby gives notice that said Board will meet **in front of #23 Wisteria Street, Springfield, MA,** on **Tuesday, January 20, 2026**, at four (**4:00 P.M.**) o'clock in the evening.

View the premises.

View the plan.

Hear all persons interested therein.

Determine whether the Board shall recommend the proposed private way abandonment in said petition.

Estimate any damages resulting from the action of the Board.

BOARD OF PUBLIC WORKS:

(JOHN J. FITZGERALD)

(JACK DAPONDE)

124130044
CHAN YING
6 BRIDLE PATH
WILBRAHAM, MA 01095

124130046
CONNELL RICHARD
50 BAKER RD
SALISBURY, MA 01952

124130042
CRENSHAW LEROY
39 WISTERIA ST
SPRINGFIELD, MA 01119

124130006
JAMROGOWICZ MARY JANE &
18 CEDAR ST
ENFIELD, CT 06082

124130003
JEROME JOCELYN
14 WISTERIA ST
SPRINGFIELD, MA 01119

124130048
JETS PROPERTY
122 CUFF AVE
SPRINGFIELD, MA 01104

119450025
MARTINEZ JAVIER
112 WALLACE ST
SPRINGFIELD, MA 01119

124130050
PERCY MARCUS G
11-15 WISTERIA ST
SPRINGFIELD, MA 01119

124130008
PEREIRA NANCY D & VICTOR
160 MAZARIN ST
INDIAN ORCHARD, MA 01151

Order of Discontinuance of a Section of Public Way Known as Wallace Street as a public way from its northeasterly terminus.

WHEREAS, the City of Springfield receives a Petition to "discontinue and abandon a paper street section of public way known as Wallace Street northeasterly terminus a distance of one hundred (100) lineal feet in a northerly direction from Wisteria Street, approximate area of 6,000 square feet", a copy of said petition dated July 16, 2025 (#10,305) is attached; and

WHEREAS, said petition #10,305 was referred to the Board of Public Works on July 16, 2025; and

WHEREAS, On January 6, 2026 a Notice of a Public Hearing on petition #10,305, to be held January 20, 2026, was sent by mail to all property owners abutting an affected road as listed on said Notice who are listed in the attachment as Exhibit B and a notice was published in a newspaper of general circulation in Springfield before the day of the hearing and posted in a conspicuous place in the office of the city clerk before the day of the hearing. The Board of Public Works was held as scheduled on site with the petitioner and interested parties; and

WHEREAS, on January, 2026 the Board of Public Works reported thereon that, after careful consideration of petition #10,305, the Board of Public Works is of the opinion common convenience and necessity recommends that the small section of public way known as Wallace Street northeasterly terminus a distance of one hundred (100) lineal feet, approximate area of 6,000 square feet in a northerly direction from Wisteria Street be abandoned as shown on plan entitled:

Springfield, MA

Partial Street Discontinuance Wallance Street

approximate area of 6,000 square feet

Prepared for the Board of Public Works

Scale: 1"-20' Date December 17. 2025

consisting of one (1) sheet, which plan is incorporated herein by reference and is on file in the office of the Engineering Division of the Department of Public Works, Springfield, Massachusetts, and which is to be recorded in the Hampden County Registry of Deeds; and,

The Board further opined that no damages would be sustained by any person, firm, or corporation in their property by reason of the proposed abandon a section of Wallace Street; and,

WHEREAS, petition #10,305 came before the City Council for a Public Hearing on this date,

NOW THEREFORE, BE IT ORDERED:

1. that the City Council of the City of Springfield, with the approval of the Mayor, finds that the paper street section of Wallace Street has become abandoned and unused for ordinary travel and that the common convenience and necessity no longer requires said way to be maintained in a condition reasonably safe and convenient for travel; and,

2. Declares that the city shall no longer be bound to keep such way in repair; and,

3. Upon filing of this Order with the city clerk, this Order shall take effect, provided that sufficient notice to warn the public that the way is no longer maintained is posted at both ends of such way or portions thereof; and,

4. this order is conditioned upon and subject to the rights of the Springfield Water and Sewer Commission, its employees and agents (collectively "The Commission) having continuing access to The Commission's water and sewer mains in the discontinued portion of Wallace Street, as shown on the plans attached hereto and made a part hereof, for the purposes of replacing, maintaining, operating, and repairing its water and sewer mains, including the operation of all values and hydrants to the recording of the abandonment of Wallace Street. Plans for the water and sewer to be part of the abandonment are attached herein; and

5. The petitioner must produce two (2) mylar plans showing the area to be discontinued. The plans must be stamped by a Professional Land Surveyor, and one plan will be filed by the City Clerk in the Registry of Deeds, and one plan will be filed in the Engineering Division of the Department of Public Works after the approval of this petition; and

PLANNING BOARD ENDORSEMENT UNDER THE SUBDIVISION CONTROL LAW SHOULD NOT BE CONSTRUED AS EITHER AN ENDORSEMENT OR AN APRROVAL OF ZONING LOT AREA REQUIREMENTS

WE HAVE CONFORMED WITH THE RULES AND REGULATIONS OF THE REGISTRY OF DEEDS IN PREPARING THIS PLAN.

MICHAEL D. SMITH - SMITH ASSOCIATES SURVEYORS, INC.

FOR REGISTRY USE

I CERTIFY THAT THE PROPERTY LINES SHOWN ARE THE LINES DIVIDING EXISTING OWNERSHIPS AND THE LINES OF THE STREETS SHOWN ARE THOSE OF PUBLIC OR PRIVATE STREETS ALREADY ESTABLISHED AND THAT NO NEW LINES FOR DIVISION OF EXISTING OWNERSHIP OR FOR NEW WAYS ARE SHOWN

DATE: 12/17/2025

NOTES:

1) THIS PLAN IS THE RESULT OF A FULL SURVEY BY THIS FIRM IN JUNE 2025.
2) THE PURPOSE OF THIS PLAN IS TO INDICATE THE PORTION OF WALLACE STREET TO BE DISCONTINUED.
3) SEE HCRD PLANS: 3 / 65 & 302 / 110

PARTIAL STREET DISCONTINUANCE PLAN

WALLACE STREET
SPRINGFIELD, MA

PREPARED FOR

CITY OF SPRINGFIELD
DEPARTMENT OF PUBLIC WORKS

COMMONWEALTH OF MASSACHUSETTS
MICHAEL D. SMITH
No. 48742
REGISTERED PROFESSIONAL LAND SURVEYOR

DATE: 12/17/2025 SCALE: 1" = 20'

SMITH ASSOCIATES
SURVEYORS, INC.
46 B BALDWIN STREET - EAST LONGMEADOW, MA 01028 P: (413) 525-8801 F: (413) 525-8841
SMITHASSOCIATESSURVEYORS@HOTMAIL.COM WWW.SMITHASSOCIATESSURVEYORS.COM

REQUEST FOR GRANT SETUP

This form and the required attachments are required by the Office of the City Comptrollers before a Grant Fund and related accounts will be created in MUNIS. Please do not use this form for requesting a non-grant related account to be created – use the Request for New Account form instead. Please return this form and the required attachments to the Office of the City Comptrollers.

All fields are mandatory.

Date of Request	01/06/2026
Department Requesting Grant Setup	SDHHS
Department Phone # (Please include extension)	413-787-6822
Name and Title of Person to Contact in Case of Questions	Paul Le

Was this Grant previously setup for a prior fiscal year?
If yes, please indicate your previous project number:

If this is a new Grant, have you filled out the "Approval to apply for a grant" Form?
(Y/N) N/A If yes, please attach a copy of the Approved Form.

Grant Type:

	State – Highway
	Federal Pass-Through DOE– School
	Federal Direct– School
	Federal – City
	State DOE– School
	State Other – School
X	State – City
	Private/Other

Grant Name: C3 2025 FQHC Sustainability Grant

Total Grant Amount Awarded: $25,155

Is this a Reimbursable Grant? (Y/N) N

A Reimbursable Grant is defined as one that requires that you pay for expenses first and then you apply to the grantor for a reimbursement of the exact amount actually expended.

If it is a Reimbursable Grant, please enter Grantor contact information or the CID # if Grantor is already in the customer file:

Entity Name
Contact Person
Street Address
City, State, Zip Code
Telephone
Fax
E-Mail

Actual Award Date 12/12/2025
Board Approval Date
Start Date 12/12/2025
Expiration Date 06/30/2027
Renewal Action Date (optional) N/A
If there are any Matching Funds:

Type
Percent
Amount

Is there any Leverage? HUD FUNDING ONLY

Source
Amount

Comments re: Description/Purpose of Grant
C3 FQHC Sustainability Grant for AI Tools to Assist Homeless Program

Comments re: Conditions/Restrictions of Grant
See budget

If this is a Federal Grant, enter CFDA#:

If applicable enter the State ID # :

What is the required drawdown frequency?
(Ex: Monthly, Quarterly)

If payment is to be sent by Grantor as a Wire,
Please enter any wire reference/identification # that may be used (if known)

Please list all object codes needed for the grant.
(Attach additional sheets if additional orgs and roll-ups are needed):

Org Code:

Object Codes: 530105

Budget Roll-Up Codes:

I hereby attest that under the penalties of Chapter 656, I will adhere to all regulations in this grant agreement. I am responsible for timely and accurate reimbursements in the amounts listed above.

Signature _____ Date 1/8/26

Please attach the following documents:

- Signed Approval to Apply for a Grant Form
- Grant Award Letter
- City Council/Mayor Approval
- Any other relevant documentation

This Form and all relevant attachments will be scanned and attached in the Grant Maintenance module in MUNIS and can be viewed or printed at your convenience.

From: Tamara Konig
Sent: Wednesday, September 10, 2025 4:16 PM
To: Helen Caulton Harris <hcaulton@springfieldcityhall.com>
Cc: C3 Grants <c3grants@c3aco.org>; Kim Prendergast <kprendergast@c3aco.org>; Ryan Kile <RKile@c3aco.org>; Chad Williams <cwilliams@c3aco.org>
Subject: 2025 FQHC Sustainability Grants

Good afternoon Helen,

I'm writing to notify you of the C3 Board Executive Committee's recent decision to approve the use of Board discretionary funds for the 2025 FQHC Sustainability Grants. These grants may be used for projects that best meet your organization's needs, with encouragement to invest in initiatives that strengthen financial performance and leverage opportunities for group contracting, centralized assistance, and/or to support participation in C3 pilot shared services.

I am pleased to announce that the allocation for **Health Services for the Homeless** is: **$25,155**

Attached please find the Grant Request summary with instructions for submitting your project request(s). If you are interested in using a portion of these funds to cover cybersecurity risk assessments, IT upgrades, or AI tools, please let us know as soon as possible (ideally by September 30th). Our team has been closely monitoring the cybersecurity and AI landscape and are available to discuss which options best meet your needs, assess vendors, and pursue group contracts to obtain better pricing for all interested FQHCs.

We will review grant requests on a rolling basis to make funds available as soon as possible. We ask that you submit your grant request by October 3rd for the first round of funding distribution.

If you have any questions, please reach out to Kim Prendergast (kprendergast@c3aco.org) and Tamara Konig (tkonig@c3aco.org).

Best,
Tamara

Tamara Konig
she/her/hers
Manager, Strategy
857-265-3320
tkonig@c3aco.org
c3aco.org

COMMUNITY CARE COOPERATIVE

The Boston Globe TOP PLACES TO WORK 2022 2023 2024

The Boston Globe TOP PLACES TO WORK 2024 DIVERSITY, EQUITY, AND INCLUSION CHAMPION

CAUTION: This email originated outside our organization; please use caution.

Gasque, Carol

From: Mendez, Ariel
Sent: Thursday, January 15, 2026 2:03 PM
To: Gasque, Carol
Cc: Goodman, Roy
Subject: FW: [External] Gift Cards

Fyi....

From: Lowman, Kim <Kim.Lowman@fallonhealth.org>
Sent: Thursday, December 18, 2025 1:54 PM
To: Mendez, Ariel <AMendez@springfieldcityhall.com>
Subject: [External] Gift Cards

Hi Ariel (or Arielle),
Thanks for chatting with me today. Fallon Health operates Summit Eldercare, a PACE program here in Springfield. Each year, we hold a Feed A Family campaign. Established in 2014, Feed A Family has provided 4,774 meals across our service area. As part of that, we have 20 gifts cards, $30 each, to Big Y. Here's our Worcester site in action. https://www.instagram.com/p/CmMPxPoO8cX/
We would like to donate all 20 gift cards to RJ Senior Center.
The gift cards are in individual sealed envelopes from Fallon Health. Please let me know when I could bring those by, if approved.
Thank you!

Kim

Kim Lowman, MSW, LCSW | Social Worker
Summit Eldercare PACE
A Program of All Inclusive Care for the Elderly (PACE)
Offered by **Fallon Health**|
101 Wason Ave, Springfield, MA 01107
O:413.272.6151 | **E**: Fax: 774.317.6206 | **Toll Free**: 800.333.2535
Kim.lowman@fallonhealth.org
www.fallonhealth.org
Fallon Health on X| Fallon Health on Facebook | Fallon Health on LinkedIn

Planned time off:
12/23 @ 12pm thru 12/28

CONFIDENTIALITY NOTICE: This email is intended only for the person or entity to which it is addressed and may contain information that is privileged, confidential or otherwise protected from disclosure under applicable law. Any use, disclosure, distribution, or copying of this email or the information contained herein by anyone other than the intended recipient is prohibited and may be a violation of state and/or Federal privacy laws. If you have received this email in error, please delete any copies of it from your computer system and contact the Privacy Officer at compliance@fallonhealth.org. Fallon Health is a company that cares. We prioritize our members—always—making sure they get the care they need and deserve. Founded in 1977 in

City of Springfield
36 Court Street
Springfield, MA 01103

Division of Administration and Finance

To: **Springfield City Council**

From: **Cathy Buono, Chief Administrative & Financial Officer**

Date: **February 2, 2026**

Re: **Bond Authorization for White St & Kensington Ave Elementary School Feasibility Study**

Cc: **Mayor Sarno**

Purpose: The purpose of this memo is to provide an explanation of the order sponsored by the Mayor for the February 2, 2026 City Council meeting, which authorizes the City to pay the sum of $2,500,000 for the feasibility study for a Springfield public school that was invited into the MSBA Core Program.

Background: The Department of Capital Asset and Construction ("DCAC") requires funding for a feasibility study to assess the proposed reconstruction of the White St. & Kensington Ave elementary schools.

The City needs to authorize bonds for the total amount of this project before any reimbursements from MSBA can be requested. The City can expect 80% reimbursement of eligible costs from MSBA. The total bond authorization being sought is $2,500,000 to cover all costs associated with the Core Program.

CAFO Certification: This memorandum will confirm that in my professional opinion, as the Chief Administrative and Financial Officer, after an evaluation of all pertinent financial information reasonably available, that the City's financial resources and revenues are and will continue to be adequate to support the proposed expenditures and obligations involved in this City Council Order, without a detrimental impact on the continuous provision of the existing level of municipal services, in accordance with Section 2(f) of Chapter 656 of the Acts of 1989, as added by Section 1 of Chapter 468 of the Acts of 2008.

This certification is made in accordance with Section 2(f) of Chapter 656 of the Acts of 1989, as added by Section 1 of Chapter 468 of the Acts of 2008.

Chapter 279

PEDDLING AND SOLICITING

ARTICLE I
Hawkers and Peddlers

§ 279-1. License required for peddlers of food; fee.
§ 279-2. Recording name and residence.
§ 279-3. Restrictions on conduct; vehicles used in business.
§ 279-4. Numbers and badges; violations and penalties.
§ 279-5. Number plates on vehicles.
§ 279-6. Certificate of Sealer of Weights and Measures; false weights and measures.
§ 279-7. Exhibition of license on demand.
§ 279-8. Licenses issued by commonwealth.
§ 279-9. Revocation of license.

ARTICLE II
Itinerant Wholesale Fruit or Vegetable Dealers

§ 279-10. Definition.
§ 279-11. License required.
§ 279-12. License duration.
§ 279-13. Fees.
§ 279-14. Record of name and place of business.
§ 279-15. Badges.
§ 279-16. Number plates on vehicles.
§ 279-17. Exhibition of license on demand.
§ 279-18. Exemptions.
§ 279-19. Licenses issued by commonwealth.
§ 279-20. Revocation of license.

ARTICLE III
Charitable Solicitations

§ 279-21. License required; exceptions.
§ 279-22. License application; fee.
§ 279-23. License duration.
§ 279-24. Licenses for temporary transient business.

ARTICLE IV
Transient Vendors

§ 279-25. Licenses required; definition.
§ 279-26. License application and issuance; fees; term.
§ 279-27. Exhibition of license; violations and penalties.
§ 279-28. License not transferable.
§ 279-29. License revocation.
§ 279-30. Street, sidewalk and tree belt use.
§ 279-31. Tag sales exempted.

ARTICLE V
Sales Near Schools

§ 279-32. Restriction on sale of food or other articles intended for human consumption.

ARTICLE VI
Panhandling

§ 279-33. Purpose.
§ 279-34. Definitions.
§ 279-35. Unlawful acts.
§ 279-36. Interpretation.
§ 279-37. Violations and penalties; enforcement.

Downloaded from https://ecode360.com/SP2105 on 2025-07-21

ARTICLE VII
Door-to-Door Sales

§ 279-38. License required.
§ 279-39. Definitions.
§ 279-40. Qualification of licensee.
§ 279-41. Duration of license.
§ 279-42. Fees.
§ 279-43. Exhibition of license on demand.
§ 279-44. Licenses issued by commonwealth.
§ 279-45. Revocation of license.
§ 279-46. Violations and penalties; enforcement.

ARTICLE VIII – Operation of Mobile Food Trucks

§ 279-46. Mobile Food Truck Permit Process

[HISTORY: Adopted by the City Council of the City of Springfield as indicated in article histories. Amendments noted where applicable.]

GENERAL REFERENCES

Auctions and auctioneers — See Ch. 115.

Licenses and permits — See Ch. 229.

Loitering — See Ch. 240.

Pawnbrokers and junk dealers — See Ch. 270.

Peace and good order — See Ch. 275.

Streets and sidewalks — See Ch. 338.

Tag/Garage sales — See Ch. 351.

Downloaded from https://ecode360.com/SP2105 on 2025-07-21

ARTICLE I
Hawkers and Peddlers
[Adopted as Title 5, Ch. 5.12, of the 1986 Code]

§ 279-1. License required for peddlers of food; fee.

No person shall go about from place to place within the City carrying or exposing for sale or selling fruits or vegetables, except those raised or produced by himself or his family, and no person shall go about from place to place within the City carrying or exposing for sale or selling fish, except fish obtained by his own labor, or that of his family, in or from any cart, wagon or other vehicle or in any other manner, without a license therefor from the Board of Police Commissioners. Persons operating Mobile Food Trucks, as defined in § 279 Section VIII, are required to be permitted and licensed as defined in that Article.

A. Qualification of licensee. The Board of Police Commissioners shall have authority to grant one or both of such licenses to any person of good repute for morals and integrity who is, or has declared his intention to become, a citizen of the United States.

B. Duration of license. Licenses shall bear the date of the day on which they are issued and, unless sooner revoked by the Board of Police Commissioners, shall continue in force for one year from such date.

C. Fees. Each person so licensed to sell fruits and vegetables shall pay therefor a fee of $25, and each person so licensed to sell fish shall pay therefor a fee of $15.

D. Persons operating Mobile Food Trucks will be required to obtain the necessary permits and / or licenses from the Fire Department, Health and Human Services and the Department of Public Works.

§ 279-2. Recording name and residence.

A. No hawker or peddler shall sell, or offer or expose for sale, any of the articles enumerated in MGL c. 101, § 17, or in any acts in amendment thereof or in addition thereto, until he has recorded his name and residence with the Board of Police Commissioners.

B. Every person licensed under the provisions of § 279-1 as a hawker or peddler of fruits and vegetables or fish, and / or operate a Mobile Food Truck, shall record his name and residence in like manner with such Board.

§ 279-3. Restrictions on conduct; vehicles used in business.

No person hawking, peddling or carrying or exposing for sale any of the articles enumerated in MGL c. 101, § 17, or in any acts in amendment thereof or in addition thereto, shall ring or cause to be rung any bell, or use or cause to be used any horn or other instrument, or utter any boisterous outcry or cry his wares in any street in the City to give notice of his business, or call attention for the purpose of making sale of any article, nor carry or convey such articles in any manner that will tend to injure or disturb the public health or comfort nor carry or convey such articles otherwise than in vehicles and receptacles which are neat and clean and do not leak.

Additional regulations surrounding the operation of Mobile Food Trucks is located in § 279 Section VIII.

§ 279-4. Numbers and badges; violations and penalties.

A. Every hawker and peddler licensed by the Board of Police Commissioners shall be assigned a number and shall be provided by the Board with a badge which shall be conspicuously worn by the licensee, and every other such hawker and peddler as described in § 279-2 shall provide himself with a badge

Downloaded from https://ecode360.com/SP2105 on 2025-07-21

of such type and design as may be approved by such Board, which he shall wear in like manner.

B. Whoever neglects to wear such badge, or wears such badge without authority, shall be punished by the penalty provided in § 1-25.

C. Posting of Permits and / or Licenses associated with the operation of a Mobile Food Truck is identified within § 279 Section VIII.

§ 279-5. Number plates on vehicles.

Every vehicle or other receptacle used by a licensee as a conveyance for articles offered or exposed for sale by him shall have attached thereto on each side a number plate, to be furnished by the Board of Police Commissioners with his license, bearing the number and date of expiration of such license.

Mobile Food Trucks, in addition to displaying their Hawker and Peddler, must adhere to the requirements in § 279 Section VIII.

§ 279-6. Certificate of Sealer of Weights and Measures; false weights and measures.

A. No person shall be registered or assigned a badge or number under the provisions of § 279-2 or § 279-4 until he presents a certificate from the Sealer of Weights and Measures stating that all weighing and measuring devices intended to be used by such person have been duly inspected and sealed as required by law.

B. The use or possession by such person with intent to use of any false or unsealed weighing or measuring device shall be sufficient cause for the revocation of his license or the cancellation of his registration.

§ 279-7. Exhibition of license on demand.

Any licensee who fails, neglects or refuses to exhibit his license or permit when the same is demanded of him by a commissioner or inspector or Sealer or Deputy Sealer of Weights and Measures, police officer, or a representative of the Fire Department, Health and Human Services, Code Enforcement and / or the Department of Public Works, shall be subject to the same penalty as if he had no license.

§ 279-8. Licenses issued by commonwealth.

Nothing in this article shall be construed as conflicting with any license issued under the authority of the commonwealth.

§ 279-9. Revocation of license.

Any license granted under this article or any ordinance amendatory or additional thereto may be revoked by the Board of Police Commissioners and / or other entities identified in other section of § 279.

Downloaded from https://ecode360.com/SP2105 on 2025-07-21

ARTICLE II
Itinerant Wholesale Fruit or Vegetable Dealers
[Adopted as Title 5, Ch. 5.16, of the 1986 Code]

§ 279-10. Definition.

As used in this article, the following terms shall have the meanings indicated:

ITINERANT WHOLESALE FRUIT OR VEGETABLE DEALER — Any person engaged in selling or offering for sale fruits and vegetables, either at wholesale or retail, without having a regular place of business for the sale of such products in the City during 12 months of the year and during reasonable hours of every business day in the year.

PLACE OF BUSINESS — May be a warehouse or store during part of the year and a fixed location in any open-air market during the rest of the year.

§ 279-11. License required.

No person shall engage in or manage the business of an itinerant wholesale fruit or vegetable dealer as defined in § 279-10, within the City, without a license therefor from the Board of Police Commissioners.

§ 279-12. License duration.

The licenses shall bear the day on which they are issued and, unless sooner revoked by the Board of Police Commissioners, shall continue in force for one year from such date.

§ 279-13. Fees.

Each person licensed under this article shall pay a fee of $100. Any person coming under the definition of "itinerant wholesale fruit or vegetable dealer" as defined in § 279-10, employing in his business more than one vehicle, shall pay as a license fee, in addition to the $100 mentioned in this article, the sum of $100 for each vehicle in excess of one.

§ 279-14. Record of name and place of business.

No licenses shall be issued for the purpose of engaging in the business of an itinerant wholesale fruit or vegetable dealer until there has been recorded with the Board of Police Commissioners the name and residence or place of business of the applicant.

§ 279-15. Badges.

A. Every licensee shall be assigned a number and shall be provided by the Board of Police Commissioners with a badge which shall be conspicuously worn or displayed by the licensee, such badge to be of such type and design as may be approved by such Board.

B. Whoever neglects to wear or display such badge or wears or displays such badge without authority shall be punished in accordance with § 1-25.

§ 279-16. Number plates on vehicles.

Every vehicle or other receptacle used by a licensee as a conveyance for articles offered or exposed for sale by a licensee shall have attached thereto on each side a number plate to be furnished by the Board of Police

Downloaded from https://ecode360.com/SP2105 on 2025-07-21

Commissioners with his license, bearing the number and date of the expiration of such license.

§ 279-17. Exhibition of license on demand.

Any licensee who fails, neglects or refuses to exhibit his license when the same is demanded of him or of his agents, by a commissioner or inspector or Sealer or Deputy Sealer of Weights and Measures or a police officer shall be subject to the penalty as set forth in § 1-25.

§ 279-18. Exemptions.

This article shall not apply to commercial agents or other persons selling by samples, lists, catalogs or otherwise, for future delivery, or to any person who peddles or sells farm products raised or produced by himself or his family, or to any peddler serving regular household customers operating under a license as required by the ordinances of the City.

§ 279-19. Licenses issued by commonwealth.

Nothing in this article shall be construed as conflicting with any license issued under the authority of the commonwealth.

§ 279-20. Revocation of license.

Any license granted under this article or any ordinance amendatory or additional thereto may be revoked for cause by the Board of Police Commissioners.

Downloaded from https://ecode360.com/SP2105 on 2025-07-21

ARTICLE III
Charitable Solicitations
[Adopted as Title 5, Ch. 5.36, of the 1986 Code]

§ 279-21. License required; exceptions.

A. In order to protect the public safety and welfare of the residents of the City, no person, group, organization or corporation shall solicit the general public within the City for charitable purposes or causes without a license therefor from the City Clerk.

B. This and the following sections shall not be applicable in the case of solicitations made by:

(1) Bona fide religious organizations.

(2) Accredited colleges, universities or schools.

(3) Duly qualified political parties.

§ 279-22. License application; fee.

A. The City Clerk shall have authority to grant such licenses, provided an application is filed containing the following information:

(1) Names and addresses of the applicants;

(2) A statement of the financial condition of the applicant, which shall include income derived from collection and sources within the City and expenses for the past fiscal year and specifically designating in such statement the entire cost of administering such charity during the past fiscal year; and

(3) A certificate of registration as required by MGL c. 68, § 19.

B. The fee for such license shall be $50. **[Amended 6-18-2012]**

§ 279-23. License duration.

The license required by § 279-21 shall bear the date of the day on which it is issued and shall continue in force for one year from such date.

§ 279-24. Licenses for temporary transient business.

The City Clerk shall, in accordance with authority granted through MGL c. 101, § 12A, under such conditions as he deems proper, grant to any organization engaged in charitable work or to a post of any incorporated organization of veterans who served in the military or naval service of the United States in time of war or insurrection a special license authorizing it, for a particular time period not to exceed a total of four days, to be stated in such a license, to conduct under their control a temporary or transient business in which transient vendors participating in such sales shall not be subject to the provisions of MGL c. 101, §§ 3 to 12, inclusive. The exercise of all licenses provided for in this section shall be subject to the provisions of all statutes, ordinances, bylaws, rules and regulations not inconsistent with this section.

Downloaded from https://ecode360.com/SP2105 on 2025-07-21

ARTICLE IV
Transient Vendors
[Adopted as Title 5, Ch. 5.56, of the 1986 Code]

§ 279-25. Licenses required; definition.

A. No person who engages in a temporary or transient business selling any goods, wares or merchandise, either in one location or in traveling from place to place, shall conduct such business within the City without first having obtained any necessary state license issued pursuant to MGL c. 101, § 3, and a local transient vendor license issued and signed by the City Clerk.

B. "Temporary or transient business" means any exhibition and sale of any goods, wares or merchandise which is carried on in any tent, booth, or other open-air structure, including the display of goods, wares or merchandise in an unenclosed location exposed for sale on a table, in containers, or on the ground, unless such location is open for business during usual business hours for a period of at least 12 consecutive months.

C. Transient Vendors who sell any type of food or beverage product are not covered under this Article. Transient Vendor who intend to sell any type of food or beverage are referred to § 279 - Article VIII.

D. At no time can any transient business be located within the City Right-of-Way without also obtaining an Occupancy Permit from the Department of Public Works as stated in § 279-30.

§ 279-26. License application and issuance; fees; term.

A. Prior to the issuance of a transient vendor's licensed by the City Clerk, the applicant shall be required to provide on a form approved by the Clerk the following information:

(1) The name and permanent residential address of the applicant, his/her business address if different from the residential address, and the names and addresses of any persons who will be aiding or assisting the applicant in conducting his business at the proposed site of his/her sales.

(2) Identification of any and all types of goods, wares or merchandise to be included in his/her sales inventory at the site wherein or whereat such sales are to be conducted.

(3) The location of the property site where such sales are to be conducted. If the site is not owned by the transient vendor, he/she shall provide the City Clerk with a validly executed lease or letter of permission from the owner of the property site allowing the vendor to conduct such activity upon such site.

(4) A statement, pursuant to MGL c. 62C, § 49A, signed under the pains and penalties of perjury, reciting that the applicant is and shall remain in full compliance with all laws and regulations of the commonwealth relative to the payment of state sales taxes and any other state taxes or duties applicable to the goods, wares and merchandise which the applicant shall display for sale.

B. The City Clerk, prior to issuance of any such license, shall forward the completed application to the Board of Police Commissioners for a determination as to whether the records of the Police Department indicate any just cause for the denial or issuance of said license due to fraudulent or illegal activities conducted by the applicant with respect to his operation of a temporary or transient business.

C. Following compliance with the requirements of this section, and upon payment of a fee of $250, the Clerk shall issue the license. A license shall only be valid when used by the person in whose name it has been issued and shall not be transferable. Licenses shall expire on the next January 1 following the date of issuance.

Downloaded from https://ecode360.com/SP2105 on 2025-07-21

§ 279-27. Exhibition of license; violations and penalties.

Every transient vendor, while engaged in the sale of goods, wares or merchandise within the City, must have his local transient vendor license in his possession and available for inspection. Any vendor who fails to exhibit his license when the same is demanded of him/her by a police officer shall be in violation of this article. Such violation shall be punishable by a fine of no less than $100 and no more than the maximum amount provided by law.

§ 279-28. License not transferable.

A transient vendor license may not be transferred or assigned to any other person, or used by any party other than the person to whom it has been issued.

§ 279-29. License revocation.

Any license issued pursuant to this article may be revoked for just cause by the City Clerk following a hearing and decision by the Board of Police Commissioners where a determination has been made that any fraudulent activities have occurred with respect to the operation of the temporary or transient business.

§ 279-30. Street, sidewalk and tree belt use.

No transient vendor shall exhibit or sell any goods, wares or merchandise on any public street, sidewalk, terrace or tree belt without having first obtained an occupancy permit from the Director of Public Works pursuant to Chapter 338, Streets and Sidewalks, § 338-10. A transient vendor located on private property, are not allowed to abut the public sidewalk where any patron would be abutting the free movement of use of the sidewalk

§ 279-31. Tag sales exempted.

This article shall be construed so as not to require the obtaining of a transient vendor's license by residents of the City who apply for and receive a tag sale license pursuant to Chapter 351, Tag/Garage Sales, of this Code.

Downloaded from https://ecode360.com/SP2105 on 2025-07-21

ARTICLE V
Sales Near Schools
[Adopted as Title 8, Ch. 8.20, § 8.20.030, of the 1986 Code]

§ 279-32. Restriction on sale of food or other articles intended for human consumption.

No person shall offer for sale, sell or cause to be sold to any school pupil any articles of food, or any articles suitable for or intended for human consumption, within the limits of the public ways and within 100 yards (300 feet) from the nearest boundary of any public school grounds between the hours of 8:00 a.m. and 4:00 p.m. on days when the public schools are in session.

Downloaded from https://ecode360.com/SP2105 on 2025-07-21

ARTICLE VI
Panhandling
[Adopted 4-10-1996 (Title 8, Ch. 8.28, of the 1986 Code)]

§ 279-33. Purpose.

The purpose of this article is to regulate certain behavior to preserve the public order, to protect the citizens of the City of Springfield and to ensure the safe and uninterrupted passage of both pedestrian and vehicular traffic, without unconstitutionally impinging upon protected speech, expression, or conduct.

§ 279-34. Definitions.

For the purpose of this article, the following words, terms, and phrases shall have the following meanings:

AGGRESSIVE MANNER — To do any of the following:

A. Approach, speak to, or follow a person in a manner as would cause a reasonable person to fear bodily harm or the commission of a criminal act upon the person, or upon property in the person's immediate possession; or

B. Touch another person without that person's consent in the course of asking for alms; or

C. Continue to ask, beg, or solicit alms from a person after the person has made a negative response; or

D. Follow the person solicited before, after, or while asking, begging, or soliciting alms; or

E. Intentionally block or interfere with the safe or free passage of a person or vehicle by any means, including unreasonably causing a person or driver of a vehicle to take evasive action to avoid physical contact; or

F. Direct abusive or profane language toward the person solicited, either while asking, begging, or soliciting alms, or following a refusal by the person solicited.

ASK, BEG OR SOLICIT ALMS — Includes the spoken, written, or printed words or such other act conducted for the purpose of obtaining an immediate donation of money or thing of value.

FALSE OR MISLEADING MANNER — Includes, but is not limited to, the asking, begging, or soliciting of alms, including money and other things of value, through utilization of any of the following representations:

A. Stating or expressing that the donation is needed to meet a specific need, when the solicitor already has sufficient funds to meet that need and does not disclose that fact; or

B. Stating or expressing that the donation is needed to meet a need that does not exist; or

C. Stating that the solicitor is from out of town and stranded when that is not true; or

D. Wearing or displaying an indication of physical disability, when the solicitor does not suffer the disability indicated; or

E. Using any makeup or device to simulate deformity.

SOLICITOR — Anyone who asks, begs, or solicits alms, including money and other things of value.

Downloaded from https://ecode360.com/SP2105 on 2025-07-21

§ 279-35. Unlawful acts.

A. No person may ask, beg, or solicit alms, including money and other things of value, in an aggressive manner in any place open to the general public, including sidewalks, streets, alleys, driveways, parking lots, parks, plazas, buildings, doorways and entrances to buildings, and gasoline service stations and the grounds enclosing buildings.

B. No person may ask, beg, or solicit alms, including money and other things of value, in a false or misleading manner.

C. No person may ask, beg, or solicit alms in any public transportation vehicle or within 25 feet of any bus or train station stop.

D. No person may ask, beg, or solicit alms within 25 feet of any automatic teller machine (ATM) or bank.

E. No person may ask, beg, or solicit alms from any operator or occupant of a motor vehicle that is in traffic on a public street.

§ 279-36. Interpretation.

No provision of this article shall be interpreted or constructed to prohibit speech, expression, or conduct protected by the laws of the United States or the Commonwealth of Massachusetts.

§ 279-37. Violations and penalties; enforcement.

A. Criminal disposition. Any person who violates a provision of this article is guilty of a separate offense for each day during which the violation is committed, continued, or permitted. Each offense, upon conviction, is punishable by a fine of $50.

B. Noncriminal disposition. Any person who violates any provision of this article may be penalized by a noncriminal disposition as provided for under § 1-25. The Police Department shall enforce this article. The penalty for each violation shall be $50 for each day or part of a day during which the violation is committed, continued, or permitted.

Downloaded from https://ecode360.com/SP2105 on 2025-07-21

ARTICLE VII
Door-to-Door Sales
[Adopted 1-12-2015]

§ 279-38. License required.

No person shall engage in the activity of door-to-door sales, as defined in this article, within the City of Springfield, unless he/she has received a license from the Police Commissioner or his designee.

§ 279-39. Definitions.

As used in this article, the following terms shall have the meanings indicated:

DOOR-TO-DOOR SALES — The in-person solicitation of sales of goods or services for present or future delivery by entry upon residential property or soliciting a person, located on residential property, from a street, sidewalk, or other adjacent property without prior invitation of the person to be solicited.

§ 279-40. Qualification of licensee.

The Police Commissioner or his designee shall have authority to grant one such license to any person of good repute for morals and integrity who is a citizen of the United States or permanent resident.

§ 279-41. Duration of license.

Licenses shall bear the date of the day on which they are issued and, unless sooner revoked by the Police Commissioner or his designee, shall continue in force for one year from such date.

§ 279-42. Fees.

A. Each person shall pay a fee of $25 to apply for said license.

B. Any person who resides within the City of Springfield and is under the age of 18 shall not pay a fee for a license under this article.

§ 279-43. Exhibition of license on demand.

Any licensee who fails, neglects or refuses to exhibit his license when the same is demanded of him by a police officer shall be subject to the same penalty as if he had no license.

§ 279-44. Licenses issued by commonwealth.

Nothing in this article shall be construed as conflicting with any license issued under the authority of the commonwealth.

§ 279-45. Revocation of license.

Any license granted under this article or any ordinance may be revoked by the Police Commissioner or his designee upon violation of this article.

§ 279-46. Violations and penalties; enforcement.

Any person who violates a provision of this article shall pay a fine of $50 for each day on which the

Downloaded from https://ecode360.com/SP2105 on 2025-07-21

violation is committed, continued or permitted.

Downloaded from https://ecode360.com/SP2105 on 2025-07-21

ARTICLE VIII

Operation of Mobile Food Trucks

[As Adopted 2025]

§ 279-47. Mobile Food Truck Permit Process

The general goal of this section of the Ordinance and of the "Manual for Occupancy of Public and Private Ways in the City of Springfield" (Manual), is to provide guidelines for Mobile Food Truck Vendors to operate on a regular and legal basis throughout the City of Springfield on both Public and Private property. The following outlines how occupancy permits will be issued, managed, enforced and what requirements the individual vendors will be required to adhere to. The requirements are as follows:

A. Items listed in this document are under the control of the City of Springfield Code, Chapter 279: Mobile Food Trucks of the City Ordinances.

B. The provisions of this Article shall not apply to canteen, coffee, or ice cream trucks that move from place to place and are stationary in the same location for no more than thirty (30) minutes at a time. This provision of this Article do apply to motorized or pushed handcarts that are transient either on public or private property.

C. The provisions of this Article shall not apply to mobile food operations that receive a temporary one-time event permit issued by the Health and Human Services Department or any other Department within the City.

D. A Mobile Food Truck shall mean a food establishment that is located upon a vehicle, or which is pulled by a vehicle, a manually controlled or motorized pushcart, where food or beverage of any kind is cooked, prepared and / or served for individual portion service, such as a mobile food kitchen. Independent manual or motorized push cart entities that are not towed are not allowed to occupy any roadways or sidewalks for the sale of any items at any time. Independent push carts are only allowed to operate on private property. Push Carts on private property will require approval of the property owner to operate on the property and shall adhere to all requirements of this Article.

E. Hours of Operation for food trucks within the public way: 7:00 a.m. to 1:00 a.m.. No sale or giving away of any product may occur outside of the hours of operation. Mobile Food Trucks may occupy the permitted space no more than one-hour prior to and / or one-hour after the stated hours of operation. Under no circumstance shall any mobile food vendor be allowed to leave / park any Mobile Food Truck on the street in the City of Springfield in the approved space or at any other location outside of the hours stated above. The mobile food truck will not be allowed to occupy a permitted space if it is not open for business, regardless of its location and while not open for business, mobile food trucks must be parked legally on private property, not within the public way.

F. Operators of Food Trucks on Private Property must also comply with the hours stated in § 279-47-E, however, cannot operate past any hours of the primary business on the property. Example – A food truck on private property is located on a parcel of a store that closes at 9:00 pm, therefore, the Food Truck must also cease business at 9:00 pm. If the food truck is operating on private property that is an open parcel with no building, the food truck hours of operation will be 7:00 a.m. to 11:00 p.m.

G. Location:

Downloaded from https://ecode360.com/SP2105 on 2025-07-21

a. Mobile Food Truck Vendors will be only be allowed to operate within a paved roadway with a City Right of Way, unless otherwise approved by the Director. Under no circumstance will a mobile food truck vendor be allowed to operate on other areas of City Rights of Way including sidewalks and non- paved areas. Food Trucks located on Private property, will not be allowed to abut a public way or private sidewalk where standard use of the sidewalk or the public way is compromised in any way.

b. Food Trucks located on private property must have a minimum of a 10 foot buffer to all property lines from the actual truck / vehicle / pushcart, must be located on a paved surface and any extensions of the food truck must remain on private property (ie. Tents, awnings, etc.).

c. Food Trucks on Private property cannot operate at any location where driveways, ingress / egress to the site will be impacted. Food trucks that are located on private property that occupy parking spaces must, as part of their application, prove that the private site still meets all applicable zoning regulations such as number of standard parking space, handicapped spaces, etc.

d. Mobile Food Truck Vendors will not be allowed to operate within or abutting any residentially zoned area, or within 500' of any residentially zoned area or residentially occupied area whether they are located on public or private property, regardless of the zoning of the residential area. Some residential properties in the City of Springfield may have a "business" zoning designation.

e. Mobile Food Truck Vendors who will be located within the public way will only be located within existing designated parking spaces and vehicles cannot exceed 20' in length in non-striped parking spaces and vehicles cannot exceed the designated length in striped parking spaces.

f. Mobile Food Truck Vendors will not be able to be located within 500' of any "bricks and mortar" food establishment properly permitted and regulated within the City. This does not pertain to "convenience" stores, gas stations, grocery stores, etc., unless indoor seating for food customers is provided. A mobile food truck will be allowed to operate on a parcel that sells prepared food and may also have indoor seating for consumption, however, a signed letter from the property owner and business operator (if two different entities) will be required as part of the application package.

g. No more than 2 food trucks on private property will be allowed to occupy one site / parcel at any time where an existing business of any type is located. Mobile Food trucks that wish to occupy on private property where no other business is operating will be required to comply with all sections of this Article as well as all City of Springfield Zoning requirements such as setback, frontage requirements, etc.

h. The City will designate specific areas within the public way in the downtown area when specific locations and / or limitations of locations for the use of food trucks are deemed appropriate. The listed requirements on locations apply for all proposed locations within the City.

i. A vendor can apply for a specific location (currently approved parking space) within the City, or for one of the designated locations (currently approved parking space) within the Downtown Area at any time, for locations within the City's public way. The DPW will act on an application within 21 days. Reviews of applications may also be required by the Fire Department, Police Department, Park Department and / or the Health and Human Services Department. The applicant is required to obtain all other permits / approvals prior to submitting application to the DPW. Permits for vendors wishing to operate within the City's Right-of-way will be issued in 3 month increments (June - August; September - November; December – February; & March - May). If a location is approved, the DPW will install specific signs for that parking space indicating "Mobile Food Truck Vendor Parking Only".

Downloaded from https://ecode360.com/SP2105 on 2025-07-21

j. The Downtown Area shall mean the area of the City of Springfield whose western boundary is the Connecticut River, whose eastern boundary Chestnut Street, whose northern boundary is Liberty Street and whose southern boundary is Union Street. Within the Downtown Area there shall be no more than twelve (12) permits granted at any one time pursuant to this chapter. The permits shall be issued in the following manner:

I. Six (6) permits may be issued for the parking spaces located at Riverfront Park

II. Six (6) permits may be issued for the parking spaces located on Lyman Street and Kaynor Street.

k. A vendor looking to place a food truck on private property will also be required to obtain a permit from the DPW. In order to issue the permit, the vendor will be required to provide necessary approvals from the Police Dept. (Hawker and Peddler), Fire Dept. (propane) and Health and Human Services, or any other required entity, as part of their application. The vendor will also be required to provide a notarized letter from the property owner (not a tenant) stating that they are approving the use of the food truck on their property. Vehicle and Business insurance certificates must also be submitted.

l. For food trucks being placed on private property, the vendor must also submit a sketch plan of the property with their application to show where the food truck will be located on the property. The City will then make a determination if the location of the food truck will have any impact on the overall zoning of the property. The food truck will count towards site coverage square footage of the parcel.

m. Permits issued for vendors to be located on private property will be for a six (6) month period. The permit that will be issued will be for that specific property. If a mobile food truck vendor wishes to move to another private property, or to a location within the public right-of-way, a new application and permit approval process will be required.

n. Vendors who obtain a permit will have "first rights" to their existing permitted space as long as a new permit or permit extension is applied for at least 30 days prior to the expiration of an existing permit. This new permit or extension will require resubmission of all previously submitted documentation as well as payment of additional fees.

o. If the mobile food truck is towed to the location by another vehicle, the mobile food truck must be detatched immediately and any vehicle towing the mobile food truck must then adhere to all parking rules and regulations of the City of Springfield. The towing vehicle is not covered as part of the permit and cannot be parked in the permitted space within the City's Right-of-way.

p. Mobile Food Trucks that remain located on private property while not in use must comply with all City of Springfield Zoning Regulations.

H. Utilities: Regardless of being on the public way or on private property, all utilities required by the Mobile Food Truck must be self- contained and / or mounted to the vehicle and under no circumstances will any external connections be allowed (i.e. power extension cords, portable lighting, water hoses, etc.) to any remote or adjacent location. Power generators must be contained in, or attached to the mobile food truck. Portable generators will not be allowed to be placed on the street, road, sidewalk, parking lot, etc. Generators of any type utilized by the food truck will be required to comply with all City of Springfield noise ordinance requirements.

I. Condiments, plates, silverware, cartons, napkins, etc. must be stored at all times on or within the mobile food truck. Free standing tables, kiosks, etc. for placement of items list is not allowed

Downloaded from https://ecode360.com/SP2105 on 2025-07-21

while within the Public Right-of-way. Free standing tables will only be allowed on private property if the truck and site meet all of the proper zoning regulations for the location.

J. Food trucks on private property will be required to comply with all City of Springfield noise ordinance requirements, which also extends to customer vehicles, music, etc. If the location of the food truck is determined to be in non-compliance with noise ordinance requirement, the food truck operator will be notified, however, the fine will be issued to the property owner.

K. Under no circumstances will mobile food trucks whether on public or private property be allowed to sell alcoholic beverages of any type.

L. All trash generated by the mobile food truck or any patron of the mobile food truck is the responsibility of the mobile food truck vendor. Proper trash receptacles must be provided by the vendor The vendor has the responsibility to keep the immediate area, including parking lot, street and sidewalks, of the permitted space clean of trash at all times. Trash must be properly bagged and must be removed from the location by the vendor at the close of business every day. The City of Springfield will not be responsible for the removal of any trash generated by the vendor. The vendor is not allowed to pile trash, bagged or otherwise, on the street, sidewalk or private property at any time. Vendors who do not properly dispose of trash at the end of every day may have their permit either suspended or revoked. If trash from a food truck that is located on private property is not collected on a daily basis, both the food truck and property owner can be cited.

M. Mobile Food Truck Vendors will not be allowed to place any chairs, tables, kiosks, or other items around their vehicles within the public way. Item placed on private property are allowed provided that the set-up location complies with all zoning ordinances and no parking spaces are impacted.

N. Under no circumstance will any vendor be allowed to dispose of any materials (oils, cooking grease, food scraps, etc. into any City of Springfield Trash receptacle, or into any City Catch basin or manholes. If it is determined that any vendor has disposed of any materials into catch basins or manholes, aside from fines issued by the City of Springfield, the City will notify the Department of Environmental Protection and the Springfield Water and Sewer Commission and additional fines will be assessed. The vendor, and / or property owner would then be responsible for pipe cleaning and removals of materials.

O. No external speakers for announcements, playing of music, etc. will be allowed on either Public or Private Property. Any and all noise generated by the mobile food truck will be monitored for proper compliance.

P. No vehicle will be allowed to have any external lighting devices that will be deemed to have any negative impact to any abutting properties, and or to the public using roadways.

Q. Mobile Food Truck Vendors located within the public way must also comply with any and all Temporary Parking Restrictions imposed by the City of Springfield. (i.e. Street Cleaning, Construction, Snow Emergencies, etc.) Depending upon the Circumstance, the City may provide an alternate location for the vendor.

R. Application Process – Vendors are required to fill out the application enclosed in this document and must include the following:
- Vehicle Registration
- Vehicle Insurance
- Letter from Property Owner (notarized) stating that they will allow the food truck to function on their property (if on private property)

Downloaded from https://ecode360.com/SP2105 on 2025-07-21

- Certification that a Hawkers and Peddlers License has been issued
- Certification from the Springfield Fire Dept. for Propane and Fire Suppression systems
- Site Plan Sketch showing zoning conformance, if on private property.
- Certification from the Health and Human Services Department

S. Permit Costs – Permits for Mobile Food trucks who will be occupying space within the City right-of-way, will be issued by the Department of Public Works at a cost of $225 per quarter: January – March; April – June; July – September; October – December. Renewals will be $150 for the next quarter, however, the renewal application must be submitted prior to the current permit expiring. If the current permit expires, a new application process will be required with the $225 fee. Permits for Food Trucks to be located on Private Property will be for a six-month duration at a cost of $450. Renewals for subsequent 6-month periods will be $150 per six-month period, however, the renewal application must be submitted prior to the current permit expiring. If the current permit expires, a new application process will be required with the $450 fee.

T. The physical permit, issued by the Department of Public Works must be displayed on the food truck and must be available for inspection by any City enforcement Department at any time. If the permit is not displayed the facility / location may be shut down. All other approvals and application paperwork (Health and Human Services approval, Fire Department approval, etc.) must also be available for inspection on-site at any time.

U. For permits on private property, the issued permit will include information on the food truck itself as well as contact information for the property owner.

V. Issued permits by the Department of Public Work are not transferrable to another vendor / owner / vehicle under any circumstance, and permits will identify a specific location for the vendor which cannot be used on other properties.

W. Enforcement Control – For food trucks located within the public way, the enforcement entities for violations will be the Department of Public Works and the Springfield Police Department. For food trucks located on private property, the enforcement entities for violations will be the Economic Development / Code Enforcement Department along with the Police Department. Other City Departments, such as the Fire Department, Health and Human Services, etc., also will have enforcement authority with regards to their specific application and inspection requirements.

X. Fine Issuance – Fines for violations of any sections of this regulation for Food Trucks within the public way will be issued to the food truck vendor. Fines for violations of any sections of this regulation for Food Truck located on private property will be issued to the property owner. Unpaid fines by the property owner can result in liens being placed on the property by the City of Springfield. Fines issued for violations of this section either on public or private property can result in the permit issued to the food truck operator being rescinded. Food truck operators who have had their permit rescinded may not apply for any new permit for a minimum of one year. If at any time a vendor has any outstanding fines of fees owed to the City, no new permits for operation will be issued.

Downloaded from https://ecode360.com/SP2105 on 2025-07-21

Y. Fines issued for any violation of this section by any City Department will be $100 per incident. Departments will be allowed to issue multiple violation fines if multiple violations are determined to exist.

Z. Based upon violations issued by the City, the Director of the Department of Public Works has full discretion regarding the revocation of a permit.

AA. If a property owner determines that they would like to revoke permission of a food truck vendor from operating on their property, the property owner must contact the Department of Public Works and the permit for the vendor will be revoked. The property owner must also notify the food truck vendor.

BB. If a permit is revoked by the City for any reason, the vendor and / or property owner, has the ability to appeal the revocation utilizing the following process:

Any food truck vendor whose permit has been revoked shall be notified in writing by any of the enforcement agents of the City of Springfield. Such vendor / property owner may appeal the denial to the Law Department in writing within fifteen (15) days of receiving such revocation notice. The City Solicitor and/or his/her designee shall conduct an administrative review, and issue a final decision regarding the appeal within thirty (30) days upon receiving the customer's written appeal.

The City Solicitor and/or his/her designee shall advise the Director of Public Works on whether the decision to revoke said services should be sustained, modified, or reversed. The Solicitor's written decision shall be sent to the Director of Public Works and sent to the customer or his/her legal representative, within 30 days after the administrative review is concluded. The decisions or orders of the Solicitor shall be final.

Downloaded from https://ecode360.com/SP2105 on 2025-07-21